

User's Guide

-24 inch tablet

This handbook contains important security measures and the correct use of the product information. In order to avoid accident, please make sure to reading the manual carefully before use the device.

Attention:

This instruction contains the correct use of the product information, in order to avoid accidents. Please make sure to reading the manual carefully before use the device.

- Do not use alcohol, diluents or any other chemicals to clean the surface, otherwise, it will be corroded and even damaged.
- Please don't be in high temperature, moisture or very dust place.
- Please choose the appropriate volume. Use headphones should not be too big volume, if feel tinnitus, lower the volume or stop using it.
- Please charge the following condition,
 - A. The battery power ICONS shows have no power.
 - B. The system automatically shut off, startup after power off soon.
 - C. Operation buttons no response.
 - D. The machine that the top right corner show red icons.
- When the device in the format or ongoing upload and download file, please don't suddenly disconnect, this could cause application error.
- USB just only be used for data transmission.
- Performance and functionality of the product may be different if the version of software and hardware is different. Any change will be without notice. Our company reserves the right to improve the products.
- If you have any questions about the tablet, please contact with us. Attempt to disassemble the product may damage it and avoid your warranty. Users will be responsible for all the consequences caused by disassembling.

Main Functions:

- 24"1920*1080 capacitive touch screen.
- Based on the Android 5.1.1 operating system and supports WiFi and BT function.
- Supports MP3/AAC/OGG/WAV for audio.
- Supports automatic browse for picture in JPG/BMP/JPEG/GIF.
- Supports AVI/3GP/MP4/MKV/MOV/TS/FLV and up to 2160P for video.
- Supports OTG function, external mouse and keyboard.

Operational Description:

● Description

The product is a 24 inch tablet-PC based on Rockchips3288 processor chipset platform with Android OS5.1.1. The majority of the tablet PC circuitry consists of fifteen device chipsets, and these chipsets are divided into different function sub-system or units.

RK3288 processor is based on quad-core Cortex-A17 with separately NEON coprocessor.

Many embedded powerful hardware engines provide optimized performance for high-end application. RK3288 supports almost full-format; include H.265 decoder by 2160p@60fps, H.264 decoder by 2160p@24fps, also support H.264/MVC/VP8 encoder by 1080p@30fps, high-quality JPEG encoder/decoder, and special image preprocessor and postprocessor.

RK3288 has high-performance dual channel external memory interface (DDR3/DDR3L /LPDDR2/LPDDR3) capable of sustaining demanding memory bandwidth, also provides a complete set of peripheral interface to support very flexible applications.

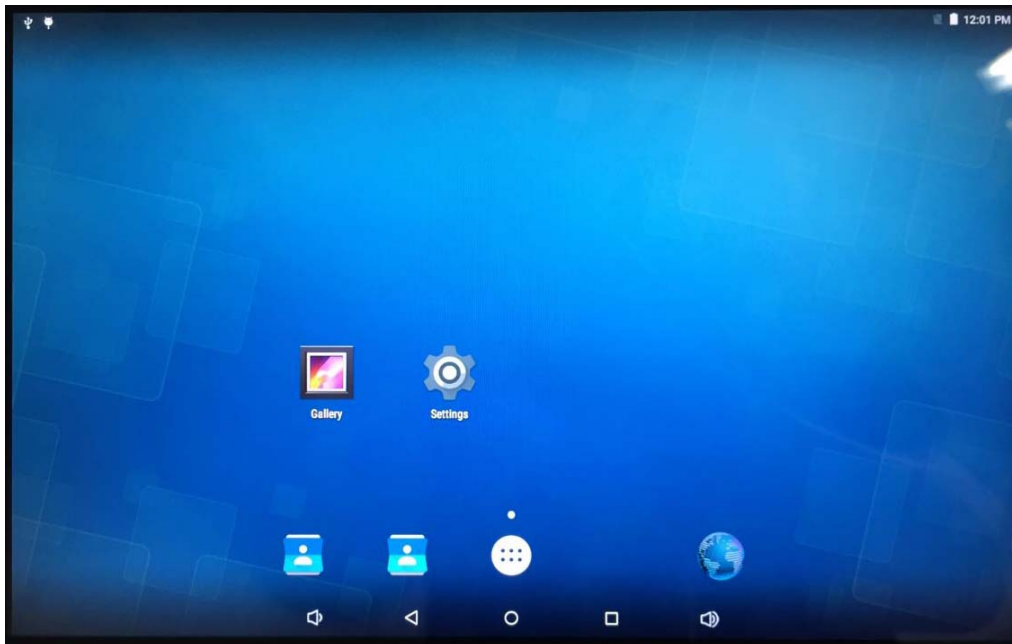
For WLAN and Bluetooth: CPU send uplink data over USB-bus to AP6335, AP6335 modulate it to generate RF signals over a frequency range of 2.400 GHz~2.497GHz and 4.9GHz~5.845GHz, and amplify RF signal is by inter amplifier, then send it to the WIFI/BT antenna through the FIR filter. In the other way, antenna receiver signals from the air, send them to the AP6335, AP6335 demodulate signals and transfer useful data back to the CPU. Use 40MHz clock.

● Port function **Description**

- DC Port: +12V DC Power Socket. 2.5mm barrel type.
- Optical Port: You can use it connect to SPDIF audio products.
- Audio Port: You can use it connect to 3.5mm socket audio devices.
- HDMI Port: You can use it connect to HD video display.
- USB Port: just only be used for data transmission.
- Micro Card Socket: Adds additional storage to tablet.
- Ethernet Socket: Ethernet network port.
- OTG Port: Use it connect to PC debug.
- Rec Port: You can use it update firmware.

● **Basic Operations**

Home Screen: After startup, will enter the main interface.



In the main interface, you can:

- Management the main interface software ICONS: long press the icons for 3 second, after the icons will bigger, then you can drag anywhere in the interface.
- Delete icons: long press the icons for 3 second, drag the icons to the Remove Bin icon, once it become red, remove your hand, after that you can delete icon.









- Click the icon and enter the setting interface.



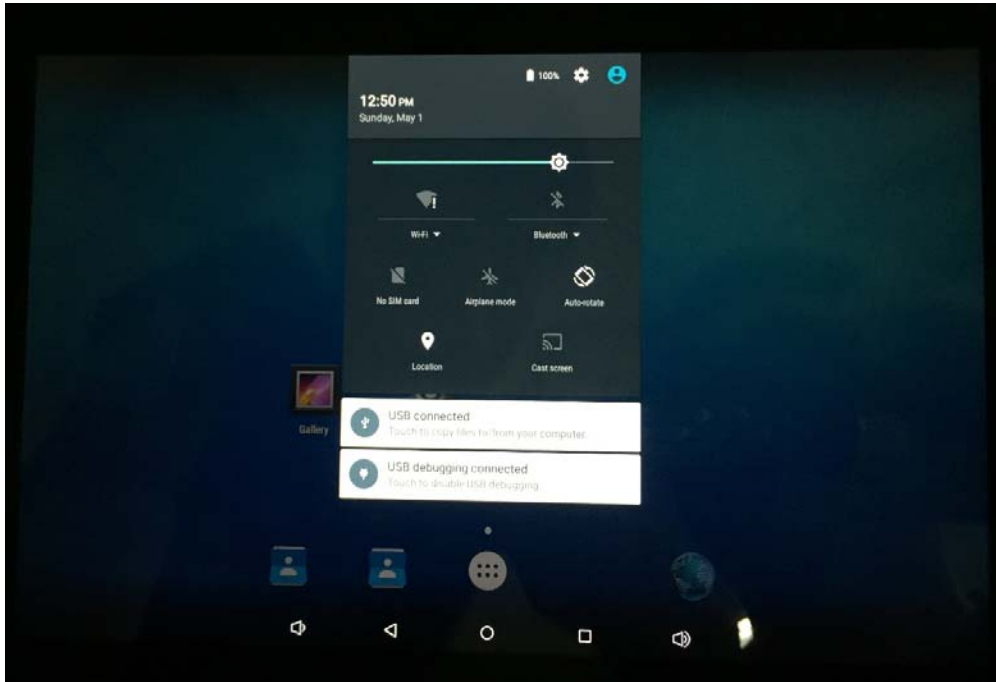
- Click the icon and enter the application program interface. In the application program interface, the tablet will display all apps screen. Touch any application icon and enter the relevant application program interface.

Status bar describe,

-  Click the icon and return to the upper interface.
-  Click the icon and return to the main screen.
-  Click the icon and open the list of application which recently used.
-  Click the icon and increase sound volume.
-  Click the icon and decrease sound volume.

-  Status bar, It is used to show the current status of network connection and wifi connection, battery life and system time.

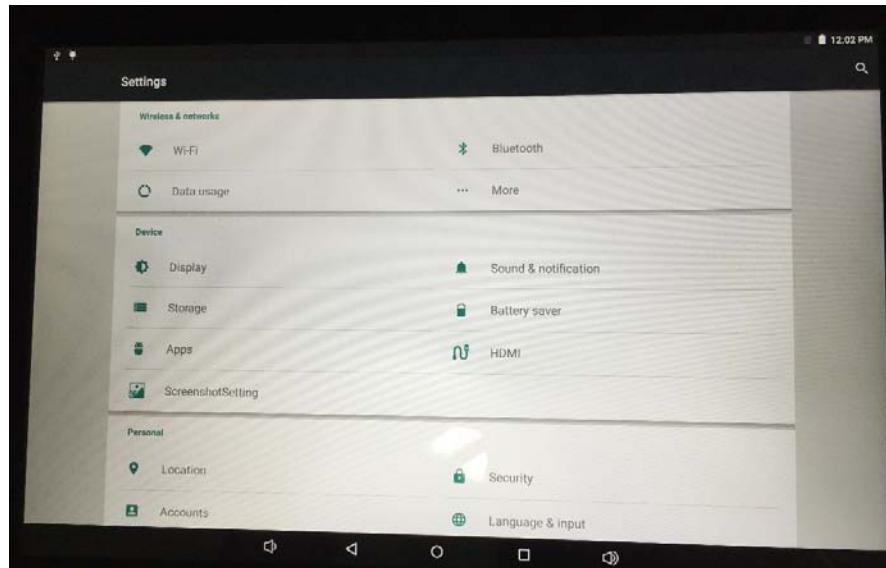
● Drop-down Menu



You can slide your finger from the top of the screen to the bottom, then it shows the Drop-down Menu. In this interface, you can adjust the brightness of the screen, turn on/off Wifi, Bluetooth, Airplane Mode, Auto-rotate and so on.

You can slide your finger from the bottom of the screen to the top to close the drop-down menu.

● Setting



In this interface, you can search WiFi internet, Bluetooth, Sound, Display, Storage, Battery, App, Security, Date & Time, Language & Input, Accounts, about tablet and so on.

- **Wi-Fi** WiFi Internet Settings:
The first step: open Wi-Fi and the system automatically scan the available network.
The second step: select target network and input the correct network password. Select “Connect”.
- **Bluetooth** Bluetooth Setting:
Click this icon, you can open your Bluetooth account to match others account then you can transfer or receive document.
- **Language & input** Language & input setting:
Click this icon, you can change different language & input.

FCC Statement

This device and its antenna must not be located or operating in conjunction with any other antenna and transmitter.

This device complies with part 15 of the FCC rules. Operation is subject to the following two conditions: (1) this device may not cause harmful interference, and (2) this device must accept any interference received, including interference that may cause undesired operation.

NOTE: The manufacturer is not responsible for any radio or TV interference caused by unauthorized modifications to this equipment. Such modifications could void the user's authority to operate the equipment.

NOTE: This equipment has been tested and found to comply with the limits for a Class B digital device, pursuant to part 15 of the FCC Rules. These limits are designed to provide reasonable protection against harmful interference in a residential installation. This equipment generates uses and can radiate radio frequency energy and, if not installed and used in accordance with the instructions, may cause harmful interference to radio communications. However, there is no guarantee that interference will not occur in a particular installation. If this equipment does cause harmful interference to radio or television reception, which can be determined by turning the equipment off and on, the user is encouraged to try to correct the interference by one or more of the following measures:

- Reorient or relocate the receiving antenna.
- Increase the separation between the equipment and receiver.
- Connect the equipment into an outlet on a circuit different from that to which the receiver is connected.
- Consult the dealer or an experienced radio/TV technician for help.

RF exposure information: This equipment complies with FCC radiation exposure limits set forth for an uncontrolled environment. This equipment should be installed and operated with minimum distance 20cm between the radiator & your body.

Changes or modifications not expressly approved by the party responsible for compliance could void the user's authority to operate the equipment.

Safety Precautions

Read these simple guidelines before using your device. Not following them may be dangerous or illegal.

Aircraft

Switch off in aircraft and follow any restrictions. Wireless devices can cause interference in aircraft.

Vehicles

Never use your device while driving. Place it in a safe place. Position your device within easy reach. Be able to access your device without removing your eyes from the road.

Electronic devices

In some circumstances your device may cause interference with other devices.

Potentially explosive environments

Switch off your device when in any area with a potentially explosive atmosphere, and obey all signs and instructions. Sparks in such areas could cause an explosion or fire resulting in bodily injury or even death.

Pacemakers and other medical devices

Pacemaker manufacturers recommend that a minimum separation of 8 inches be maintained between a wireless device and a pacemaker to avoid potential interference with the pacemaker.

Operation of any radio transmitting equipment, including wireless phones may interfere with the functionality of inadequately protected medical devices. Consult a physician or the manufacturer of the medical device to determine if they are adequately shielded from external RF energy or if you have any questions. Switch off your device in health care facilities when any regulations posted in these areas instruct you to do so.

Operating environment

When connecting to other device, read its user guide for detailed safety instructions. Do not connect incompatible products. Do not place your device in the air bag deployment area. Use the device only in its normal operating positions as explained in the product documentation. Always switch off your device when its use is prohibited or when it may cause interference and danger.

RF Exposure Information (SAR)

This device is designed and manufactured not to be exceeded the emission limits for exposure to radio frequency RF energy set by the Federal Communications Commission of the United States. The exposure standard for wireless devices employing a unit of measurement is known as the Specific Absorption Rate (SAR), and the SAR limit set by FCC is 1.6 W/kg. This device is complied with SAR for general population/ uncontrolled exposure limits in ANSI/IEEE C95.1-1992, and has been tested in accordance with the measurement methods and procedures specified in OET Bulletin 65 Supplement C. This device has been tested, and meets the FCC RF exposure guidelines when tested with the device directly contacted to the body.

RF exposure compliance with anybody-worn accessory, which contains metal, was not tested and certified, and use such body-worn accessory should be avoided.

Areas with posted regulations

Switch off your device when any regulations posted in these areas instruct you to do so.

Clarification

We, Jiaxing Lynx Displays Co., Ltd, hereby clarify that this **User Manual** of 24 inch tablet (850-034521,850-035397,850-035398,850-035399,850-035400) is of the **final complete** version.

Jiaxing Lynx Displays Co., Ltd

Date: June 30, 2016