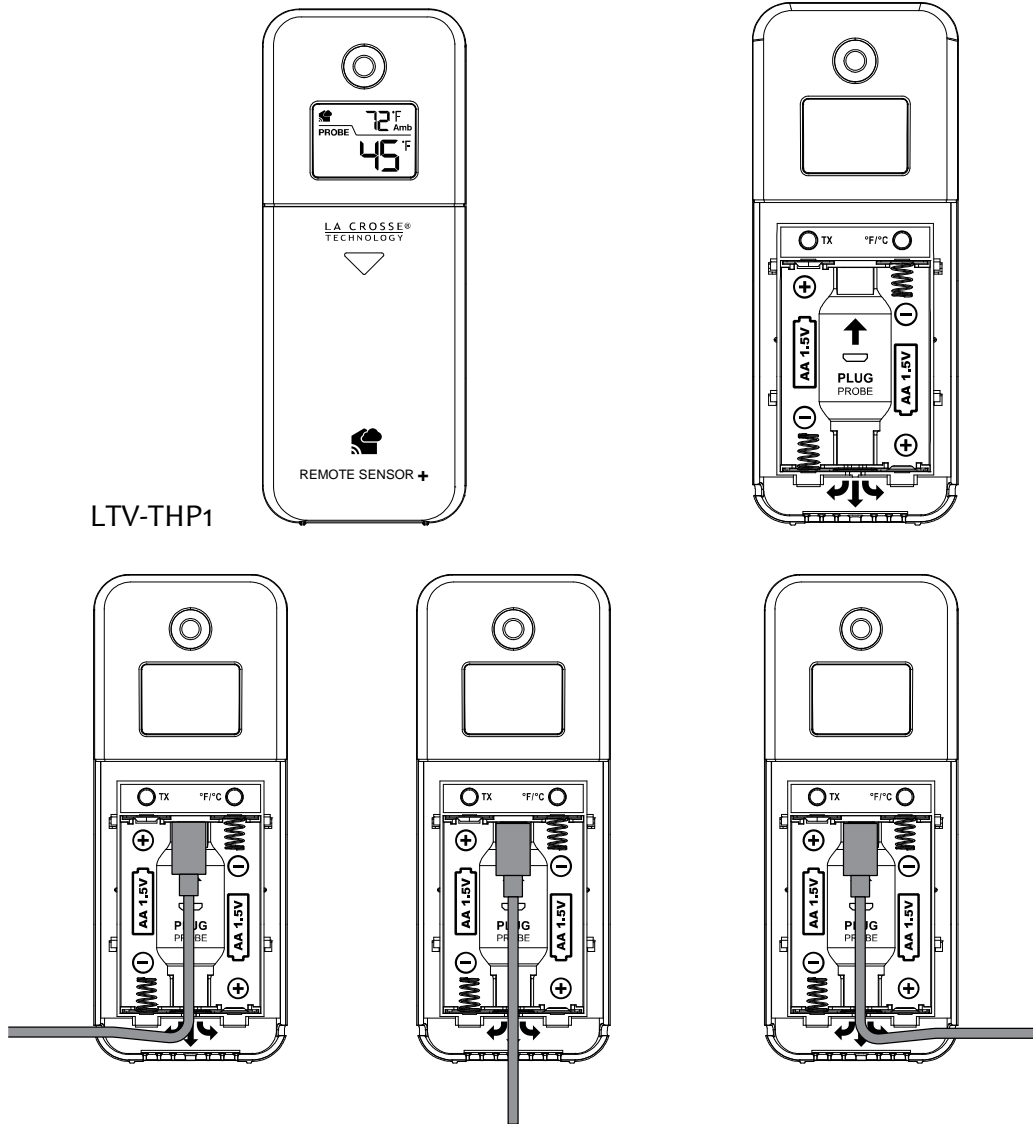
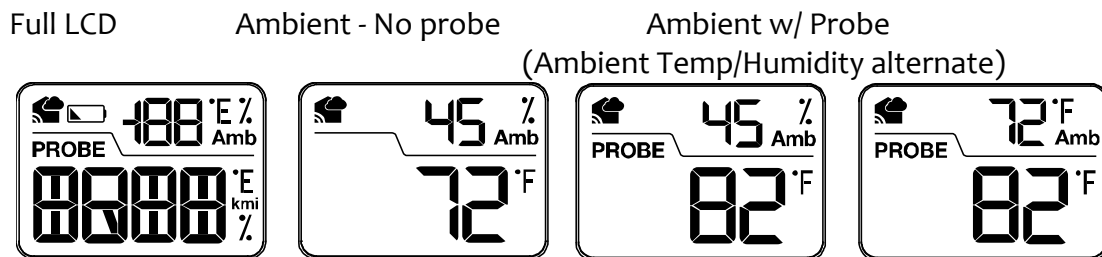


LTV-THP1 Probe Sensor Specifications 031518

LTV-THP1



LCD




Sensor only (no probe): The ambient temperature is on the bottom and ambient humidity is on the top.

With Probe: The word PROBE will show. Probe reading on the bottom, ambient Temp/Humidity alternates on top.


LTV-THP1Probe Sensor Specifications 031518

Note:

- The full LCD has segments for all six types of probes.
- This first sensor will only work with 3 probes: Temperature, Contact, and Wet/Dry.
- The additional segments for future probes will not show.



Features:

- Ambient Temperature/Humidity readings from sensor
- Displayable range -999 to +9999
- Low battery indicator
- TX button for transmission
- F/C selectable with button
- Transmission Indicator 
- Micro USB connection for probe wire (can read up to 3 different types of probes)
- Probe connected indicator
- Probe wire guides on bottom of sensor (center, right or left)
- Sensor able to read a variety of probe styles:
(Temperature probe, Wet/Dry probe, Contact probe (Open/Closed))
- Power: 2 AA batteries
- Probe sensor readings on lower sensor LCD
- Probes will all have 10 foot wires

Specifications

Ambient Sensor temperature:

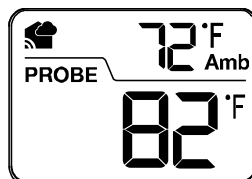
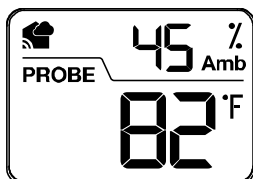
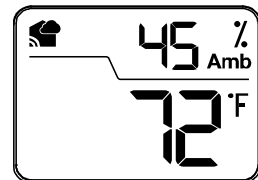
- Operating temperature range = -40 F to 140F (-40C to 60C)
- Resolution = 1 degree F or degree C

Ambient Sensor Humidity:

- Operating humidity range =1% RH to 99%
- Resolution = 1 % RH

1. Temperature Probe:

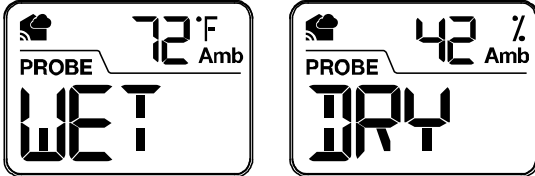
- Operating temperature range = -40 F to 140F (-40C to 60C)
- Resolution = 1 degree F or degree C



LTV-THP1Probe Sensor Specifications 031518

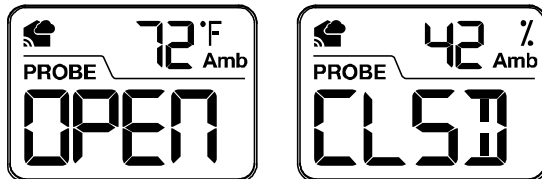
2. Wet / Dry Probe:

- Displays: WET or DRY



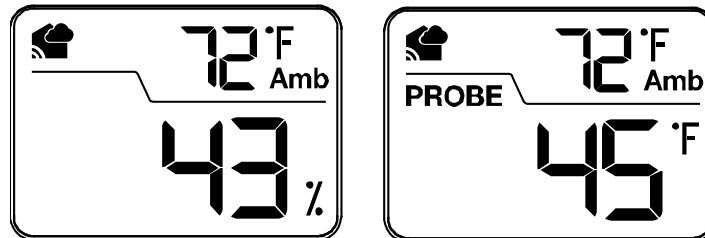
3. Contact Probes:

- Displays: OPEN / CLSD



Probe connected indicator

- When customer insert probe wire into sensor correctly, the word PROBE and probe readings will appear on LCD.
- If probe was not inserted correctly the word PROBE and probes readings will not show on LCD.



Transmission Indicator

- The La Crosse View icon will be solid to indicate the sensor has power.
- The La Crosse View icon will flash twice each time the sensor transmits a signal.

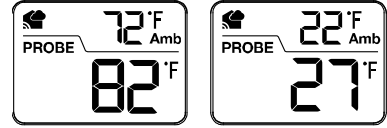


Button Functions

LTV-THP1Probe Sensor Specifications 031518

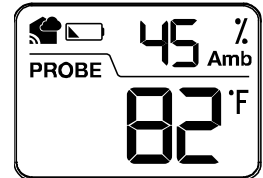
TX Button: Press and release to force a signal transmission. The La Crosse View Icon will flash twice.

F/C Button: Press and release to change from Fahrenheit to Celsius temperature reading on the sensor LCD.



Low Battery Indicator

- Low battery indicator will only show when battery replacement is needed.



Deltas

- Sensors will check the delta at the intervals below and if Delta is not met they will not transmit data until the transmit interval is met.
- If Delta is met, sensor will transmit immediately.

Model	Sensor Type	Reading	Delta	Check Delta	Transmit Interval if delta not met
LTV-THP1	Ambient Temp/Humidity	Temperature	0.25°C +/-	51 seconds	10 minutes
		Humidity	1%RH +/-	51 seconds	10 minutes
1	Temperature Probe	Temperature	0.25°C +/-	51 seconds	10 minutes
2	Water Leak Probe	any change		1 minute after loop	10 minutes
3	Contact Probe	any change		1 minute after loop	10 minutes

LTV-THP1Probe Sensor Specifications 031518

WARRANTY INFO

La Crosse Technology, Ltd. provides a 1-year limited time warranty (from date of purchase) on this product relating to manufacturing defects in materials & workmanship.

La Crosse Technology, Ltd

2830 S. 26th St.

La Crosse, WI 54601

For Full Warranty Details, Visit: www.lacrossetechnology.com/support

CANADA STATEMENT

This device contains licence-exempt transmitter(s)/receiver(s) that comply with Innovation, Science and Economic Development Canada's licence-exempt RSS(s).

Operation is subject to the following two conditions:

- (1) This device may not cause interference.
- (2) This device must accept any interference, including interference that may cause undesired operation of the device.

L'émetteur/récepteur exempt de licence contenu dans le présent appareil est conforme aux CNR d'Innovation, Sciences et Développement économique Canada applicables aux appareils radio exempts de licence. L'exploitation est autorisée aux deux conditions suivantes :

- (1) L'appareil ne doit pas produire de brouillage;
- (2) L'appareil doit accepter tout brouillage radioélectrique subi, même si le brouillage est susceptible d'en compromettre le fonctionnement.

The device meets the exemption from the routine evaluation limits in section 2.5 of RSS 102 and compliance with RSS-102 RF exposure, users can obtain Canadian information on RF exposure and compliance.

Le dispositif rencontre l'exemption des limites courantes d'évaluation dans la section 2.5 de RSS 102 et la conformité à l'exposition de RSS-102 rf, utilisateurs peut obtenir l'information canadienne sur l'exposition et la conformité de rf.

LTV-THP1Probe Sensor Specifications 031518

FCC STATEMENT

This equipment has been tested and found to comply with the limits for a Class B digital device, pursuant to part 15 of the FCC Rules. These limits are designed to provide reasonable protection against harmful interference in a residential installation. This equipment generates, uses and can radiate radio frequency energy and, if not installed and used in accordance with the instructions, may cause harmful interference to radio communications. However, there is no guarantee that interference will not occur in a particular installation. If this equipment does cause harmful interference to radio or television reception, which can be determined by turning the equipment off and on, the user is encouraged to try to correct the interference by one or more of the following measures:

- Reorient or relocate the receiving antenna.
- Connect the equipment into an outlet on a different from that to which the receiver is connected.
- Consult the dealer or an experienced radio/TV technician for help.

This device must not be co-located or operating in conjunction with any other antenna or transmitter.

Operation is subject to the following two conditions:

(1) This device may not cause harmful interference, and (2) This device must accept any interference received, including interference that may cause undesired operation.

CAUTION!

The manufacturer is not responsible for any radio or TV interference caused by unauthorized changes or modifications to this equipment. Such changes or modifications could void the user authority to operate the equipment.

LTV-THP1Probe Sensor Specifications 031518

All rights reserved. This manual may not be reproduced in any form, even in part, or duplicated or processed using electronic, mechanical or chemical process without the written permission of the publisher.

This booklet may contain errors or misprints. The information it contains is regularly checked and corrections are included in subsequent editions. We disclaim any responsibility for any technical error or printing error, or their consequences. All trademarks and patents are recognized.



WARNING: This product can expose you to chemicals including styrene, which is known to the State of California to cause cancer. For more information go to: www.P65Warnings.ca.gov