



Quick Guide

PLUS® IV

FCC/IC: 344.04 - 354.00 MHz
CE: 433.62 - 434.22 MHz

Help: info@pocketwizard.com
wiki.PocketWizard.com

Register: PocketWizard.com/support



An Auto-Sensing Transceiver that operates as a radio transmitter or receiver, as needed, for wireless flash sync or remote camera shutter release.

USA - THE FCC WANTS YOU TO KNOW

WARNING: Changes or modifications to this unit not expressly approved by the party responsible for compliance could void the user's authority to operate the equipment.

NOTE: This equipment has been tested and found to comply with the limits for a Class B digital device, pursuant to Part 15 of the FCC rules. These limits are designed to provide reasonable protection against harmful interference in a residential installation. This equipment generates, uses, and can radiate radio frequency energy, and, if not installed and used in accordance with the instructions, may cause harmful interference to radio communications. Mounting and cable connections detailed in this document represent the intended usage, however, there is no guarantee that interference will not occur in a particular installation. If this equipment does cause harmful interference to radio or television reception, which can be determined by turning the equipment off and on, the user is encouraged to try to correct the interference by one or more of the following measures:

1. Reorient or relocate the receiving antenna.
2. Increase the separation between the equipment and the receiver.
3. Consult the dealer or an experienced radio or television technician for help.

USA / CANADA

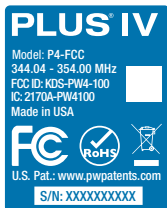
This device complies with Part 15 of the FCC rules and with Industry Canada Licence-exempt RSS Standards. Operation is subject to the following two conditions: (1) This device may not cause harmful interference, and (2) This device must accept any interference received, including interference that may cause undesired operation.

Le présent appareil est conforme aux CNR d'Industrie Canada applicables aux appareils radio exempts de licence. L'exploitation est autorisée aux deux conditions suivantes: (1) l'appareil ne doit pas produire de brouillage, et (2) l'utilisateur de l'appareil doit accepter tout brouillage radioélectrique subi, même si le brouillage est susceptible d'en compromettre le fonctionnement.


Transceiver FCC ID Number: KDS-PW4-100

Transceiver CANADA IC: 2170A-PW4100

PLUS® IV AUTO-SENSING TRANSCEIVER™



FCC/IC:
344.04 - 354.00 MHz (<1mW)



CE:
433.62 - 434.22 MHz (<1mW)



FCC/IC and CE radios are not compatible with each other.

PocketWizard.com/wheretobuy/frequency

PLUS® IV AUTO-SENSING TRANSCEIVER™

Hot Shoe with Sync Contacts (pg. 16)

Backlit LCD

Status LED (pg. 11)

Zone Toggle Buttons (pg. 13)

Mode Select Button (pg. 12)

Test Button (pg. 7)

Channel Select Buttons (pg. 13)

Mounting Foot with Locking Ring/Pin and Sync Contacts (pg. 16)

Mode (pg. 12)

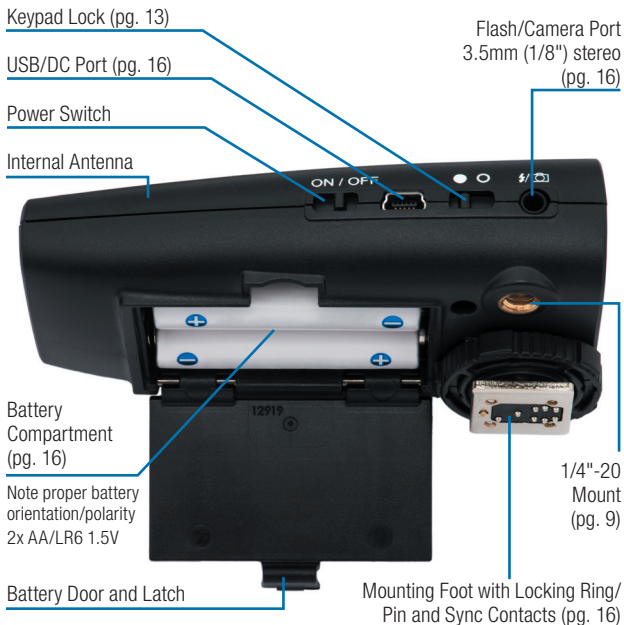
Battery Level (pg. 11)

Half Press/Full Press indicator (pg. 11)

Selected Zones (pg. 13)

Channel Number (pg. 13)

PLUS® IV AUTO-SENSING TRANSCEIVER™



NOTE: You need at least two PocketWizard radios;
one for your camera and one for each remote flash.

Batteries and cables not included. See pages 11 and 16.

OPERATION: TRANSMITTER WITH ON-CAMERA SPEEDLIGHT

- 1 Connect everything securely
- 2 Power everything ON
- 3 Set Channel, Zone and Mode on radio

NOTE:

On-camera speedlight optional.
May be TTL-enabled or full manual.

Remote flashes must be set to manual mode when syncing from a Plus IV on camera. Remote flashes will not perform TTL.



OPERATION: RECEIVER WITH SPEEDLIGHT

4 Connect everything securely

5 Power everything ON
and set speedlight/flash
to manual power

6 Set Channel, Zone and Mode
on radio

7 Take Pictures

NOTE:

Speedlights mounted on remote
Plus IV radios do not perform TTL.
Set a manual power level.

Press TEST to verify operation.



OPERATION: OTHER TRANSMITTER MOUNTING SUGGESTIONS

Non-TTL flash on bracket
or near camera



NOTE:

Compatible TTL flashes will also work with correct TTL off-camera shoe cord in this setup



TTL off-camera shoe cord,
radio on camera



TTL off-camera shoe cord,
radio off camera

OPERATION: OTHER REMOTE MOUNTING SUGGESTIONS



Light stand



Umbrella adapter



Spring clamp



Super clamp

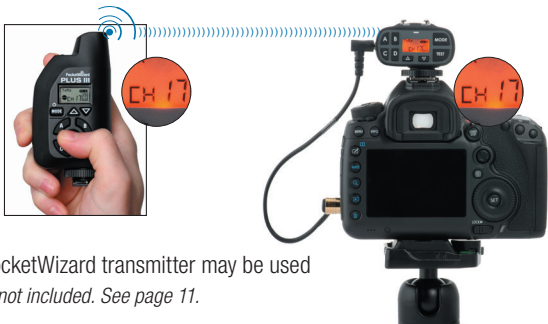
NOTE:
PocketWizard Plus III
recommended for
remote studio flash

*Cables and mounting hardware not included.
Visit your local dealer for PocketWizard accessories.*

OPERATION: REMOTE SHUTTER RELEASE & AUTO-RELAY

Remote Shutter Release

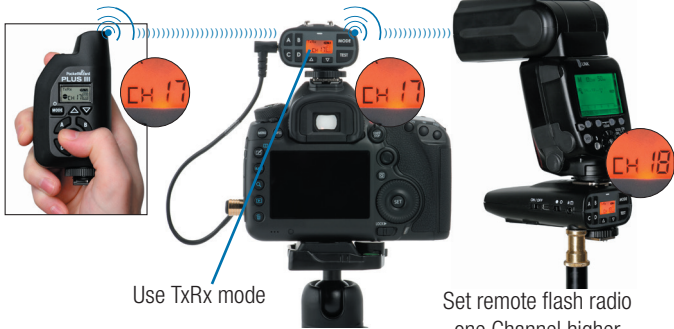
Take a picture with a remote camera



Any PocketWizard transmitter may be used
Cables not included. See page 11.

Auto-Relay

Take a picture with a remote camera and a remote flash
(on-camera flash optional)



Use TxRx mode

Set remote flash radio
one Channel higher

Remote camera and flash sync cables not included.



Find the correct cables for your remote camera or flash:

pocketwizard.com/support/cable_finder



Factory Reset

Hold TEST as you power on the radio to reset it to factory defaults: Channel 17 with all Zones enabled, TxRx Mode.

Status LED

Illuminates **AMBER** (half) / **RED** (full) with sync contact or TEST press, and shows remaining battery level with colors and a blinking pattern.



Color and number of blinks indicate battery life remaining



Half/Full Press Indicator

Indicates half and full press operation for remote camera shutter. Requires Channels 17 and higher. Works with a Plus III or a Plus IV using -ACC/ stereo remote camera cables.



MODES

Press MODE to toggle through available modes



TxRx – Auto-Sensing Transceiver. Selects Transmit or Receive automatically. Default Mode. Use for Auto-Relay (pg. 10).



Tx Only – Transmit Only. Disables receive mode.



Rx Only – Receive Only. Disables transmit and Auto-Relay modes.



HSR – High Speed Receive / FAST MODE. Use with remote speedlights for fastest FPS (Frames Per Second). While set to HSR on Channel 17 or higher, disable all Zones to activate FAST MODE which may improve X-sync operation with some studio flashes.



LR – Long Range (Auto-Sensing Transceiver). Doubles range, but may affect maximum flash sync shutter speed. Ideal for remote camera shutter release. Must be enabled on every radio. Compatible with Plus III and MultiMAX.



RP – Repeater. Retransmits on the selected Channel for increased operating range but may affect maximum flash sync shutter speed. Place RP radio between transmitter and receiver. Multiple RP radios may be used, but make sure each repeating radio and receiver can only receive the signal from one other radio otherwise a repeating loop may occur. Not for use with LR mode.

Radios set to the same Channel and Zones work together. You may have as many radios on the same Channel and Zone as you'd like.

32 Standard Channels

32 Choose Channels that other
Channels photographers are not using.
Default is Channel 17.



Channels 1-16 = Compatible with all PocketWizard radios.

Channels 17-32 = Enables Zones and are compatible with most PocketWizard radios such as the Plus IV, Plus III and others.

Quad-Zone Triggering




4 Zones, ABCD, are toggled on and off using the Zone buttons. Use Zones for selecting which remote radios will be used for your picture.

NOTE: All PocketWizard radios are compatible for select functionality using Standard Channels. Some PocketWizard radios, like the MiniTT1 or FlexTT5 operate on both Standard Channels and ControlTL Channels. ControlTL Channels are required for remote TTL and Power Control. The Plus IV works on Standard Channels only and does not perform remote TTL or Power Control. The Plus IV allows for on-camera TTL, but remote speedlights must be set manually.

Keypad Lock

Set to filled-in circle (away from sync port) to lock settings and disable all keypad buttons except TEST.
Set to open circle (toward LCD) for normal operation.




MAXIMIZE RANGE



Avoid mounting near the ground or behind large metal, concrete, trees, groups of people, or hills. Maintain line of sight when possible.

Recommended minimum radio height:
1.5 m (5')



*Add a PocketWizard MMX cable to optimize radio and flash performance independently.

Move radio away from “dead spots.” Often relocating only a few inches or centimeters away is required. Having range issues? Try mounting the radio up high for maximum RF performance. Always mount with safety in mind!



Information subject to change. Visit wiki.PocketWizard.com for more details and the latest information.

Help: wiki.PocketWizard.com
PocketWizard.com/support
info@pocketwizard.com



Warranty / Registration

This PocketWizard® product is covered by a two-year limited manufacturer's warranty. For details, or to register your radio, use the links below or contact your distributor via PocketWizard.com.

PocketWizard / LPA Design

Attn: Warranty
21 Gregory Drive
Suite 140
South Burlington, VT 05403, USA
warranty@lpadesign.com




Registration: PocketWizard.com/warranty

Patent Information: www.pwpatents.com

© 2016 LPA Design. All rights reserved. Product features and specifications are subject to change without notice. PocketWizard, ControlTL, MiniTT1, FlexTT5, HyperSync, Plus and MultiMAX are either trademarks or registered trademarks of LPA Design. All other trademarks contained herein are the property of their respective owners.

SPECIFICATIONS

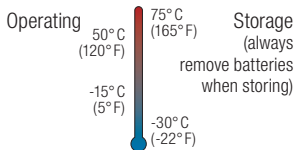
Hot Shoe/Metal Foot: ISO compatible, on-camera TTL pass-through for pin/ electrically compatible equipment including most Canon, Nikon, Fuji, Panasonic, and Olympus speedlights and cameras (and some compatible third party equipment). Sony Multi-Interface cameras and speedlights pin compatible for simple manual flash sync only (no on-camera TTL with Sony equipment).

 **WARNING:** Panasonic battery-less speedlights will damage your Plus IV.

Frequency: FCC 344.04 – 354.00 MHz; CE: 433.62 – 434.22 MHz (< 1 mW)

Batteries/Power: 2x AA/LR6, Alkaline recommended, see page 5 for orientation/polarity. External USB Mini-B @ 5 volts, <100mA, also used for firmware upgrades.

Approximately 50 hours life with alkaline batteries. Rechargeable and other chemistries may be used, but battery life and battery level reporting may vary.



Dimensions: Length = 10.7 cm (4.2")
Width = 5.3 cm (2.1")
Height = 3.0 cm (1.2")

Weight: 30 grams (4.7 ounces)
with alkaline batteries installed

Sync port: 3.5mm (1/8") stereo miniphone jack, compatible with stereo or mono PocketWizard PC, flash sync and remote camera cables.

Maximum Sync Voltage: 300 volts – a speedlight on a Plus IV on a camera passes the speedlight's voltage directly to the camera. Verify third party speedlights operate within camera specifications.

X-Sync: Up to 1/250 (radio delay=1/1200s), 14.5 FPS (on-camera TTL operation reduces maximum FPS (Frames Per Second))



12768 v1.0

**PocketWizard**[®]
MAKE IT POSSIBLE™