

Manual of Bluetooth Kitten Speaker

model: BC1



The best speaker partner for mobile phone, IPAD, notebook and computer.

operation

●Key functions of the touch panel and buttons



ON/OFF Power Switch



play/pause



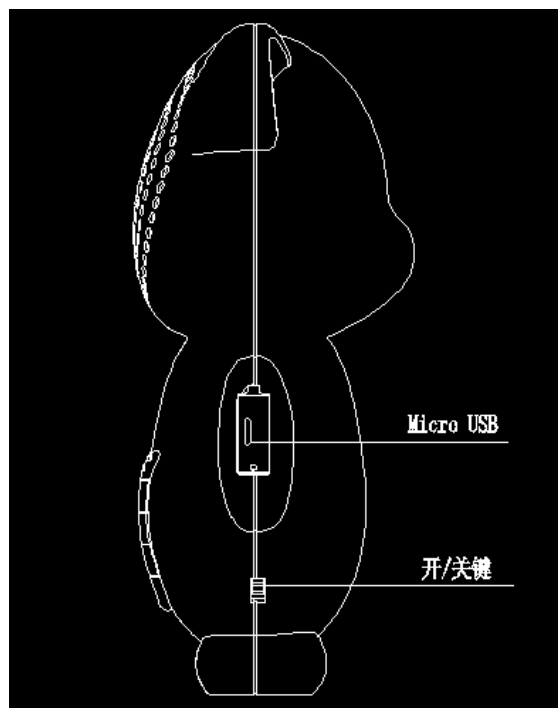

long press for 3 seconds to volume +/short press to exit music




long press 3 seconds to volume-/short press to PREV



MICRO USB charge couple **The USB port only use for charging, Not tranfer data via PC)**





●charging for the speaker

NO.1 Connected to the computer USB charging.

NO.2 Use the standard USB interface of mobile phone charger

NO.3 While charging, the red light is on, and it would be off when charging is completed.

●Turn on the speaker

Push the switch to ON to turn on the power, the blue light is on, then flashing with prompt tone, means turning on is successful.

●Turn off the speaker

Push the switch to OFF to turn off the power, then the indicator light is off, means turning off is completed.

● Bluetooth Wireless broadcast of the speaker (Internal battery power supply or the external power supply)

NO.1 After turning on the power, the blue light is on, then flashing with prompt tone of enter Bluetooth, indicates that the Bluetooth speaker could be found in the wireless state, then you could use mobile or IPAD to search it, find the bluetooth named BC1 to pair, the bluetooth indicator light flashes 2 times continuously with the prompt tone of pairing is successful after connection.

NO.2 Automatic connection of bluetooth speaker

After the successful connection between the Mobile or other devices and the speaker and automatic connection allowed, they would connect automatically next time if the connection has not been relieved, after that you could press the





to play music.

NO.3 Relieve the bluetooth speaker matching

In bluetooth mode,the speaker and the mobile or IPAD are matching or in use,you could relieve the matching on the mobile or IPAD.

NO.4 Disconnect bluetooth speaker service connection

In bluetooth mode,the speaker and the mobile or IPAD are matching or in use,you could disconnect the bluetooth connection on the mobile or IPAD.

NO.5 When paying bluetooth music,a light touch  to suspend, lightly touch  again to resume playing.

Note: Some media player of mobile or IPAD might not support it.

NO.6 Volume of the bluetooth speaker

When paying bluetooth music, long press +, the volume would be increased.There would be Ding-dong sound prompt when the the volume is max.long press -, the volume would be decreased, and it would be silent when the volume is minimum.

Musical selection

Press + button to next song.

Press - button to PREV

Note: Some media player of mobile or IPAD might not support it.

Specification

model: BC1

input interface: USB MICRO 5PIN

voltage: DC2.8V-4.2V

output power: 3W DC5V

working current: $\leq 45\text{mA}$

standby current: $< 500\mu\text{A}$

audio performance : SBC decode

dB : $\geq 75\text{dB}$

charging time: about 2-3 hours

play time: about 4hours (50% volume)

Built-in battery: polymer lithium battery/150mAh

Bluetooth Core : V2.1+EDR

Bluetooth model: F-6188 V4.0

Support bluetooth protocol: HFPV1.5,A2DPV1.2,AVRCPV1.4,HSP1.2,GAVDP1.2,IOP

working range: <10 Meters

transmission power: Class2, 4dbm

sensitivity: -80dBm<0.1%BER

frequency domain: 2.4GHz~2.480GHz

temperature range: -40° C to +85° C

boundary dimension: 115mmx65mmx49.10mm

net weight: 60.9g

Packing and Accessories

Bluetooth speaker: 1set

connecting line: 1 USB line

Remark

Please read this manual and check the product accessories before use.

Do not remove or squeeze the product personally to void damaging.It can not be beside or use near by the high temperature heat source such as fire, heater etc.Never put this product into water or other liquid, when not in use for a

long time, should be placed in a cool and dry environment, suggested that charge once every other month.

Note: Product specification change due to technical improvements without prior notice.

FCC Statement:

This equipment has been tested and found to comply with the limits for a Class B digital device, pursuant to part 15 of the FCC Rules. These limits are designed to provide reasonable protection against harmful interference in a residential installation. This equipment generates, uses and can radiate radio frequency energy and, if not installed and used in accordance with the instructions, may cause harmful interference to radio communications.

However, there is no guarantee that interference will not occur in a particular installation. If this equipment does cause harmful interference to radio or television reception, which can be determined by turning the equipment off and on, the user is encouraged to try to correct the interference by one or more of the following measures:

- Reorient or relocate the receiving antenna.
- Increase the separation between the equipment and receiver.
- Connect the equipment to an outlet on a circuit different from that to which the receiver is connected.

This device complies with part 15 of the FCC rules. Operation is subject to the following two conditions: (1) This device may not cause harmful interference, and (2) this device must accept any interference received, including interference that may cause undesired operation.

Note: Modifications to this product will void the user's authority to operate this equipment.