


|   |  |  |                         |                    |
|---|--|--|-------------------------|--------------------|
| <b>LEAP FROG</b><br>Creative Services               |  | item no: <b>20250</b>                            | dash code: <b>99903</b> | CS no: <b>1254</b> |
|   |  | file name: <b>20250_CASHREG_REVB_PGr1_031903</b> |                         |                    |
| art#: <b>810-02959-B</b>                            | ink: <b>4 color process</b>  |  |                         |                    |
| part#: <b>600-01858-B</b>                           | CMYK   |  |                         |                    |
| flat art size: <b>16.25</b> "w x <b>6.25</b> "h     | fonts: Futura Condensed Bold, Futura Condensed Light, Gills Sans, Helvetica, Helvetica Rounded |  |                         |                    |
| finished- <b>4</b> " width                          | scale: Created at: 100%  |  |                         |                    |
| folded size: <b>6</b> " height                      | Output at: 100%  |  |                         |                    |
| <b>n/a</b> " depth                                  |  |  |                         |                    |
| bleed: <b>.125</b> " all around                     | date: 03-19-03   |  | <b>round</b>            |                    |
| (if applicable) live: <b>n/a</b> "w x <b>n/a</b> "h | artist: jb   |  | <b>1</b>                |                    |
| trim: <b>16</b> "w x <b>6</b> "h                    |  |  |                         |                    |

Production Notes: xxxx

**PRODUCTION NOTE:**

CHANGE ARC to appropriate line segment color. Only use process colors. Delete unused colors.

Parent Guides print 4 color process CMYK, no spot colors.



C=100, M= 47, Y= 0, K= 0

Preschool (PMS 2935)

TRIM: M =100, SPOT

(DO NOT PRINT)

FOLD: Y =100 + M = 50, SPOT

(DO NOT PRINT)

Perforation: C =100, SPOT

(DO NOT PRINT)

LIVE area: M =100 + Y =100, SPOT

(DO NOT PRINT)

## More fun learning toys from LeapFrog!

### Preschool



Imagination Desk™  
Learning Activity Center  
3+ years



Leap's Phonics™ Library  
3+ years



Phonics Writing Desk™  
4+ years



Learning Screen™ Karaoke  
4+ years

## Inspiring a Lifelong Love of Learning

### Language Development

- ✓ Children are introduced to coin names, money terms, number names and the connection between numbers and quantities.

### Reasoning Skills

- ✓ Basic number skills are important building blocks for more complex mathematical concepts.

### Exploration and Creativity

- ✓ Children are encouraged to explore numbers, quantities and counting as they engage in shopping role-play.
- ✓ Cash Register and shopping role-play encourage imaginative and creative play.

### Cognitive Development

- ✓ Following simple directions helps children develop cognitive skills.
- ✓ Games help develop memory and reasoning skills, and encourage learning play.

Dear Parent,

We at LeapFrog know that you are your child's most important teacher. Our goal is to help you build an environment for your child that is rich in experiences—one that encourages discovery and fosters learning success.

As children grow, they are ready for more complex challenges. For preschoolers, we have a line of products that develop basic fundamentals to help prepare children to enter the classroom. Cheerful characters and delightful songs enhance the play experience while teaching the alphabet, phonics, vocabulary, colors, numbers and counting.

LeapFrog® learning toys are designed to grow alongside your child through each stage of development. All are made with the same playful spirit that promotes a lifelong love of learning. For additional information on how to make learning fun and effective, visit our Web site [www.leapfrog.com](http://www.leapfrog.com), where you'll find tips from parents and educators. We hope you'll join us there.

Sincerely,

*Mike Wood*

Mike Wood  
President  
LeapFrog Enterprises, Inc.

## Parent Guide & Instructions

This guide contains important information.  
Please keep it for future reference.



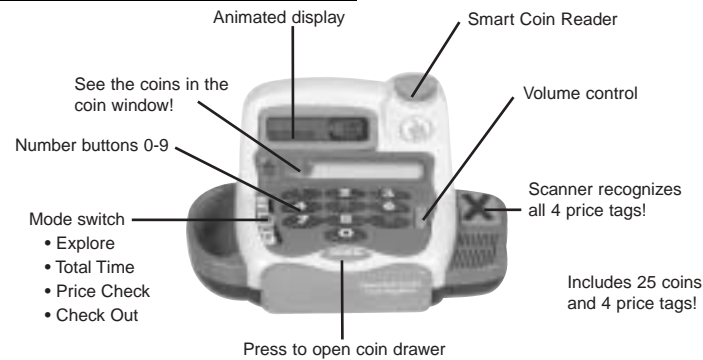
Teaches money and math concepts from coin recognition to simple addition!



**Pretend & Learn™**  
**Cash Register**

[www.leapfrog.com](http://www.leapfrog.com)

## INSTRUCTIONS FOR PLAY



### Getting Started:

#### On / Off / Activity Switch

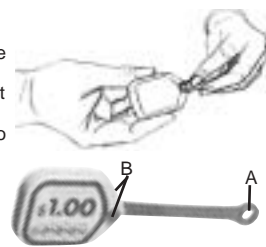
- Slide the mode switch to select one of the 4 activity modes. See below for descriptions of each activity.
- After 30 seconds of inactivity, the unit will automatically go to sleep. Press any button to resume play. Conserve battery life by sliding the mode switch to the OFF position when not playing.

#### Volume Control

- Use the **- +** buttons to raise or lower the volume.

#### Using The Scanner & Price Tags

- Included are four price tags that are recognized by the cash register scanner. Three of these price tags are pre-printed with prices. The "Sale" price tag will assign a random price during the different games.
- Use the straps on the price tags to attach them to a variety of household play items. Loop the strap around an item, and slide the ring (A) over either post (B) as shown.



### Four Fun Learning Modes:

#### EXPLORE Mode – Learn numbers, coin names and values.

- Touch a number key to hear the number name, plus counting or a funny phrase about that number.
- Scan a price tag to hear its value, followed by a coin combination that equals that amount. For example, "That costs a dollar. That's the same as 4 quarters!" The combination will match the coin combination shown on the display and price tag.

- Deposit a coin to hear the name of the coin, plus its cent value, or a fun rhyme about the coin.
- Press the OPEN button to hear a fun song!

#### TOTAL TIME Mode – See how much you can add!

- The cash register keeps a running total as you scan tags, insert coins and touch numbers on the keypad. It totals up to 5 actions, then resets and starts again.
- Press the OPEN button at any time to total your purchases!

#### PRICE CHECK Mode – Play a find-the-numbers game!

- The cash register selects a food item to price check, then asks you to find the numbers that make that price!
- Hints are provided if you find an incorrect number.

#### CHECK OUT Mode – Play a fun shopping game!

- Scan a price tag to hear its value, and a coin combination that equals that amount.
- The cash register will ask you to insert the correct combination of coins to purchase the item. This coin combination is printed on the price tags and shown on the display.
- When all correct coins are inserted, a fun musical reward is given. Play again by scanning another tag!

#### Product Compatibility:

- The scanner on the cash register will also recognize all of the food items included with the PRETEND & LEARN Shopping Cart and PRETEND & LEARN Birthday Party Pack (both items sold separately).
- The price tags included with the PRETEND & LEARN Cash Register will also be recognized by the scanner on the PRETEND & LEARN Shopping Cart.

#### Care and Maintenance:

- Product designed for use with supplied coins only and use of any other object could result in product malfunction. LeapFrog is not responsible for product malfunction due to use of objects in cash register other than supplied coins.
- Keep product away from foods and beverages.
- Clean with a slightly damp cloth (cold water) and mild soap.
- Never submerge the product in water.
- Remove batteries during prolonged storage.
- Avoid exposing product to extreme temperatures.

#### Battery Information:

Batteries included are for in-store demonstration, and should be replaced to improve performance.

#### Battery Safety:

Batteries are small objects. Replacement of batteries must be done by adults. Follow the polarity (+/-) diagram in the battery compartment. Promptly remove dead batteries from the toy. Dispose of used batteries properly. Only batteries of the same or equivalent type as recommended are to be used. DO NOT incinerate used batteries. DO NOT dispose of batteries in fire, as batteries may explode or leak. DO NOT mix old and new batteries or types of batteries (i.e. alkaline/standard). DO NOT use rechargeable batteries. DO NOT recharge non-rechargeable batteries. DO NOT short-circuit the supply terminals.

| TROUBLESHOOTING  |  |
|--|--|
| Symptom:   | Try This:  |
| Toy does not turn on or does not respond                   | <ul style="list-style-type: none"> <li>Make sure batteries are correctly installed</li> <li>Make sure battery cover is securely attached</li> <li>Remove batteries and put them back in</li> <li>Clean battery contacts with rubbing alcohol</li> <li>Install new batteries</li> </ul> |
| Toy makes strange sounds or behaves erratically            | <ul style="list-style-type: none"> <li>Install new batteries</li> <li>Clean battery contacts with rubbing alcohol</li> </ul>   |
| Toy makes improper responses                               | <ul style="list-style-type: none"> <li>Install new batteries</li> <li>Clean battery contacts with rubbing alcohol</li> </ul>   |
| Coins or foreign objects are stuck in the coin return ramp | <ul style="list-style-type: none"> <li>Using a screwdriver, access the compartment on the right-hand side of the unit. Using a pencil, push the obstruction out through the coin tray.</li> </ul>  |

#### Battery Installation:

- Requires 3 AA (called LR6 in some countries) alkaline batteries.
- Open the battery door with a screwdriver.
- Install new batteries as shown in the polarity diagram (+/-) inside the battery compartment.
- Replace battery door securely.

#### U.S. Consumer Service Contact:

Please visit our U.S./Canada Consumer Support Web site at <http://www.leapfrog.com/support>, 24 hours a day. You can search for frequently asked questions, or submit a question to our support staff via e-mail.

#### U.S./Canada Office:

Telephone: (800) 701-LEAP (5327)  
Hours: Monday through Friday, 5:00 AM to 7:00 PM and Saturday 7:00 AM to 4:00 PM, Pacific time.

#### U.K. Consumer Service Contact:

Please visit our U.K. Consumer Support Web site at <http://leapfroguk.custhelp.com>, 24 hours a day. You can search for frequently asked questions, or submit a question to our support staff via e-mail.

#### U.K. Office:

Tel: 0800 169 5435  
Eire: 00 44 1702 200244  
Hours: Monday through Friday, 9:00 AM to 5:00 PM.

**IMPORTANT: Please notify the LeapFrog Consumer Service department of any difficulties before returning this product for any reason. Returns must have a Return Authorization number (RA#) in order to be processed. If the service representative is unable to solve the problem, you will be given instructions on how to replace the product.**

**WARNING:** Changes or modifications to this unit not expressly approved by the party responsible for compliance could void the user's authority to operate the equipment.

**Note:** This device complies with Part 15 of the FCC rules.

Operation is subject to the following two conditions:

- This device may not cause harmful interference, and
- This device must accept any interference received, including interference that may cause undesired operation.

This equipment has been tested and found to comply with the limits for a Class B digital device pursuant to Part 15 of the FCC rules. These limits are designed to provide reasonable protection against harmful interference to radio communications. Because this toy generates, uses, and can radiate radio frequency energy, there can be no guarantee that interference will not occur. If this toy does cause interference to radio or television reception (you can check this by turning the toy off and on while listening for the interference), one or more of the following measures may be useful:

- Reorient or relocate the receiving antenna
- Increase the separation between the toy and the radio or the TV
- Consult the dealer or an experienced TV-radio technician for help

#### Warranty Information

This LeapFrog product is warranted only to the original purchaser for a period of 3 months from the original purchase date, under normal use and service, against defective workmanship and material. This warranty is void if the product has been damaged by accident or unreasonable use, immersion in water, neglect, abuse, battery leakage or improper installation, improper service, or other causes not arising out of defects in workmanship or materials. Repair or replacement as provided under this warranty is the exclusive remedy of the purchaser. LeapFrog shall not be liable for any incidental or consequential damages for breach of any express warranty on this product. Any implied warranty of merchantability or fitness for a particular purpose on this product is limited to the duration of this warranty. Some states do not allow the exclusion or limitation of incidental or consequential damages, or limitation on how long an implied warranty lasts, so the above limitations or exclusions may not apply to you. This warranty gives you specific legal rights and you may also have other rights, which vary from state to state.

During the warranty period, your product will either be repaired or replaced at LeapFrog's option, when returned, shipping prepaid and with proof of purchase date as instructed by a LeapFrog service representative. In the event that your product is replaced, the replacement will be covered under the original warranty or for 30 days, whichever is longer.

**Canada:** In addition to the above-referenced warranty, the hardware component shall be free from defects in material and workmanship for 12 months. The above express warranty and any applicable implied warranties are limited in duration to the warranty periods described above. Some provinces do not allow limitations on how long an implied warranty lasts, or the exclusion of incidental or consequential damages, so the above limitations do not apply to you. You may also have other rights, which vary from province to province.

**U.K.:** In addition to the above-referenced warranty, this LeapFrog product shall be free from defects in material and workmanship for 12 months where the 3-month warranty period is not valid. The above express warranty and any applicable implied warranties are limited in duration to the warranty periods described above. Some provinces do not allow limitations on how long an implied warranty lasts, or the exclusion of incidental or consequential damages, so the above limitations do not apply to you. You may also have other rights under U.K. law, which this warranty does not limit.

LEAPFROG, the LeapFrog logo IMAGINATION DESK, LEAP'S PHONICS, PHONICS WRITING DESK, LEARNING SCREEN and PRETEND & LEARN are registered trademarks or trademarks of LeapFrog Enterprises, Inc. © 2003 LeapFrog Enterprises, Inc. All rights reserved.

#### MADE IN CHINA

Visit our fun-filled Web site at: [www.leapfrog.com](http://www.leapfrog.com)

For ages 3 years and up

Part No.600-01858-B