

Twist™ Flexible Digital Microscope



X10~X200 1.3 MP Digital Microscope
Please Read All Instructions Carefully Before Using

WARNING:
CHOKING HAZARD - Small parts.
Not for children under 3 years.

FCC compliance

NOTE:

THE MANUFACTURER IS NOT RESPONSIBLE FOR ANY RADIO OR TV INTERFERENCE CAUSED BY UNAUTHORIZED MODIFICATIONS TO THIS EQUIPMENT. SUCH MODIFICATIONS COULD VOID THE USER'S AUTHORITY TO OPERATE THE EQUIPMENT

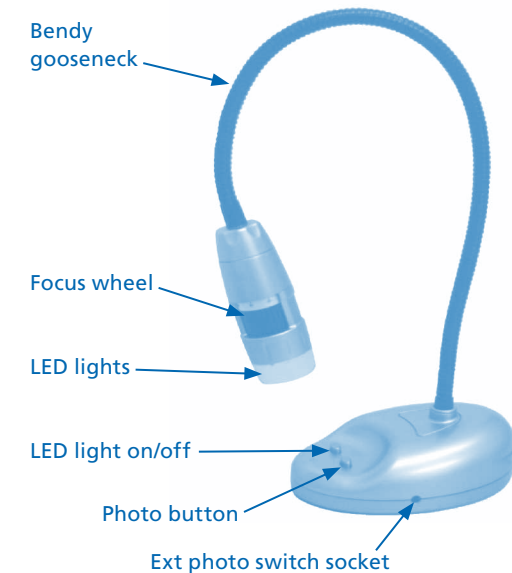
NOTE: This equipment has been tested and found to comply with the limits for a Class B digital device, pursuant to Part 15 of the FCC Rules. These limits are designed to provide reasonable protection against harmful interference in a residential installation. This equipment generates, uses and can radiate radio frequency energy and, if not installed and used in accordance with the instructions, may cause harmful

interference to radio communications. However, there is no guarantee that interference will not occur in a particular installation.

If this equipment does cause harmful interference to radio or television reception, which can be determined by turning the equipment off and on, the user is encouraged to try to correct the interference by one or more of the following measures:

- Reorient or relocate the receiving antenna
- Increase the separation between the equipment and receiver
- Connect the equipment into an outlet on a circuit different from that to which the receiver is connected
- Consult the dealer or an experienced radio/TV technician for help

Know Your Twist™




Twist™ Controls

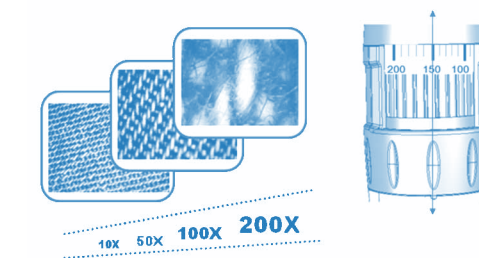
There are two buttons on the base of the Twist™:

- Press the snapshot button to take a new picture
- Press the Light button to turn on the LEDs

In addition to the camera button, Twist™ has a 3.5 mm mono jack socket so that external switches can be used to take pictures.



To adjust the focus, rotate the adjustment wheel slowly until the image on the screen is clearly displayed.



Marking on label shows reference figure for measurement (for user with "Flexi-measure" software only).

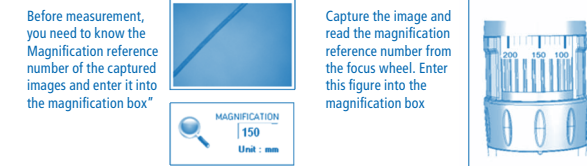
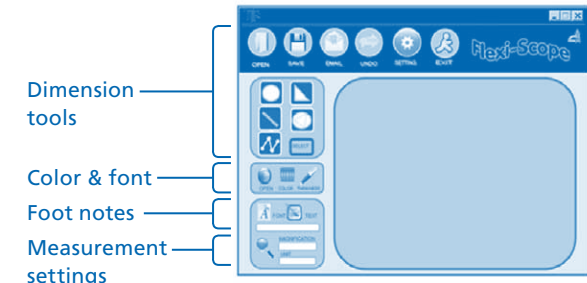
Using the Twist™/Flexi-Scope™ software



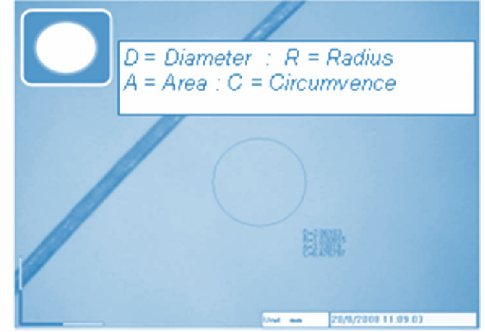
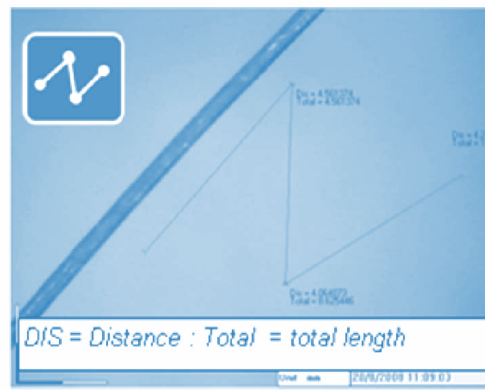


To start the program, go to "Start" ► "Twist™"/"Flexi-Scope™"

- Click this icon to take a picture. Pictures taken will be stored in the Folder "CMyPic130" by default
- Video settings
- Start video recording and choose the Video settings. Videos will be stored in CMyVideo130 by default
- Allows the user to take pictures and video automatically at set intervals
- Click this icon to launch the "Flexi-Measure" application
- Click this icon to Exit the program

Using the Flexi-Measure software





You can draw a circle by moving the cursor to 3 points

Settings



All captured images are saved in "C:\MyPic130" by default. Opening a captured image will display the image on the screen for measurement.



Click "Save" to save images to any desired location.



To email an image instantly, Click "email." This will load your default email program (applicable for Microsoft Outlook only).



Click this icon if you want to "undo" your previous action.



Click this icon to choose the color of the line or circle you want to show on screen.



You can add footnotes on photo. Click this icon and move cursor to the place where you want to add text; then input your text in the blank text box.



Click this icon to choose the font size.



Click this icon to choose the footnote font size & color



Click on this icon to enter the magnification reference (this must be done before making measurements)

Technical specification

Image Sensor	1.3 Megapixels Color Sensor
Resolution	1.3 M pixel (1280 x 960)
Frame rate	30 fps
Magnification	10X–200X
LED lamp	6 LED light for illumination
Lens	High-precision glass lens with filter
OS Support	Windows XP / Vista
Interface	High-speed USB 2.0

Troubleshooting

Twist™ is designed to work reliably and predictably in all normal conditions. However, it is possible that problems may occur. Please check the following before contacting technical support:

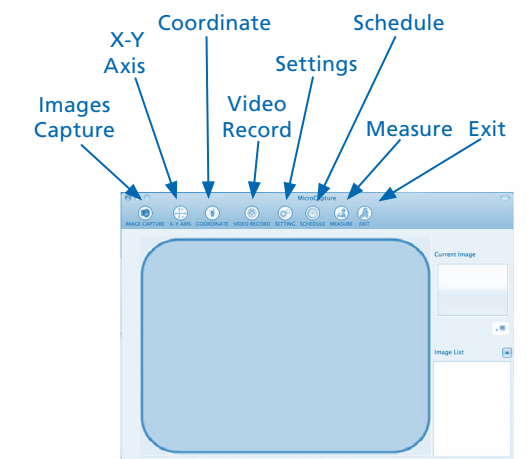
Problem	Image is too dark
Solution	Turn on LED lamp for extra illumination
Problem	Image is not in focus
Solution	Slowly rotate the focus wheel until the displayed image is in focus
Problem	Magnification is too low
Solution	Move the Twist™ nearer to the object and refocus. The nearer the Twist™ is to the object, the higher the magnification will be

Using your TWIST™ with Mac.

In addition to using the Twist™ with your PC, the Twist™ is also compatible with Mac (OS 10.6 and above).

Here's how to get started:

1. Insert the included CD into your Mac.
2. Drag the TWIST™ MAC software to your desktop.
3. To launch the software, click on both "MICROMEASURE" and "MICROCAPTURE".



Support & Warranty

This product is provided with a one-year warranty for problems found during normal usage. Mistreating the Twist™ or opening the unit will invalidate this warranty. Any data stored on the unit and any consequential loss is not covered by this warranty. The battery is not user replaceable.

All out-of-warranty repairs will be subject to a replacement fee.

Please visit www.LearningResources.com for the latest product information and technical support.



© Learning Resources, Inc., Vernon Hills, IL (U.S.A.)
Please retain our address for future reference.
Made in China. LRM4411-GUD
Fabriqué en Chine. Informations à conserver.
Made in China. Bitte bewahren Sie unsere
Adresse für spätere
Nachfragen auf.
Hecho en China. Conservar estos datos.

This device complies with Part 15 of the FCC Rules. Operation is subject to the following two conditions: (1) This device may not cause harmful interference, and (2) This device must accept any interference received, including interference that may cause undesired operation.

Warning: Changes or modifications to this unit not expressly approved by the party responsible for compliance could void the user's authority to operate the equipment.



Your opinion matters! Visit
www.LearningResources.com
to write a product review or to
find a store near you.

RISQUE D'ÉTOUFFEMENT. Petites pièces.
Interdit aux enfants en dessous de 3 ans.
ERSTICKUNGSGEFAHR. Kleine Teile.
Nicht geeignet für Kinder unter 3 Jahren.
PELIGRO DE ASFIXIA. Piezas pequeñas.
No se recomienda para menores de 3 años.