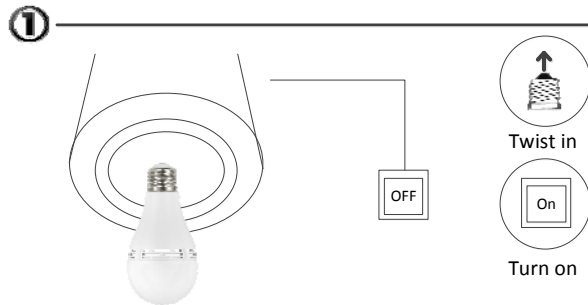


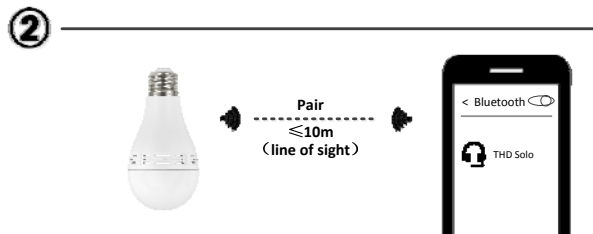
User Guide

This is a smart bulb that combines the energy efficiency of a LED light with the high-quality Bluetooth speaker to provide you a premier home entertainment experience that you can easily control.

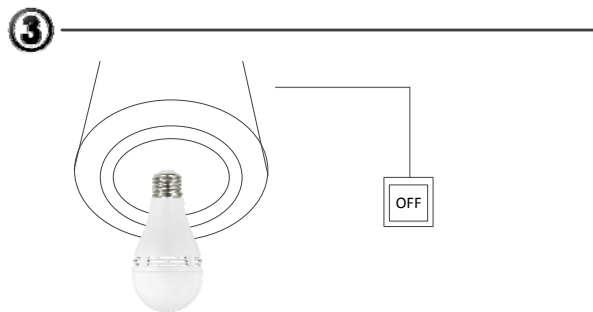
Simply twist the smart bulb into any standard light socket, and play music from almost any Bluetooth enabled device, including your iPhone and iPad. Experience the high-quality sound combined with warm lighting, without the fuss of speaker wires or power cords. The smart bulb disappears into the lighting fixtures you already own, so you can enjoy your favorite music and mood lighting, all while accessing an existing power source.



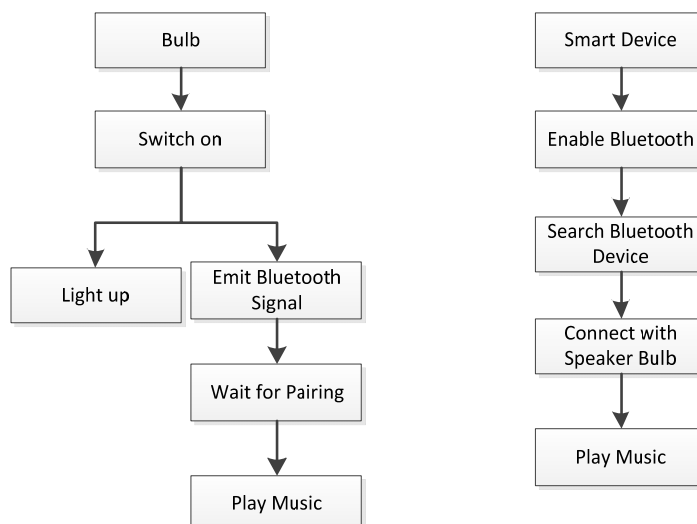
Twist in the bulb, and turn it on
Light up and emit Bluetooth signal



Pair the bulb with your mobile device via Bluetooth
Play your favourite music



Switch off to turn the light and music off



FCC Statement

1. This device complies with Part 15 of the FCC Rules. Operation is subject to the following two conditions:

- (1) This device may not cause harmful interference.
- (2) This device must accept any interference received, including interference that may cause undesired operation.

2. Changes or modifications not expressly approved by the party responsible for compliance could void the user's authority to operate the equipment.

NOTE: This equipment has been tested and found to comply with the limits for a Class B digital device, pursuant to part 15 of the FCC Rules. These limits are designed to provide reasonable protection against harmful interference in a residential installation.

This equipment generates uses and can radiate radio frequency energy and, if not installed and used in accordance with the instructions, may cause harmful interference to radio communications. However, there is no guarantee that interference will not occur in a particular installation. If this equipment does cause harmful interference to radio or television reception, which can be determined by turning the equipment off and on, the user is encouraged to try to correct the interference by one or more of the following measures:

- Reorient or relocate the receiving antenna.
- Increase the separation between the equipment and receiver.
- Connect the equipment into an outlet on a circuit different from that to which the receiver is connected.
- Consult the dealer or an experienced radio/TV technician for help