

4AK1S70EN0

ring  
Keypad



## Home Security beyond the Front Door

Ring Video Doorbells began a Ring of Security around your entire property.

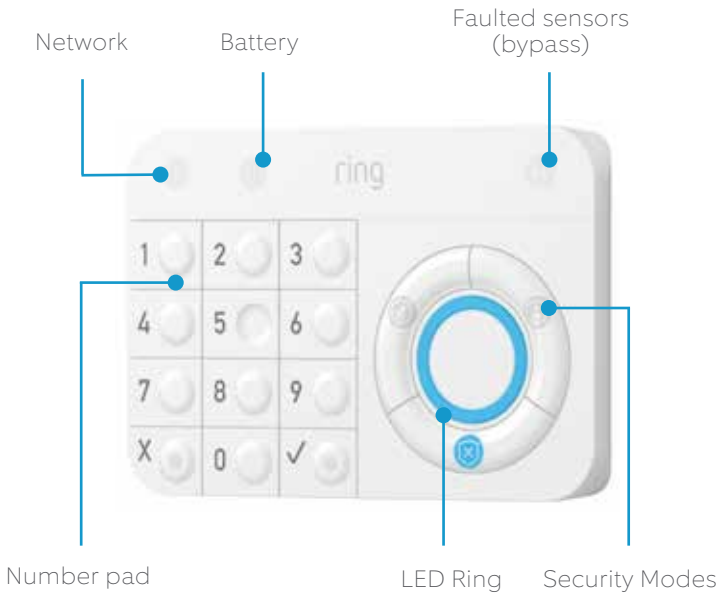
Ring Protect is the security system that takes the Ring of Security a step further giving you another level of protection for your property.

Now, you can arm and disarm your system, prevent crime and protect your home - all from your phone, tablet or PC.

# Contents

1. Diagram
2. In-app Setup
3. Connecting the Device
4. Physical Installation

1. Say hello to your Ring Keypad.



2. Set up your Ring Keypad in the Ring app.

## Set up your Ring Keypad near your Base Station

In the Ring app, choose **Set Up a Device**.

Choose the **Ring Keypad**, then tap **Add Device**.

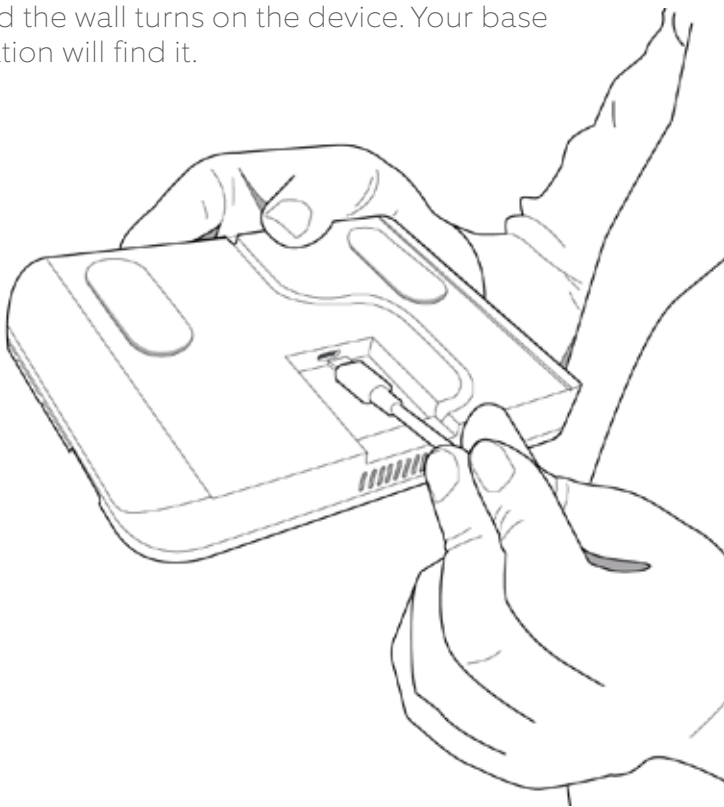


3. Connect your Ring Keypad to your base station.



## Plug the keypad into a wall outlet

Connecting the power supply to the keypad and the wall turns on the device. Your base station will find it.



## Scan the QR Code or enter the S2 PIN

The QR Code and PIN can be found on the back of your device, on the box, or on the card in this box.



## Track the connection progress of the keypad

Your keypad will try to connect to your base station. The keypad's LED ring will show the progress.

Here are some common LED patterns:

**Waiting to connect**



Blue Rotating

**Connecting to base station**



Blue Blinking

**Connected**



Blue Solid for 5 seconds

**Armed (Stay and Away)**



Red

**Disarmed (Home)**



Blue Solid

**Alarming**



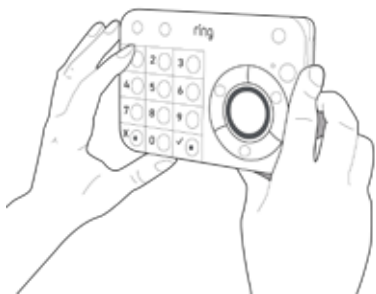
Red Flashing

4. Install your  
Ring Keypad  
on the wall.

## Place your keypad

Move your keypad where you'd like it. It should be somewhat near the door you usually use to enter or exit the home.

You can place it on a table or mount it using the reversible bracket.



## View keypad history in the Ring app

You should have a few history events from installing your keypad. Check your app to make sure it's working.



# Security that moves with you

Ring Protect has three security modes to match whatever you're doing.



## Home

No sensors are monitored. Move freely through the house.



## Away

All sensors are monitored. Secure your whole house.



## Stay

Some sensors are monitored. Freedom and security, mixed.

## **FCC Compliance Statement**

1. This device complies with Part 15 of the FCC Rules. Operation is subject to the following two conditions: (1) This device may not cause harmful interference. (2) This device must accept any interference received, including interference that may cause undesired operation.

2. Changes or modifications not expressly approved by the party responsible for compliance could void the user's authority to operate the equipment.

## **IC Compliance Statement**

Le présent appareil est conforme aux CNR d'Industrie Canada applicables aux appareils radio exempts de licence. L'exploitation est autorisée aux deux conditions suivantes : (1) l'appareil ne doit pas produire de brouillage, et (2) l'utilisateur de l'appareil doit accepter tout brouillage radioélectrique subi, même si le brouillage est susceptible d'en compromettre le fonctionnement.

This Class B digital apparatus complies with Canadian ICES-003.

Cet appareil numérique de la classe B est conforme à la norme NMB-003 du Canada.



## FCC Statement

### 15.19

1. This device complies with Part 15 of the FCC Rules. Operation is subject to the following two conditions:

- (1) This device may not cause harmful interference.
- (2) This device must accept any interference received, including interference that may cause undesired operation.

### 15.21

Note: The grantee is not responsible for any changes or modifications not expressly approved by the party responsible for compliance. Such modifications could void the user's authority to operate the equipment.

### 15.105(b)

**NOTE:** This equipment has been tested and found to comply with the limits for a Class B digital device, pursuant to part 15 of the FCC Rules. These limits are designed to provide reasonable protection against harmful interference in a residential installation.

This equipment generates uses and can radiate radio frequency energy and, if not installed and used in accordance with the instructions, may cause harmful interference to radio communications. However, there is no guarantee that interference will not occur in a particular installation. If this equipment does cause harmful interference to radio or television reception, which can be determined by turning the equipment off and on, the user is encouraged to try to correct the interference by one or more of the following measures:

- Reorient or relocate the receiving antenna.
- Increase the separation between the equipment and receiver.
- Connect the equipment into an outlet on a circuit different from that to which the receiver is connected.
- Consult the dealer or an experienced radio/TV technician for help

"

"

"

## IC Statement

This device complies with Industry Canada licence-exempt RSS standard(s). Operation is subject to the following two conditions: (1) this device may not cause harmful interference, and (2) this device must accept any interference received, including interference that may cause undesired operation.

"

Le présent appareil est conforme aux CNR d'Industrie Canada applicables aux appareils radio exempts de licence. L'exploitation est autorisée aux deux conditions suivantes :

(1) l'appareil ne doit pas produire de brouillage, et

(2) l'utilisateur de l'appareil doit accepter tout brouillage radioélectrique subi, même si le brouillage est susceptible d'en compromettre le fonctionnement.