

## Wireless Remote Control

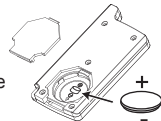
### Model 500R

- Radio Linked Remote Control
- 1 Button Cell Batteries Operation (Included)
- Remote Control for Arm, Disarm and Panic
- Effective Range About 20~30 Meters

#### 1. Battery install and replacement (Battery type- CR2032)

- Remove the battery compartment cover by sliding it in the direction of the arrow.
- Replace with new batteries of the same type.

Make sure the polarity (+ or -) of the batteries match the polarity marks inside the unit. As shown below (Fig.1)

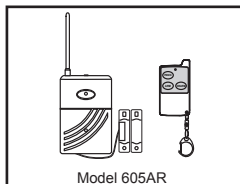


- Replace battery cover.

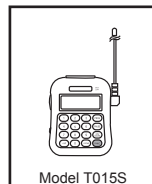
(Fig.1)

#### LEARNING CODE TO MAIN UNIT

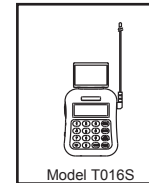
The wireless remote control compatible 605AR, T015S, T016S, T018S, T068S, 819, 820 main unit, must learn code to main unit then use, learn code operation see main unit manual.



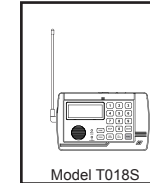
Model 605AR



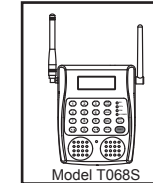
Model T015S



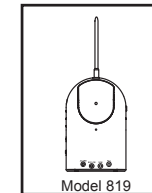
Model T016S



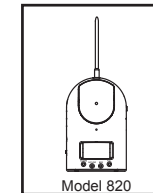
Model T018S



Model T068S



Model 819



Model 820

#### Notes for remote operation

- If radio linked remote control operation range become shorten, replace the batteries according to "BATTERY INSTALL AND REPLACEMENT".
- The battery life should be about six months under normal use, so replace battery at least every 6 months.
- Effective range about 20~30 meters.

#### WARNING:

This device complies with Part 15 of the FCC Rules. Operation is subject to the following two conditions;

- (1) this device may not cause interference, and
  - (2) this device must accept any interference received, including interference that may cause undesired operation of the device.
- Any changes or modifications not expressly approved by the party responsible for compliance could void the user's authority to operate the equipment.

610-500R0-002R

size: 80x110mm  
p/n:610-500R0-002R  
white paper print black words