

Lenovo Mobile Phone

User Manual

Model: Lenovo S820

Read this manual carefully
before operating the handset

Contents

Technical Parameters	4
Initial Setup Procedure	5
Removing and mounting battery cover	5
Charging the phone	6
Inserting the SIM card	7
Inserting the memory card	7
Port Assignment and Button Layout	8
Applications Overview	9
Gravity sensor	10
Precautions and Tips for S820 Safety and Maintenance	11
When using mobile phone, please abide by the following.	11
Be aware of heat generated by your mobile phone	13
Protect your data and software	13
When using the battery, please abide by the following.	13
When using the battery charger, please abide by the following.	15
When using headphones (which you may need to purchase separately), please abide by the following.	16
Prevent hearing damage	16
Important Notices – Medical Device	18
Cardiac Pacemaker	18
Hearing Aid and Cochlear Implant	18
Plastic bag notice	18
Polyvinyl Chloride (PVC) cable and cord notice	19
Electronic emission notices	21
Federal Communications Commission (FCC) Declaration of Conformity	21
FCC Caution	22

EurAsia Compliance Mark.....	22
Specific Absorption Rate information	22
Recycling and environmental information.....	25
General recycling statement	25
Important WEEE information.....	25
China recycling information for Waste Electrical and Electronic Equipment (WEEE).....	25
Recycling information for India	25
Restriction of Hazardous Substances Directive (RoHS)	26
China RoHS.....	26
Turkish RoHS	27
Ukraine RoHS.....	27
India RoHS	27

Technical Parameters

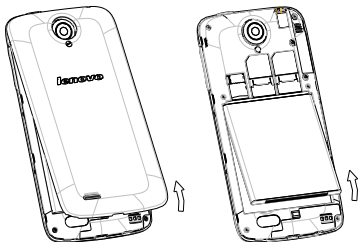
Product	Mobile Phone GSM/WCDMA
Model	Lenovo S820
System	Android 4.2.1
Size	Approximately 139.5 mm × 69.7 mm × 8.95mm
Weight	Approximately 143g (including battery)
Standby Time	Max 120 hours*
Battery Capacity	2000 mAh

NOTES:*May vary depending on local signal strength.

Initial Setup Procedure

Removing and mounting battery cover

To remove the cover, perform the following procedure as shown in the figure.



1. Find the recess in the lower-left corner.
2. Hold the top of your mobile phone.



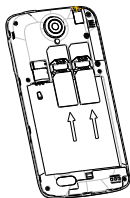
3. Lift up from the recess.
4. Open the cover.

To mount the battery cover, gently fit and press it onto phone body until it completely clicks into place.

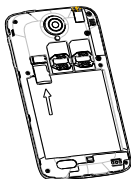
Charging the phone



Inserting the SIM card



Inserting the memory card








Port Assignment and Button Layout



	KEY	Description
1	HOME KEY	Can return to the idle interface.
2	MENU KEY	Can enter the commonly used, the characteristic and more menus.
3	BACK KEY	Can return to the superior menu.
4	VOLUME KEY	According to the volume switch increase or decrease volume.
5	POWER ON/OFF	Short click this button to lock screen function, long press the key to power on/off the phone.

Applications Overview

Icon	Name	Note
	Browser	Browses websites. The web browser in this unit can access the Internet via the WIFI network for business and personal use.
	Email	Receives/Sends and views mails by linking directly to your mailbox.
	Gallery	Browses and edits images. In an image full-screen page it supports slideshow functions and such operations as, Share, Set as, and Details.
	Contacts	Allows you to add or delete contacts and edit or delete particulars of a contact.
	Calendar	Creates new events, toggles the day view, the week view and the month view, and enables the event reminder function.

Gravity sensor

Auto rotate screen according to the rotation of the device. To unlock the screen direction: **Menu > Settings > Display > Auto-rotate screen**.

After launching one application, you can rotate the screen to your preferred direction.



Precautions and Tips for S820 Safety and Maintenance

When using mobile phone, please abide by the following.

- Read the user manual thoroughly before using your mobile phone.
- Do not turn on your mobile phone if use is prohibited or may cause interference or danger.
- Your mobile phone should be switched off while on airplanes. If the alarm or schedule settings can cause the mobile phone to turn on automatically when it is in "off" mode, the settings should be checked to ensure they have been deselected before boarding.
- When using your mobile phone, keep it away from hot or high-voltage environments, such as electric appliances or cooking equipment.
- To prevent fire, turn off your mobile phone in areas containing flammable objects, such as filling stations and fuel storage.
- Do not hold your mobile phone when driving. Do not place your phone above an air bag in a car or any area that may be occupied by an expanded air bag. You may get hurt if the phone is impacted by a strong force by the air bag expanding.
- Only Lenovo approved batteries, chargers and accessories may be used. Lenovo is not responsible for any consequences due to the use of accessories from a third party.
- Do not disassemble your mobile phone.
- When your mobile phone is close to other electronic devices, interference may occur. Keep your mobile phone away from other electronic devices, such as televisions, radios, personal computers, pacemakers, hearing aids, medical equipment, etc. Do not store your phone near credit cards or magnetic fields. In hospitals or other

special areas, use your mobile phone in accordance with the site's regulations.

- Mechanically vibrating or shaking the mobile phone may cause damage. Do not knock your phone screen with a sharp item.
- Using a cell-phone case or plastic case may damage the surface of your phone.
- Do not use solvents (such as benzene, diluents, alcohol, etc.) to wipe the mobile phone's cover. Similarly, do not bring your phone into contact with corrosive chemicals or detergents. Only a clean, soft cloth should be used to gently wipe your phone.
- Avoid exposing the mobile phone to the sun or placing it in a smoky or dusty environment.
- Keep your mobile phone dry. It should never be used in a high humidity environment, such as a bathroom. Your mobile phone is not waterproof and should not be exposed to rain or other moisture.
- If an external antenna is used on your mobile phone, do not touch the antenna. Only the original antenna should be used. Your phone may be damaged by using any other antenna.
- When pulling out the charger plug from your mobile phone, hold and pull the plug outwards. Do not jerk the power cord.
- Do not depend only on your mobile phone as the sole communication equipment for an emergency, such as a medical rescue.
- To prevent hazards, place your mobile phone in a safe location out of reach of children.
- Adapter shall be installed near the equipment and shall be easily accessible
- Users have to use the connection to USB interfaces with Shielded USB 2.0 version or higher cable.

Be aware of heat generated by your mobile phone

When your Mobile phone is turned on or the battery is charging, some parts might become hot. The temperature that they reach depends on the amount of system activity and the level of charge in the battery. Extended contact with your body, even through clothing, could cause discomfort or even a skin burn. Avoid keeping your hands, your lap, or any other part of your body in contact with a hot section of the Mobile phone for any extended time.

Protect your data and software

Do not delete unknown files or change the name of files or directories that were not created by you; otherwise, your Mobile phone software might fail to work.

Be aware that accessing network resources can leave your Mobile phone vulnerable to computer viruses, hackers, spyware, and other malicious activities that might damage your Mobile phone, software, or data. It is your responsibility to ensure that you have adequate protection in the form of firewalls, antivirus software, and anti-spyware software and keep this software up to date.

Keep electrical appliances such as an electric fan, radio, high-powered speakers, air conditioner, and microwave oven away from your Mobile phone because the strong magnetic fields generated by these appliances can damage the screen and the data on the Mobile phone.

When using the battery, please abide by the following.

- Before use, carefully read the user manual and labels on the battery.
- Charge the battery in a cool and ventilated room. If the environment is too hot, the battery may overheat, smoke, burn, deform, or even explode.

- There are special protective circuits and mechanisms within the battery and must not be disassembled. Doing so may cause a short circuit or electrolyte leakage. There is a risk of blindness if electrolyte enters your eye. Should this occur, immediately use clean water to rinse the eye (do not rub the eye), and seek medical treatment.
- Prevent the battery from being squeezed, compressed, vibrated or shaken. Always try to prevent the battery from short circuit, as this may cause damage to the battery or components connected to it. A short circuit can be caused by accidental contact between the battery and metal objects; for example, coins, pens, and clips, in contact with the positive and negative poles of the battery. Therefore, never store the battery with metal objects.
- Ensure metal contacts and the battery are clean.
- Do not use damaged or dead batteries.
- Replace the battery when it is unable to meet functional requirements. Batteries can be charged hundreds of times before they require replacement. Batteries are consumables; even though they can be recharged, their storage capacity will reduce over time. When you notice the service time (call and standby time) is reduced, the battery should be replaced.
- Avoid exposing the battery to the sun or placing it in a smoky or dusty environment. The battery should never be used in a high humidity environment, such as a bathroom. The battery is not waterproof and should not be exposed to rain or other moisture.
- Avoid placing the battery in an overly warm or cold environment; the battery's performance will be reduced when operating in temperatures above 113 °F (45 °C) or below 32 °F (0 °C).
- To prevent explosion, never place the battery into fire.

- To prevent short circuit leading to overheating, smoking, deformation, damage or explosion, never place the battery into water.
- Dispose of the battery in accordance with regulations (such as recycling regulations). To prevent explosion or pollution, never dispose of batteries as domestic waste.
- This battery can only be charged by its dedicated charger. Do not charge out range of 32 °F to 113 °F (0 °C to 45 °C). Charging must not exceed 12 hours.
- To prevent hazards, place the battery in a safe location out of reach of children.
- Risk of explosion if battery replaced by an incorrect type. Dispose of used batteries according to the instructions.

When using the battery charger, please abide by the following.

- Before use, carefully read the user manual and labels on the charger.
- Do not disassemble or refit the charger. Never use the charger when power cord is damaged, as this may cause electric shock, fire or damage the charger.
- Never touch the charger with wet hands. If the charger comes into contact with water or other liquids, cut off the power immediately.
- Do not short circuit the charger, vibrate or shake it, expose it to direct sunlight, or use it in high humidity environments (such as bathrooms). The charger is not waterproof, and should not be exposed to rain or moisture.
- Do not use the charger near electric appliances, such as televisions or radios.
- When unplugging, hold the charger firmly; as pulling the power cord could damage it.

- To prevent hazards, place the charger in a safe location out of reach of children.

When using headphones (which you may need to purchase separately), please abide by the following.

- When using headphones, to avoid hearing damage, remember to adjust the volume to an appropriate level.
- To avoid breakage, do not pull or drag headphone cables.
- Using headphones in a high temperature and high humidity environment for a long time can easily damage the headphones or reduce their service life.
- To avoid traffic accidents, do not use headphones when you are driving, riding bicycles or walking near traffic.
- To prevent hazards, place headphones in a safe location out of reach of children.

Prevent hearing damage

Your mobile phone has a headphone connector. Always use the headphone connector for headphones (also called a headset) or earphones.

CAUTION:

Excessive sound pressure from earphones and headphones can cause hearing loss. Adjustment of the equalizer to maximum increases the earphone and headphone output voltage and the sound pressure level. Therefore, to protect your hearing, adjust the equalizer to an appropriate level.

Excessive use of headphones or earphones for a long period of time at high volume can be dangerous if the output of the headphone or earphone connectors do not comply with specifications of EN 50332-2.

The headphone output connector of your Mobile phone complies with EN 50332-2 Sub clause 7. This specification limits the Mobile phone maximum wide band true RMS output voltage to 150 mV. To help protect against hearing loss, ensure that the headphones or earphones you use also comply with EN 50332-2 (Clause 7 limits) for a wide band characteristic voltage of 75 mV. Using headphones that do not comply with EN 50332-2 can be dangerous due to excessive sound pressure levels.

If your Mobile phone came with headphones or earphones in the package, as a set, the combination of the headphones or earphones and the Mobile phone already complies with the specifications of EN 50332-1. If different headphones or earphones are used, ensure that they comply with EN 50332-1 (Clause 6.5 Limitation Values). Using headphones that do not comply with EN 50332-1 can be dangerous due to excessive sound pressure levels.

This device has been tested to comply with the Sound Pressure Level requirement laid down in the applicable EN 50332-1 and/or EN 50332-2 standards. Permanent hearing loss may occur if earphones or headphones are used at high volume for prolonged periods of time.



Warning statement:

A pleine puissance, l'écoute prolongée du baladeur peut endommager l'oreille de l'utilisateur.

Important Notices – Medical Device

Any radio equipment (including this mobile phone) may interfere with the function of medical devices if insufficient measures are taken. Consult the medical personnel or the manufacturer of the medical device if you have any question or you are not sure whether the medical device can shield all RF output. Follow the relevant provisions and prohibitions of using electronic equipment or radio transmission.

Cardiac Pacemaker

Take the following suggestions as a reference if you are using a cardiac pacemaker:

- Always keep a distance of more than 6 inches (15.3 cm) between your mobile phone and the pacemaker.
- Do not put your mobile phone into your breast pocket.
- Answer calls with the ear that is opposite to cardiac pacemaker, to prevent any potential interference.

Hearing Aid and Cochlear Implant

If you use a hearing aid or cochlear implant, consult the authorized medical personnel and take the manufacturer instructions as a reference before using the mobile phone.

Turn off your phone and move it to a distant position if interference occurs.

Plastic bag notice

CAUTION:

Plastic bags can be dangerous. Keep plastic bags away from babies and children to avoid danger of suffocation.

Polyvinyl Chloride (PVC) cable and cord notice

WARNING:

Handling the cord on this product or cords associated with accessories sold with this product will expose you to lead, a chemical known to the State of California to cause cancer, and birth defects or other reproductive harm. Wash hands after handling.

Assessment of compliance of the product with the requirements relating to the Radio and Telecommunication Terminal Equipment Directive (EC Directive 1999/5/EC) was performed by PHOENIX TESTLAB (Notified Body No.0700), based on the following standards:

1.Health (Article 3.1(a) of the R&TTE Directive)

Applied Standard(s):

EN 50360:2001/A1:2012/EN 62209-1:2006/ EN62311: 2008/ EN 62209-2:2010

EN 62479:2010

CE 0700

2.Safety (Article 3.1(a) of the R&TTE Directive)

Applied Standard(s):

EN 60950-1:2006+A11:2009+A1:2010+A12:2011

EN 50332-1:2000

EN 50332-2:2003

3.Electromagnetic compatibility (Article 3.1 (b) of the R&TTE Directive)

Applied Standard(s):

EN 301 489-1 V1.9.2/-3 V1.4.1/-7 V1.3.1/-17 V2.2.1/-24 V1.5.1

4.Radio frequency spectrum usage (Article 3.2 of the R&TTE Directive)

Applied Standard(s):

EN 301 511 V9.0.2

EN 301 908-1/ -2 V5.2.1

EN 300 328 V1.7.1

EN 300 440-1V1.6.1/ -2 V1.4.1

Electronic emission notices

Federal Communications Commission (FCC) Declaration of

Conformity

This equipment has been tested and found to comply with the limits for a Class B digital device, pursuant to Part 15 of the FCC Rules. These limits are designed to provide reasonable protection against harmful interference in a residential installation. This equipment generates, uses, and can radiate radio frequency energy and, if not installed and used in accordance with the instructions, may cause harmful interference to radio communications. However, there is no guarantee that interference will not occur in a particular installation. If this equipment does cause harmful interference to radio or television reception, which can be determined by turning the equipment off and on, the user is encouraged to try to correct the interference by one or more of the following measures:

- Reorient or relocate the receiving antenna.
- Increase the separation between the equipment and receiver.
- Connect the equipment into an outlet on a circuit different from that to which the receiver is connected.
- Consult an authorized dealer or service representative for help.

Lenovo is not responsible for any radio or television interference caused by unauthorized changes or modifications to this equipment. Unauthorized changes or modifications could void the user's authority to operate the equipment.

This device complies with Part 15 of the FCC Rules. Operation is subject to the following two conditions: (1) this device may not cause harmful interference, and (2) this device must accept any interference received, including interference that may cause undesired operation.

Responsible Party:

Lenovo (United States) Incorporated

1009 Think Place - Building One

Morrisville, NC 27560

Telephone: 1-919-294-5900



FCC Caution

Any Changes or modifications not expressly approved by the party responsible for compliance void the user's authority to operate the equipment.

The antenna(s) used for this transmitter must not be co-located or operating in conjunction with any other antenna or transmitter.

NOTE:

The country code selection is for non-US model only and is not available to all US model. Per FCC regulation, all Wi-Fi products marketed in US must be fixed to US operation channels only.

EurAsia Compliance Mark



Specific Absorption Rate information

This phone is designed and manufactured not to exceed the emission limits for exposure to radio frequency (RF) energy set by the Federal Communications Commission of the United States, Industry Canada of Canada.

During SAR testing, this device was set to transmit at its highest certified power level in all tested frequency bands, and placed in positions that simulate RF exposure in usage against the head with no separation, and near the body with the separation of 10 mm. Although the SAR is determined at the highest certified power level, the actual SAR level of the device while operating can be well below the maximum value. This is because the phone is designed to operate at multiple power levels so as to use only the power required to reach the network. In general, the closer you are to a wireless base station antenna, the lower the power output.

The exposure standard for wireless devices employing a unit of measurement is known as the Specific Absorption Rate, or SAR. The SAR limit set by the FCC is 1.6W/kg, and 1.6W/kg by Industry Canada.

This device is complied with SAR for general population /uncontrolled exposure limits in ANSI/IEEE C95.1-1992 and Canada RSS 102, and had been tested in accordance with the measurement methods and procedures specified in OET Bulletin 65 Supplement C, and Canada RSS 102. This device has been tested, and meets the FCC, IC RF exposure guidelines when tested with the device directly contacted to the body.

The FCC has granted an Equipment Authorization for this model phone with all reported SAR levels evaluated as in compliance with the FCC RF exposure guidelines. SAR information on this model phone is on file with the FCC and can be found under the Display Grant section of www.fcc.gov/oet/ea/fccid after searching on FCC ID: YCNS820.

For this device, the highest reported SAR value for usage against the head

is 0.69 W/kg, for usage near the body is 1.26 W/kg.

While there may be differences between the SAR levels of various phones and at various positions, they all meet the government requirements.


SAR compliance for body-worn operation is based on a separation distance of 10 mm between the unit and the human body. Carry this device at least 10 mm away from your body to ensure RF exposure level compliant or lower to the reported level. To support body-worn operation, choose the belt clips or holsters, which do not contain metallic components, to maintain a separation of 10 mm between this device and your body. RF exposure compliance with any body-worn accessory, which contains metal, was not tested and certified, and use such body-worn accessory should be avoided.

Recycling and environmental information

General recycling statement

Lenovo encourages owners of information technology (IT) equipment to responsibly recycle their equipment when it is no longer needed. Lenovo offers a variety of programs and services to assist equipment owners in recycling their IT products. For information on recycling Lenovo products, go to: <http://www.lenovo.com/recycling>.

Important WEEE information



Country-specific information is available at <http://www.lenovo.com/recycling>.

China recycling information for Waste Electrical and Electronic

Equipment (WEEE)

《废弃电器电子产品回收处理管理条例》提示性说明

联想鼓励拥有联想品牌产品的用户当不再需要此类产品时，遵守国家废弃电器电子产品回收处理相关法律法规，将其交给当地具有国家认可的回收处理资质的厂商进行回收处理。更多回收服务信息，请点击进入 <http://support.lenovo.com.cn/activity/551.htm>.

Recycling information for India

Recycling and disposal information for India is available at:

http://www.lenovo.com/social_responsibility/us/en/sustainability/ptb_india.html.

Restriction of Hazardous Substances Directive (RoHS)

China RoHS

The information in the following table is applicable for products manufactured on or after March 1, 2007 for sale in the People's Republic of China.

有毒有害物质	组件				
	电路板	显示屏	电池组	附件	电源适配器
铅(Pb)	×	×	×	×	×
汞(Hg)	○	○	○	○	○
镉(Cd)	○	○	○	○	○
六价铬(Cr VI)	○	○	○	○	○
多溴联苯(PBB)	○	○	○	○	○
多溴二联苯醚(PBDE)	○	○	○	○	○

说明:

○: 表示该有毒有害物质在该部件所有均质材料中的含量均在SJ/T 11363-2006 标准规定的限量要求以下。

×: 表示该有毒有害物质至少在该部件的某一均质材料中的含量超出 SJ/T 11363-2006 标准规定的限量要求。表中标有“×”的所有部件均符合欧盟 RoHS 法规。

电路板组件: 包括印刷电路板及零部件、电容和连接器, 根据机型不同, 可能不会含有以上的所有部件, 请以实际购买机型为准。



在中华人民共和国境内销售的电子信息产品必须标识此标志, 标志内的数字代表在正常的使用状态下产品的环保使用期限。

Turkish RoHS

The Lenovo product meets the requirements of the Republic of Turkey Directive on the Restriction of the Use of Certain Hazardous Substances in Electrical and Electronic Equipment (EEE).

Türkiye EEE Yönetmeliğine Uygunluk Beyanı

Bu Lenovo ürünü, T.C. Çevre ve Orman Bakanlığı'nın "Elektrik ve Elektronik Eşyalarda Bazı Zararlı Maddelerin Kullanımının Sınırlanmasına Dair Yönetmelik (EEE)" direktiflerine uygundur.

EEE Yönetmeliğine Uygundur.

Ukraine RoHS

Цим підтверджуємо, що продукція Леново відповідає вимогам нормативних актів України, які обмежують вміст небезпечних речовин

India RoHS

RoHS compliant as per E-Waste (Management & Handling) Rules, 2011.