

# User's Manual

The attachment is the part of the user's manual of the specific host device (ThinkPad Z60m Series) that indicates the regulatory notices concerning the FCC Part 15 and IC RSS-210/102.

# ThinkPad<sup>®</sup> Z60m Series Regulatory Notice

**First Edition (August 2005)**

**© Copyright Lenovo 2005.**

**Portions © Copyright International Business Machines Corporation 2005.**

**All rights reserved.**

U.S. GOVERNMENT USERS – RESTRICTED RIGHTS: Our products and/or services are provided with RESTRICTED RIGHTS. Use, duplication or disclosure by the Government is subject to the GSA ADP Schedule contract with Lenovo Group Limited, if any, or the standard terms of this commercial license, or if the agency is unable to accept this Program under these terms, then we provide this Program under the provisions set forth in Commercial Computer Software–Restricted Rights at FAR 52.227-19, when applicable, or under Rights in Data-General, FAR 52.227.14 (Alternate III).

---

# Contents

<b>Read first — regulatory information.</b> . . . . 1	<b>Other countries</b> . . . . . 19
<b>USA — Federal Communications Commission (FCC).</b> . . . . . 3	Notice for users in Australia . . . . . 19
<b>Canada — Industry Canada (IC)</b> . . . . . 9	Notice for users in Brazil. . . . . 19
<b>Electronic emission notices</b> . . . . . 13	Notice for users in India . . . . . 19
<b>Telecommunication notices</b> . . . . . 15	Notice for users in Indonesia . . . . . 20
<b>Industry Canada requirements</b> . . . . . 17	Notice for users in Korea. . . . . 21
	Notice for users in New Zealand . . . . . 21
	Notice for users in Singapore . . . . . 22
	<b>Trademarks.</b> . . . . . 23



---

## Read first — regulatory information

---

### Regulatory notice for ThinkPad Z60m Series

---

This notice is a supplementary document of the *ThinkPad® Z60t and Z60m Series Service and Troubleshooting Guide*. Please read this document before you use the ThinkPad Z60m Series computer.

The ThinkPad Z60m Series computer complies with the radio frequency and safety standards of any country or region in which it has been approved for wireless use. You must install and use your ThinkPad computer in strict accordance with the instructions as described hereafter.

---

### Avis de réglementation pour les ThinkPad Z60m Series

---

Le présent avis est un document qui vient compléter le *ThinkPad Z60t et Z60m Series - Guide de maintenance et d'identification des incidents*. Veuillez lire ce document avant d'utiliser l'ordinateur ThinkPad Z60m Series.

L'ordinateur ThinkPad Z60m Series est conforme aux normes de sécurité et de radiofréquence du pays ou de la région où son utilisation sans fil est agréée. Vous devez installer et utiliser votre ordinateur ThinkPad en respectant scrupuleusement les instructions décrites ci-après.

---

### ThinkPad(R) z60m시리즈 규격에 관련된 사항

이 문서는 ThinkPad Z60m시리즈 사용 설명서의 보충 설명서입니다.

ThinkPad Z60m시리즈 컴퓨터를 사용하기 전에 반드시 이 문서를 읽어 보십시오.

ThinkPad Z60m시리즈 컴퓨터는 무선 사용할 수 있도록 인증된 어떠한 국가 또는 지역에서라도 사용될 수 있도록 전파 형식 등록과 안전 기준에 적합하게 만들어졌습니다. 반드시 사용 설명서에 언급된 지시 사항에 따라 ThinkPad 컴퓨터를 설치하고 사용해야 합니다.



---

# USA — Federal Communications Commission (FCC)

## I. User installable Wireless LAN modules

Mini-PCI Cards:

- FCC ID: S2L20040501CX2, Model: WM3B2200BG (Intel PRO/Wireless 2200BG Mini-PCI Adapter)
- FCC ID: S2L20040601CX2, Model: WM3B2915ABG (Intel Pro/Wireless 2915ABG mini-PCI Adapter)
- FCC ID: S2L20040600BTL, Model: AR5BMB-44 (ThinkPad 11a/b/g Wireless LAN Mini PCI Adapter II)

Wireless LAN Mini-PCI Cards marketed in the USA and Canada do not support nor function in the extended channels (12ch, 13ch).

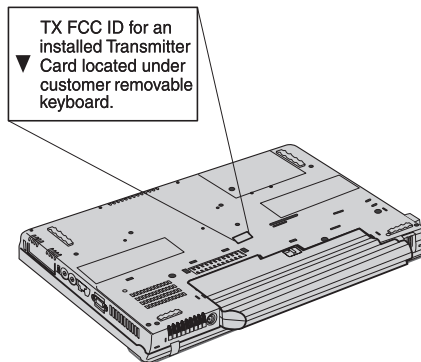
### i) FCC ID of wireless modules

There is no FCC ID for Mini-PCI Cards shown on the enclosure of your ThinkPad computer. Instead you will find an indicator pointing to the location of the FCC ID on the bottom side of your ThinkPad computer as shown below. The FCC IDs are affixed on each approved module installed in the Mini-PCI Card slot.

FCC ID: S2L20040501CX2, Model: WM3B2200BG

FCC ID: S2L20040601CX2, Model: WM3B2915ABG

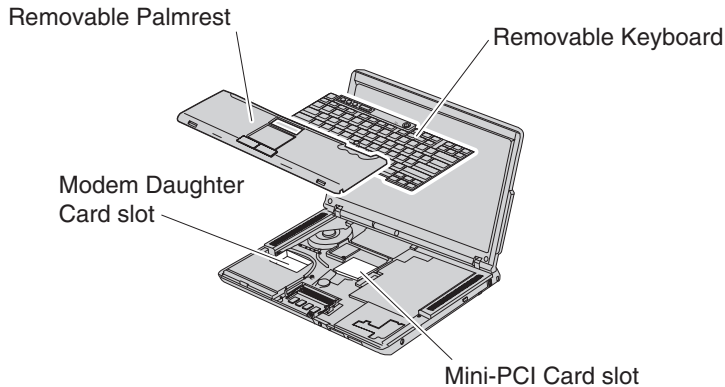
FCC ID: S2L20040600BTL, Model: AR5BMB-44



### ii) Installation of approved wireless modules



If no integrated wireless LAN Mini-PCI Card has been preinstalled in your ThinkPad computer, you can install one, provided by Lenovo as an option. Plug the wireless card option into the Mini-PCI Card slot located under the keyboard of your ThinkPad computer as shown below.



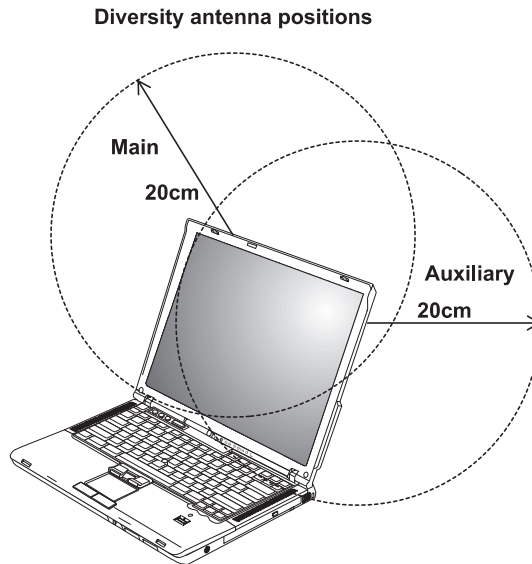
**Attention:** The ThinkPad Z60m Series computer contains an authentication mechanism. If you install an unauthorized wireless LAN Mini-PCI Card that is not approved for use in the ThinkPad Z60m Series computer, the computer will not start, but only displays an error message and emits beeps.

### iii) The FCC RF safety requirement

The radiated output power of the Wireless LAN Mini-PCI Cards authorized to use for the ThinkPad Z60m Series computer is far below the FCC radio frequency exposure limits. Nevertheless, the ThinkPad Z60m Series computer shall be used in such a manner that the potential for human contact during normal operation is minimized as follows:

**Caution:** To comply with FCC RF exposure compliance requirements, a separation distance of at least 20 cm (8 inches) must be maintained between the antenna for the integrated Wireless LAN Mini PCI Card built in to the screen section and all persons. You are not allowed to disable “standby mode” for the power management function, if you cannot maintain the sufficient antenna separation (at least 20 cm) in any case the LCD is left opened or closed.

FCC ID: S2L20040501CX2, Model: WM3B2200BG  
FCC ID: S2L20040601CX2, Model: WM3B2915ABG  
FCC ID: S2L20040600BTL, Model: AR5BMB-44



**Note:** The transmission diversity function is implemented for the models: WM3B2200BG, WM3B2915ABG, and AR5BMB-44. The function does not emit radio frequencies simultaneously from both antennas. One of the antennas is selected automatically or manually (by users) to have good quality of radiocommunication.

#### **iv) Radio Frequency interference requirements**

- The devices (Models: WM3B2200BG, WM3B2915ABG, and AR5BMB-44) have been tested and found to comply with the limits for Class B digital devices pursuant to FCC Part 15 Subpart B, and are subject to DoC (Declaration of Conformity). Refer to “Electronic emission notices” on page 13. When you use the models WM3B2915ABG or AR5BMB-44:
- These devices are restricted to indoor use due to their operation in the 5.15 to 5.25 GHz frequency range. FCC requires these products to be used indoors for the frequency range 5.15 to 5.25 GHz to reduce the potential for harmful interference to co-channel Mobile Satellite systems.
- High power radar are allocated as primary users of the 5.25 to 5.35 GHz and 5.65 to 5.85 GHz bands. These radar stations can cause interference with and/or damage these devices.

## **II. Pre-installed integrated Bluetooth module**

- FCC ID: MCLJ07H081, Model: J07H081 (ThinkPad Bluetooth with Enhanced Data Rate)

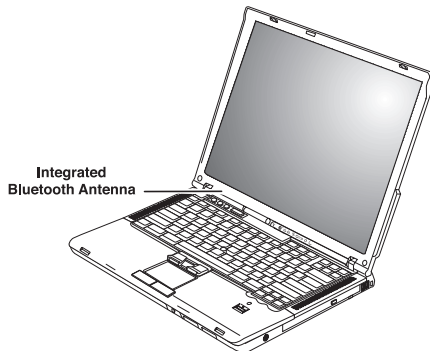
The device has been tested and found to comply with the limits for both a Class B digital device regarding FCC Part 15 Subpart B and an intentional radiator regarding FCC Part 15 Subpart C. The FCC ID includes both certifications of Part 15 Subpart B and C.

## i) FCC ID and installation of the module

If you find the FCC ID “MCLJ07H081” on the label at the bottom side of your computer, your computer integrates the Bluetooth transmitter module (Model: J07H081). The Bluetooth module is preinstalled by Lenovo, and is not removable by users. If your card requires replacement via the proper steps shown in “Chapter 3. Getting help and service” of the *ThinkPad Z60t and Z60m Series Service and Troubleshooting Guide*, Lenovo will request you to send your computer with the card to Lenovo so that Lenovo will repair it.

## ii) The FCC RF safety requirement

The Bluetooth module “J07H081” and its built-in antenna are located near the left hinge of the computer lid. The radiated output power of the Bluetooth module is far below the FCC radio frequency exposure limits. Therefore, a 20 cm of separation between the Bluetooth antenna and human body is not required.



## III. Pre-installed integrated Wireless WAN adapter

- FCC ID: N7N-MC5720 (Model: MC5720)

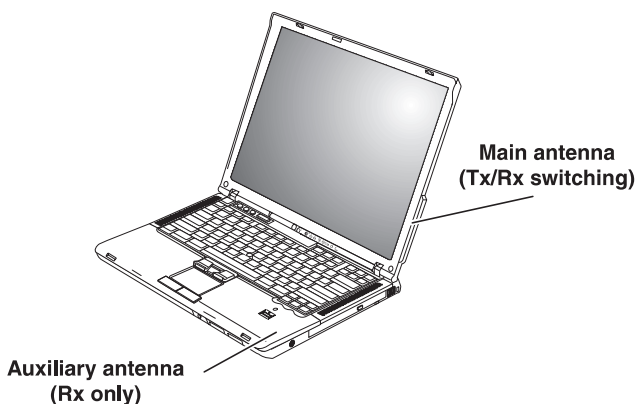
## i) FCC ID and installation of the module

If you find the FCC ID “N7N-MC5720” on the label at the bottom side of your ThinkPad computer, your computer integrates the Wireless WAN (EVDO) transmitter module (Model: MC5720). The Wireless WAN module is preinstalled by Lenovo, and is not removable by users. If your card requires replacement via the proper steps shown in “Chapter 3. Getting help and service” of the *ThinkPad Z60t and Z60m Series Service and Troubleshooting Guide*, Lenovo will request you to send your computer with the card to Lenovo so that Lenovo will repair it.

## ii) RF safety compliance

The transmission antenna used for the Wireless WAN (EVDO) adapter in this notebook computer is located at the lower-right portion of the LCD screen. The total radiated energy from all the antennas connected to the Wireless WAN adapter (Model: MC5720), the Bluetooth module (Model: J07H081), and one of the Wireless LAN Mini-PCI Cards (models: WM3B2200BG, WM3B2915ABG, or AR5BMB-44) conforms to the FCC limit of the SAR (Specific Absorption Rate) requirement regarding 47 CFR Part 2 section 1093.

Model: MC5720



## iii) Emergency Calls

The EVDO modules embedded in the ThinkPad Z60m Series do not support voice calls, hence their use for essential communication is not possible, including emergency calls regarding the E911 rule.

## iv) Radio Frequency interference requirements

This device has been tested and found to comply with the limits for a Class B digital device pursuant to FCC Part 15 Subpart B, and is subject to DoC (Declaration of Conformity). Refer to “Electronic emission notices” on page 13.

## IV. Simultaneous use of RF transmitters

Your ThinkPad computer is approved for simultaneous use of the three transmitters listed below:

- Wireless WAN EVDO adapter (FCC ID: N7N-MC5720)
- one of the Wireless LAN adapters (FCC ID: S2L20040501CX2, S2L20040601CX2, or S2L20040600BTL)
- Bluetooth module (FCC ID: MCLJ07H081)

Please make sure of the following conditions on use of these wireless features:

1. When you use any other RF option device, all other wireless features including the above integrated devices in your ThinkPad computer are required to be turned off.
2. Users must follow the RF Safety instructions on wireless option devices that are included in the RF option device's user's manual.

---

## Canada — Industry Canada (IC)

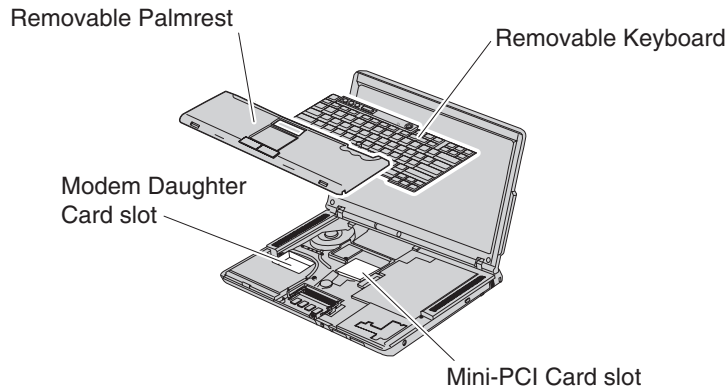
### IC Certification number

#### User installable Wireless LAN modules

- IC: 5903D-WM3B22BG, Model: WM3B2200BG (Intel PRO/Wireless 2200BG Mini-PCI Adapter)
- IC: 5903D-WM3B29AG, Model: WM3B2915ABG (Intel Pro/Wireless 2915ABG mini-PCI Adapter)
- IC: 5903D-AR5BMB44, Model: AR5BMB-44 (ThinkPad 11a/b/g Wireless LAN Mini PCI Adapter II)

Wireless LAN Mini-PCI Cards marketed in the USA and Canada do not support nor function in the extended channels (12ch, 13ch).

The certification number of Industry Canada for each approved Wireless Mini-PCI card is affixed on each module installed in the Mini-PCI Card slot as shown below.



**Attention:** The ThinkPad Z60m Series computer contains an authentication mechanism. You can install or remove each wireless feature by yourself. If you install an unauthorized wireless adapter that is not approved for use in the ThinkPad Z60m Series computer, the computer will not start, but only displays an error message and emits beeps.

## Low power license-exempt radiocommunication devices (RSS-210)

Operation is subject to the following two conditions:

1. This device may not cause interference, and
2. this device must accept any interference, including interference that may cause undesired operation of the device.

When you use the models AR5BMB-44 (ThinkPad 11a/b/g Wireless LAN Mini PCI Adapter II) or WM3B2915ABG (Intel Pro/Wireless 2915ABG mini-PCI Adapter):

- The device for the band 5150–5250 MHz is only for indoor usage to reduce potential for harmful interference to co-channel Mobile Satellite systems.
- High power radars are allocated as primary users (meaning they have priority) of 5250–5350 MHz and 5650–5850 MHz and these radars could cause interference and/or damage to LELAN (Licence-Exempt Local Area Network) devices.

## Exposure of humans to RF fields (RSS-102)

ThinkPad Z60m Series computers employ low gain integral antennas that do not emit RF field in excess of Health Canada limits for the general population; consult Safety Code 6, obtainable from Health Canada's Web site at [www.hc-sc.gc.ca/rpb](http://www.hc-sc.gc.ca/rpb)

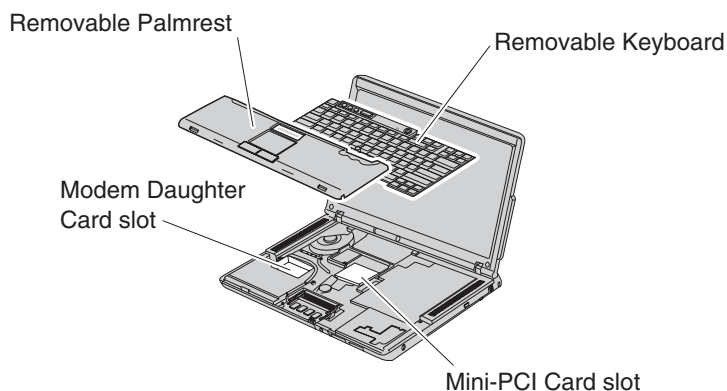
## Numéro d'homologation IC

Les cartes sans fil applicables sont les suivantes:

- IC: 5903D-WM3B22BG, Model: WM3B2200BG (Intel PRO/Wireless 2200BG Mini-PCI Adapter)
- IC: 5903D-WM3B29AG, Model: WM3B2915ABG (Intel Pro/Wireless 2915ABG mini-PCI Adapter)
- IC: 5903D-AR5BMB44, Model: AR5BMB-44 (ThinkPad 11a/b/g Wireless LAN Mini PCI Adapter II)

Les cartes de réseau local sans fil mini-PCI commercialisées aux Etats-Unis et au Canada ne prennent pas en charge les canaux étendus (12ch, 13ch) et ne fonctionnent donc pas sur de tels canaux.

Le numéro d'homologation d'Industrie Canada pour chaque carte Mini-PCI sans fil homologuée est indiqué sur chaque module installé dans l'emplacement Mini-PCI Card comme illustré ci-dessous.



**Attention:** L'ordinateur ThinkPad Z60m Series contient un mécanisme d'authentification. Vous pouvez installer ou désinstaller tout dispositif sans fil. Si vous installez une carte sans fil qui n'est pas homologuée pour l'ordinateur ThinkPad Z60m Series, l'ordinateur ne démarrera pas; un message d'erreur sera affiché et des bips sonores seront émis.

### **Remarque relative aux appareils de communication radio de faible puissance sans licence (CNR-210)**

Le fonctionnement de ce type d'appareil est soumis aux deux conditions suivantes:

1. Cet appareil ne doit pas perturber les communications radio, et
2. cet appareil doit supporter toute perturbation, y compris les perturbations qui pourraient provoquer son dysfonctionnement.

Lorsque vous utilisez les modèles AR5BMB-44 (ThinkPad 11a/b/g Wireless LAN Mini PCI Adapter II) ou WM3B2915ABG (Intel Pro/Wireless 2915ABG mini-PCI Adapter):

- Tout appareil destiné à la bande 5150-5250 MHz devra être exclusivement utilisé en intérieur afin de réduire les risques de perturbations électromagnétiques gênantes sur les systèmes de satellite mobile dans un même canal.
- Les radars à forte puissance sont désignés comme les utilisateurs principaux (c'est-à-dire qu'ils sont prioritaires) des bandes 5250-5350 MHz et 5650-5850 MHz. Ils peuvent provoquer des perturbations électromagnétiques sur les appareils de type LELAN (réseau de communication local sans licence) ou les endommager.

### **Exposition des êtres humains aux champs radioélectriques (RF) (CNR-102)**

Le ThinkPad Z60m Series utilise des antennes intégrales à faible gain qui n'émettent pas un champ électromagnétique supérieur aux normes imposées par le Ministère de la santé canadien pour la population. Consultez le Safety Code 6 sur le site Web du Ministère de la santé canadien à l'adresse "[www.hc-sc.gc.ca/rpb](http://www.hc-sc.gc.ca/rpb)".





---

## Electronic emission notices

### *Federal Communications Commission (FCC) Statement*

- Intel PRO/Wireless 2200BG Mini-PCI Adapter
- Intel Pro/Wireless 2915ABG mini-PCI Adapter
- ThinkPad 11a/b/g Wireless LAN Mini PCI Adapter II
- ThinkPad Wireless WAN EVDO Adapter

This equipment has been tested and found to comply with the limits for a Class B digital device, pursuant to Part 15 of the FCC Rules. These limits are designed to provide reasonable protection against harmful interference in a residential installation. This equipment generates, uses, and can radiate radio frequency energy and, if not installed and used in accordance with the instructions, may cause harmful interference to radio communications. However, there is no guarantee that interference will not occur in a particular installation. If this equipment does cause harmful interference to radio or television reception, which can be determined by turning the equipment off and on, the user is encouraged to try to correct the interference by one or more of the following measures:

- Reorient or relocate the receiving antenna.
- Increase the separation between the equipment and receiver.
- Connect the equipment into an outlet on a circuit different from that to which the receiver is connected.
- Consult an authorized dealer or service representative for help.

Lenovo is not responsible for any radio or television interference caused by unauthorized changes or modifications to this equipment. Unauthorized changes or modifications could void the user's authority to operate the equipment.

This device complies with Part 15 of the FCC Rules. Operation is subject to the following two conditions: (1) this device may not cause harmful interference, and (2) this device must accept any interference received, including interference that may cause undesired operation.

### Responsible Party:

Lenovo (United States) Inc.  
One Manhattanville Road  
Purchase, New York 10577  
Telephone: (919) 254-0532



Tested To Comply  
With FCC Standards

FOR HOME OR OFFICE USE

*Industry Canada Class B Emission Compliance Statement*

This Class B digital apparatus complies with Canadian ICES-003.

*Avis de conformité à la réglementation d'Industrie Canada*

Cet appareil numérique de la classe B est conforme à la norme NMB-003 du Canada.

---

## Telecommunication notices

### *Federal Communications Commission (FCC) and Telephone Company Requirements (Part 68 of the FCC Rules)*

1. The Telephone Consumer Protection Act of 1991 makes it unlawful for any person to use a computer or other electronic device to send any message via a telephone fax machine unless such message clearly contains in a margin at the top or bottom of each transmitted page or on the first page of the transmission, the date and time it is sent, and an identification of the business or other entity, or other individual sending the message and the telephone number of the sending machine or such business, other entity, or individual.  

In order to program this information into your computer, you should be sure to follow the installation instructions for your fax software package.
2. This equipment complies with Part 68 of the FCC rules and the requirements adopted by the ACTA. On this equipment is a label that contains, among other information, a product identifier in the format US:AAAEQ##TXXXX. If requested, this number must be provided to the telephone company.
3. The REN is used to determine the number of devices that may be connected to a telephone line. Excessive RENs on a telephone line may result in the devices not ringing in response to an incoming call. In most but not all areas, the sum of RENs should not exceed five (5.0). To be certain of the number of devices that may be connected to a line, as determined by the total RENs, contact the local telephone company. The REN for this product is part of the product identifier that has the format US:AAAEQ##TXXXX. The digits represented by ## are the REN without a decimal point (e.g., 03 is a REN of 0.3).
4. If the built-in modem causes harm to the telephone network, the telephone company may discontinue your service temporarily. If possible, they will notify you in advance. But, if advance notice isn't practical, you will be notified as soon as possible. You will be advised of your right to file a complaint with the FCC.
5. Your telephone company may make changes in its facilities, equipment, operations, or procedures that could affect the proper operation of your equipment. If they do, you will be given advance notice so as to give you an opportunity to maintain uninterrupted service.
6. If you experience trouble with this built-in modem, contact your Lenovo Authorized Seller, or the Customer Support Center. For the most current phone numbers, go to <http://www.lenovo.com/think/support> and click Support phone list. The telephone company may ask you to disconnect

this equipment from the network until the problem has been corrected, or until you are sure the equipment is not malfunctioning.

7. No customer repairs are possible to the modem. If you experience trouble with this equipment, contact your Lenovo Authorized Seller, or the Customer Support Center. For the most current phone numbers, go to <http://www.lenovo.com/think/support> and click Support phone list.
8. The modem may not be used on coin service provided by the telephone company. Connection to party lines is subject to state tariffs. Contact your state public utility commission or corporation commission for information.
9. When ordering network interface (NI) service from the Local Exchange Carrier, specify service arrangement USOC RJ11C.
10. A plug and jack used to connect this equipment to the premises wiring and telephone network must comply with the applicable FCC Part 68 rules and requirements adopted by the ACTA. A compliant telephone cord and modular plug is provided with this product. It is designed to be connected to a compatible modular jack that is also compliant. See installation instructions for details.
11. If your home has specially wired alarm equipment connected to the telephone line, ensure the installation of this Data/Fax Modem does not disable your alarm equipment. If you have questions about what will disable alarm equipment, consult your telephone company or a qualified installer.
12. The software contained in this Data/Fax Modem to allow user access to the network must be upgraded to recognize newly established network area codes and exchange codes as they are placed into service.

---

## Industry Canada requirements

### *Notice*

This equipment meets the applicable Industry Canada Terminal Equipment Technical Specifications. This is confirmed by the registration number. The abbreviation, IC, before the registration number signifies that registration was performed based on a Declaration of Conformity indicating that Industry Canada technical specifications were met. It does not imply that Industry Canada approved the equipment.

Before installing this equipment, users should ensure that it is permissible to be connected to the facilities of the local telecommunications company. The equipment must also be installed using an acceptable method of communication. In some cases, the company's inside wiring associated with a single line individual service may be extended by means of a certified connector assembly (telephone extension cord). The customer should be aware that compliance with the above conditions may not prevent degradation of service in some situations.

Repairs to certified equipment should be made by an authorized Canadian maintenance facility designated by the supplier. Any repairs or alterations made by the user to this equipment, or equipment malfunctions, may give the telecommunications company cause to request the user to disconnect the equipment.

Users should ensure for their own protection that the electrical ground connections of the power utility, telephone lines and internal metallic water pipe system, if present, are connected together. This precaution may be particularly important in rural areas.

### *Caution*

Users should not attempt to make such connections themselves, but should contact the appropriate electric inspection authority, or electrician, as appropriate.

The Ringer Equivalence Number (REN) for the terminal equipment RD02-D110 is 0.1. The REN assigned to each terminal equipment provides an indication of the maximum number of terminals allowed to be connected to a telephone interface. The termination on an interface may consist of any combination of devices subject only to the requirement that the sum of the Ringer Equivalence Numbers of all the devices does not exceed five.

### *Avis*

Le présent matériel est conforme aux spécifications techniques d'Industrie Canada applicables au matériel terminal. Cette conformité est confirmée par le numéro d'enregistrement. Le sigle IC, placé devant le numéro d'enregistrement, signifie que l'enregistrement s'est effectué conformément à une déclaration de conformité et indique que les spécifications techniques d'Industrie Canada ont été respectées. Il n'implique pas qu'Industrie Canada a approuvé le matériel.

Avant d'installer ce matériel, l'utilisateur doit s'assurer qu'il est permis de le raccorder aux installations de l'entreprise locale de télécommunication. Le matériel doit également être installé en suivant une méthode acceptée de raccordement. Dans certains cas, les fils intérieurs de l'entreprise utilisés pour un service individuel à ligne unique peuvent être prolongés au moyen d'un dispositif homologué de raccordement (cordon prolongateur téléphonique interne). L'abonné ne doit pas oublier qu'il est possible que la conformité aux conditions énoncées ci-dessus n'empêchent pas la dégradation du service dans certaines situations. Actuellement, les entreprises de télécommunication ne permettent pas que l'on raccorde leur matériel à des jacks d'abonné, sauf dans les cas précis prévus par les tarifs particuliers de ces entreprises.

Les réparations de matériel homologué doivent être effectuées par un centre d'entretien canadien autorisé désigné par le fournisseur. La compagnie de télécommunications peut demander à l'utilisateur de débrancher un appareil à la suite de réparations ou de modifications effectuées par l'utilisateur ou à cause de mauvais fonctionnement.

Pour sa propre protection, l'utilisateur doit s'assurer que tous les fils de mise à la terre de la source d'énergie électrique, des lignes téléphoniques et des canalisations d'eau métalliques, s'il y en a, sont raccordés ensemble. Cette précaution est particulièrement importante dans les régions rurales.

### *Avertissement*

L'utilisateur ne doit pas tenter de faire ces raccordements lui-même; il doit avoir recours à un service d'inspection des installations électriques, ou à un électricien, selon le cas.

L'indice d'équivalence de la sonnerie (IES) du présent matériel RD02-D110 est de 0.1. L'IES assigné à chaque dispositif terminal indique le nombre maximal de terminaux qui peuvent être raccordés à une interface téléphonique. La terminaison d'une interface peut consister en une combinaison quelconque de dispositifs, à la seule condition que la somme d'indices d'équivalence de la sonnerie de tous les dispositifs n'excède pas 5.

---

## Other countries

---

### Notice for users in Australia

**For model: RD02-D110**

The following notice applies when using the telephony functions:

WARNING: FOR SAFETY REASONS, ONLY CONNECT EQUIPMENT WITH A TELECOMMUNICATIONS COMPLIANCE LABEL. THIS INCLUDES CUSTOMER EQUIPMENT PREVIOUSLY LABELLED PERMITTED OR CERTIFIED.
--

---

### Notice for users in Brazil

**For models: WM3B2200BG, WM3B2915ABG and AR5BMB-44**

Portuguese	Este equipamento opera em caráter secundário, isto é, não tem direito a proteção contra interferência prejudicial, mesmo de estações do mesmo tipo, e não pode causar interferência a sistemas operando em caráter primário
English	This equipment is a secondary type device, that is, it is not protected against harmful interference, even if the interference is caused by a device of the same type, and it also cannot cause any interference to primary type devices.

---

### Notice for users in India

**For model: J07H081**

The equipment type approval does not imply that the frequencies will be cleared automatically/operating licence will be granted as these are matters to be examined on case by case basis on the receipt of the application to WPC.

**For model: WM3B2915ABG**

The WM3B2915ABG equipment is typed approved in India for use of the IEEE 802.11b mode only in indoor applications. All other types of usages require specific wireless license from Wireless Planning & Coordination (WPC) Wing of Ministry of Communications and Information Technology of India.

Before using the model WM3B2915ABG, you must configure the device driver of your ThinkPad computer for 802.11b only operation. To disable 802.11g, follow the procedure below:

1. On your desktop, right-click the **My Computer** icon and select **Properties**.



2. Click the **Hardware** tab; then click the Device Manager button.
3. In the device list, expand **Network Adapters**, and then double-click **Intel PRO/Wireless 2915ABG Network Connection**.
4. Click the **Advanced** tab. Then, from the **Property** list, select **Wireless Mode**.
5. Clear **Use default value**; from the drop-down box, select **802.11b only**.
6. Click **OK**.

---

## Notice for users in Indonesia

### For models: AR5BMB-44 and WM3B2915ABG

Users in Indonesia must never configure any channels in the 5Ghz band, it is strictly forbidden. Due to this restriction, users must only select any channels on 2.4 Ghz 11Mbps (802.11b) or 2.4Ghz 54 Mbps (802.11g) Wireless mode when configuring their Profile Management with Access Connections program (in any Infrastructure or Adhoc Mode).

### For model: WM3B2915ABG

Indonesia does not grant regulatory approvals for 802.11a and mandates 802.11b/g only usage. The Intel® PRO/Wireless 2915ABG adapter complies with this mandate through an 802.11b/g only configuration in the device driver. This configuration is acceptable to the Indonesian regulatory authority who will allow notebook vendors to sell the 2915ABG adapter in Indonesia provided that the notebook vendors alert their customers in writing of their obligation to configure the device driver for 802.11b/g only operation prior to use of the notebook product. This document describes the method for configuring the device driver for 802.11b/g only operation, and includes the Indonesia regulatory approval label.

1. On your desktop, right-click the **My Computer** icon and select **Properties**.
2. Click the **Hardware** tab; then click the Device Manager button.
3. In the device list, expand **Network Adapters**; then double-click **Intel PRO/Wireless 2915ABG Network Connection**.
4. Click the **Advanced** tab. Then, from the **Property** list, select **Wireless Mode**.
5. Clear **Use default value**; from the drop-down box, select **802.11b and 802.11g**.
6. Click **OK**.

Indonesia Regulatory Approval Label for Intel® PRO/Wireless 2915ABG Network Connection adapter, model number WM3B2915ABG EU



---

## Notice for users in Korea

### For model: RD02-D110

Please note that this device has been certified for residential use and may be used in any environment.

이 기기는 가정용으로 전자파적합등록을 한 기기로서 주거 지역에서는 물론 모든 지역에서 사용할 수 있습니다.

### For models: J07H081, WM3B2200BG, WM3B2915ABG AR5BMB-44

Please note that this device has been certified for residential use and may be used in any environment.

**당해 무선설비는 운용중 전파혼신 가능성이 있음.**

(It means that this wireless device may cause radio wave interference during operation)

---

## Notice for users in New Zealand

### Conexant RD02-D110 modem : Telepermit N° PTC 211/04/017

The grant of a Telepermit for any item of terminal equipment indicates only that Telecom has accepted that the item complies with minimum conditions for connection to its network. It indicates no endorsement of the product by Telecom, nor does it provide any sort of warranty. Above all, it provides no assurance that any item will work correctly in all respects with another item of Telepermitted equipment of a different make or model, nor does it imply that any product is compatible with all of Telecom's network services.

This equipment is not capable, under all operating conditions, of correct operation at the higher speeds for which it is designed. Telecom accepts no responsibility should difficulties arise in such circumstances. This warning typically applies to 56 kbit/s modems.

This equipment shall not be used in a manner that could constitute a nuisance to other Telecom customers.

Some parameters required for compliance with Telecom's Telepermit requirements are dependent on the equipment (PC) associated with this device. The associated equipment shall be set to operate within the following limits for compliance with Telecom's specifications:

- **Automatic re-attempts to the same number:** There shall be no more than 10 call attempts to the same number within any 30 minute period for any single manual call initiation, and The equipment shall go on-hook for a period of not less than 30 seconds between the end of one attempt and the beginning of the next call attempt.

- **Automatic calls to different numbers:** Calls shall be spaced such that there is not less than 5 seconds between the end of one call attempt and the beginning of another.

---

## **Notice for users in Singapore**

### **For models: J07H081, WM3B2200BG, WM3B2915ABG, AR5BMB-44 OPERATING CONDITIONS UNDER WHICH THE RADIOCOMMUNICATION EQUIPMENT ARE EXEMPTED FROM LICENSING**

To maximize frequency sharing while minimizing radio interference, the following operating conditions are imposed to confine the propagation of radio signals within a building or at a localised site:

- a) The radiocommunication equipment shall be used for in-building or localised on-site operations;
- b) The radiocommunication equipment shall operate at frequencies or frequency bands designated by IDA on non-exclusive basis;
- c) The radiocommunication equipment shall not operate beyond the maximum permissible output power designated by IDA to confine the propagation of radio signals to a small localised area;
- d) For an on-site localised operation with little obstruction by the nearby buildings or terrain, height of any external antenna, if installation approved by IDA, shall not be more than 10 metres above ground level to limit the radio wave propagation; and
- e) No repeater station shall be used to extend the radio coverage.

---

## Trademarks

The following terms are trademarks of Lenovo in the United States, other countries, or both:

Lenovo  
ThinkPad

IBM is a trademark of International Business Machines Corporation in the United States, other countries, or both, and is used under license.

Other company, product, and service names may be trademarks or service marks of others.

Part Number: 39T6120

Printed in China

(1P) P/N: 39T6120

