
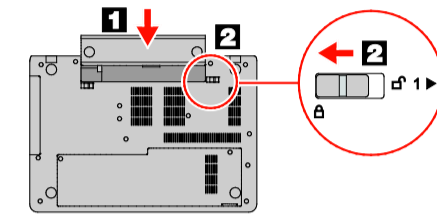


Unpack



Initial setup

1. Install the battery.

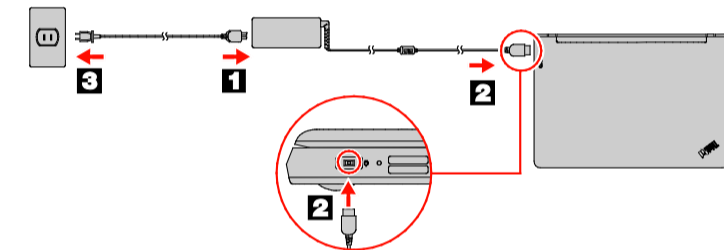


This system supports only batteries specially designed for this specific system and manufactured by Lenovo or an authorized builder. The system does not support unauthorized batteries or batteries designed for other systems. If an unauthorized battery or a battery designed for another system is installed, the system will not charge.

Attention: Lenovo has no responsibility for the performance or safety of unauthorized batteries, and provides no warranties for failures or damage arising out of their use.

2. Connect the power cord to the ac power adapter 1, connect the ac power adapter to the power connector on your computer 2, and connect the power cord to a properly grounded ac power outlet 3.

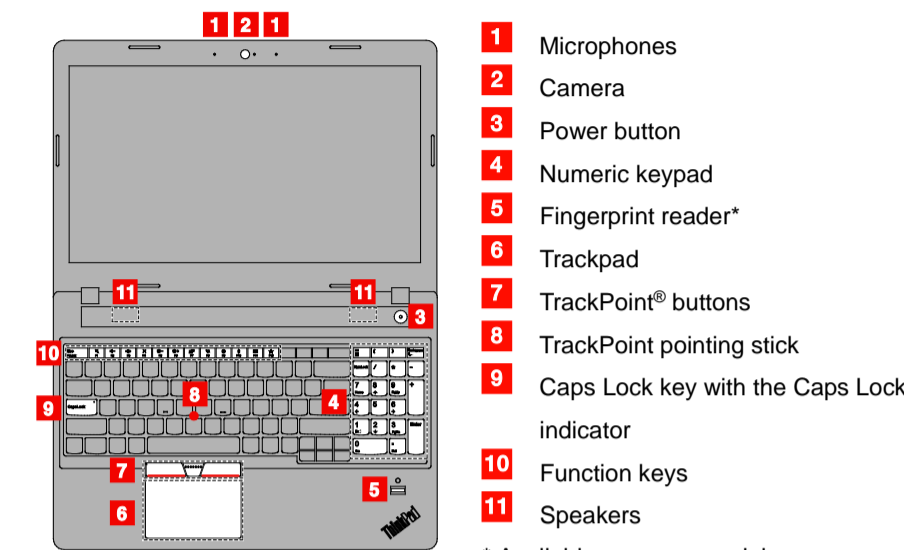
Ensure that all power cord connectors are securely and completely plugged into receptacles.



3. Press the power button to turn on the computer. Then follow the on-screen instructions to complete the initial setup.

Controls and indicators

Attention: Do not force the display open beyond 135 degrees from the relative position of the keyboard. Forcing the display beyond this point can cause damage.



- 1 Microphones
- 2 Camera
- 3 Power button
- 4 Numeric keypad
- 5 Fingerprint reader*
- 6 Trackpad
- 7 TrackPoint® buttons
- 8 TrackPoint pointing stick
- 9 Caps Lock key with the Caps Lock indicator
- 10 Function keys
- 11 Speakers

* Available on some models

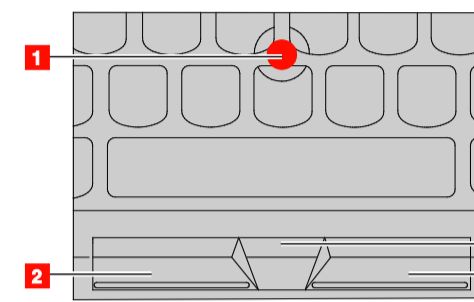
Read the following descriptions to help you use the function keys.

- : Volume controls
- : Microphone mute
- : Change display brightness
- : Manage external displays
- : Enable/disable the wireless features
- : Open the Settings window
- : Enable/disable the built-in Bluetooth features
- : Open a keyboard setting page
- : Invoke the function defined by yourself
- : Switch between the F1-F12 key function and the special key function
- : Open the Snipping Tool program
- : Launch the calculator
- : Put your computer into sleep mode

ThinkPad pointing device with TrackPoint buttons

The ThinkPad pointing device with TrackPoint buttons consists of the TrackPoint pointing device and the trackpad. You can use either the TrackPoint pointing device or the trackpad to perform all the functions of a traditional mouse, such as pointing, clicking, and scrolling. By default, both the TrackPoint pointing device and the trackpad are enabled. With the trackpad, you also can perform some touch gestures such as rotating and zooming in or out.

TrackPoint pointing device



- **Point**
Use the pointing stick 1 to move the pointer.
- **Left-click**
Press the left-click button 2 to select or open an item.
- **Scroll**
Press and hold the dotted scroll bar 3 while applying horizontal or vertical pressure to the pointing stick.
- **Right-click**
Press the right-click button 4 to display a shortcut menu.

Trackpad



- **Point**
Slide one finger across the trackpad surface to move the pointer.
- **Left-click**
Press the left-click zone 1 to select or open an item.
- **Scroll**
Put two fingers on the trackpad and move them in the vertical or horizontal direction.
- **Right-click**
Press the right-click zone 2 to display a shortcut menu.

For more information about using the trackpad touch gestures, refer to the *User Guide* of your computer.

Read this documentation before using your computer



This documentation provides critical safety and regulatory information for Lenovo computers.

Safety information



Plastic bag notice

DANGER
Plastic bags can be dangerous. Keep plastic bags away from babies and children to avoid danger of suffocation.

General battery notice

DANGER
Batteries supplied by Lenovo for use with your product have been tested for compatibility and should only be replaced with approved parts. A battery other than the one specified by Lenovo, or a disassembled or modified battery is not covered by the warranty.
Battery abuse or mishandling can cause overheating, liquid leakage, or an explosion. To avoid possible injury, do the following:
• Do not open, disassemble, or service any battery.

- Do not crush or puncture the battery.
- Do not short-circuit the battery, or expose it to water or other liquids.
- Keep the battery away from children.
- Keep the battery away from fire.

Stop using the battery if it is damaged, or if you notice any discharge or the buildup of foreign materials on the battery leads.

Store the rechargeable batteries or products containing the rechargeable batteries at room temperature, charged to approximately 30 to 50% of capacity. We recommend that the batteries be charged about once per year to prevent overdischarge.

Do not put the battery in trash that is disposed of in landfills. When disposing of the battery, comply with local ordinances or regulations.

Notice for removable rechargeable battery

DANGER
Only recharge the battery strictly according to instructions included in the product documentation.
If the battery is incorrectly replaced, there is danger of an explosion. The battery contains a small amount of harmful substance.

Notice for non-rechargeable coin-cell battery

DANGER
If the coin-cell battery is incorrectly replaced, there is danger of an explosion. The battery contains a small amount of harmful substance. Do not heat to more than 100°C (212°F).

The following statement applies to users in the state of California, U.S.A.
California Perchlorate Information:

Products containing manganese dioxide lithium coin-cell batteries may contain perchlorate.
Perchlorate Material - special handling may apply, See www.dtsc.ca.gov/hazardouswaste/perchlorate

Laser safety information

CAUTION:
When laser products (such as CD-ROMs, DVD drives, fiber optic devices, or transmitters) are installed, note the following:

Do not remove the covers. Removing the covers of the laser product could result in exposure to hazardous laser radiation. There are no serviceable parts inside the device.

Use of controls or adjustments or performance of procedures other than

those specified herein might result in hazardous radiation exposure.

DANGER
Some laser products contain an embedded Class 3B laser diode. Note the following:
Laser radiation when open. Do not stare into the beam, do not view directly with optical instruments, and avoid direct exposure to the beam.

Using headphones or earphones

CAUTION:
Excessive sound pressure from earphones and headphones can cause hearing loss. Adjustment of the equalizer to maximum increases the earphone and headphone output voltage and the sound pressure level. Therefore, to protect your hearing, adjust the equalizer to an appropriate level.

Excessive use of headphones or earphones for a long period of time at high volume can be dangerous if the output of the headphone or earphone connectors do not comply with specifications of EN 50332-2. The headphone output connector of your computer complies with EN 50332-2 Sub clause 7. This specification limits the computer's maximum wide band true RMS output voltage to 150 mV. To help protect against hearing loss, ensure that the headphones

or earphones you use also comply with EN 50332-2 (Clause 7 Limits) or a wide band characteristic voltage of 75 mV. Using headphones that do not comply with EN 50332-2 can be dangerous due to excessive sound pressure levels.

If your Lenovo computer came with headphones or earphones in the package, as a set, the combination of the headphones or earphones and the computer already complies with the specifications of EN 50332-1. If different headphones or earphones are used, ensure that they comply with EN 50332-1 (Clause 6.5 Limitation Values). Using headphones that do not comply with EN 50332-1 can be dangerous due to excessive sound pressure levels.

Service, support, and warranty information

The following information describes the technical support that is available for your product during the warranty period and throughout the life of your product. Online technical support is available during the lifetime of a product at <http://www.lenovo.com/support>.

If you purchased Lenovo services, refer to the following terms and conditions for detailed information:
• For **Lenovo Warranty Service Upgrades or Extensions**, go to: <http://support.lenovo.com/lwsu>
• For **Lenovo Accidental Damage Protection Services**, go to:

<http://support.lenovo.com/ladps>

Warranty Information

Lenovo provides a warranty period for your computer. To check the warranty status of your computer, go to <http://www.lenovo.com/warranty-status>, and then follow the instructions on the screen.

Your computer is covered by the terms of the Lenovo Limited Warranty (LLW), version L505-0010-02 08/2011. The LLW is displayed on your computer during the initial setup. If you cannot view the LLW either from your computer or from the Web site (http://www.lenovo.com/warranty/llw_02), contact your local Lenovo office or reseller to obtain a printed version.

After the initial setup has been completed, you can view the warranty information from your computer by doing the following:

- Windows 10:**
1. Open the Start menu and then click **Lenovo Companion**.
- 2. Click **SUPPORT**. The warranty information is listed in the **WARRANTY & SERVICES** section.

Windows 7:
From the Windows desktop, click **Start** → **All Programs** → **Lenovo Device Experience** → **Lenovo Warranty**.

Recovery solutions

Your computer might not come with a Windows recovery disc set or USB key. To restore the Microsoft® Windows operating system, see the recovery information in the *User Guide*. See "Accessing your *User Guide*" later in this document for additional information.

Accessing your User Guide

Your *User Guide* contains detailed information about your computer. To access your *User Guide*, do the following:

- Windows 10:**
1. Open the Start menu and then click **Lenovo Companion**.
- 2. Click **View User Guide** in the **SUPPORT** section.

- Windows 7:**
1. From the Windows desktop, click **Start** and then click **Help and Support**. The Windows Help and Support window opens.
- 2. Click **Lenovo User Guide**.

Lenovo makes constant improvements to the *User Guide* of your computer. To ensure that you have the up-to-date information of your computer, see "Downloading publications" for information about downloading the latest *User Guide*.

Downloading publications

Electronic versions of your computer publications are available from the Lenovo Support Web site. To download the publications for your computer, go to: <http://www.lenovo.com/support>

Downloading drivers

The latest drivers for your computer are available from the Lenovo Support Web site. To download the latest drivers for your computer, go to: <http://www.lenovo.com/support>

Customer Replaceable Units

Customer Replaceable Units (CRUs) are parts that can be upgraded or replaced by the customer. To view the instructions on replacing the CRUs, see the respective section in the *User Guide*. See "Accessing your *User Guide*" for additional information.

The CRUs for your computer are listed as the following:

- Self-service CRUs**
- ac power adapter and power cord
- Battery pack
- Bottom cover
- Coin-cell battery
- Internal storage drive
- Memory module
- M.2 solid-state drive*
- Optical drive*
- TrackPoint cap
- Wireless LAN card

- Optional-service CRUs**
 - Keyboard
- * Available on some models

Worldwide telephone technical support

This section lists Lenovo Support telephone numbers. If you cannot find the support telephone number for your country or region, contact your Lenovo reseller or Lenovo marketing representative.

Before contacting a Lenovo technical

support representative, have the following information available: model and serial number, the exact wording of any error message, and a description of the problem.

Important: Telephone numbers are subject to change without notice. The most up-to-date telephone list for the Customer Support Center is always available at:
<http://www.lenovo.com/support/phone>

Country or region	Telephone number
Algeria	33-6-7348 1739 (French, Spanish)
Anguilla	1-800-426-7378 (English)
Antigua and Barbuda	1-800-426-7378 (English)
Argentina	0800-666-0011 (Spanish, English)
Armenia	0-606-90-077 (Standard charges apply) (Russian, English)
Australia	1-800-041-267 (English)
Austria	0810-100-654 (German)
Bahamas	1-800-426-7378 (English)
Bahrain	Kanoo IT: 00-973-1771-1722 Bahrain Business Machine LLC: 00-973-1758-4302 (Arabic, English)
Bangladesh	AWSP Flora Limited:

Country or region	Telephone number
	70-200-6853 88-0171-000-0000 (Mobile) <div>Email: hasan_reaz@globalbrand.com.bd</div>
Barbados	02-339-36-11 (Warranty service and support) (Dutch, French) 1-800-426-7378 (English)
Belarus	8-256-400-184 (Standard charges apply) (Russian, English)
Bermuda	1-800-426-7378 (English)
Bolivia	0800-10-0189 (Spanish)
Bosnia and Herzegovina	387-3356-3170 (Bosnian)
Brazil	Calls made from within the Sao Paulo region: 11-3889-8986 <p>Calls made from outside the Sao Paulo region: 0800-701-4815 (Portuguese)</p>
Brunei Darussalam	Dial 800-1111, and then dial 866-273-5446 (Bahasa Melayu, English)
Canada	1-800-565-3344 (English, French)
Cayman Islands	1-800-426-7378 (English)
Chile	800-361-213 (Spanish)
China	Technical Support Line: 400-100-6000 (Mandarin)
Colombia	01-800-912-3021 (Spanish)
Costa Rica	0-800-011-1029 (Spanish)
Croatia	385-1-3033-120 (Hrvatski)
Cyprus	800-92537 (Greek)
Czech Republic	800-353-637 (Czech)
Denmark	7010-5150 (Warranty service and support) (Danish)
Dominican Republic	1-866-434-2080 (Spanish)
Ecuador	1-800-426911-OPCION 4 (Spanish)
Egypt	Primary: 0800-0000-850 <p>Secondary: 0800-0000-744 (Arabic, English)</p>
El Salvador	800-6264 (English)
Estonia	372-66-00-800 (Estonian, Russian, English)
Finland	358-800-1-4260 (Warranty service and support) (Finnish)
France	33-243-166-035 (Warranty service and support) (French)
Georgia	995-706-777-826 (Standard charges apply) (Russian, English)
Germany	0800-500-4618 (Toll Free) (Warranty service and support) (German)
Greece	Lenovo authorized warranty service provider (Greek)
Grenada	1-800-426-7378 (English)
Guatemala	999-9190 (Spanish)

Country or region	Telephone number
Honduras	800-0123 (Spanish)
Hong Kong	(852) 3516-8977 (Cantonese, English, Mandarin)
Hungary	+36-13-825-716 (English, Hungarian)
India	(Primary) 1800-419-4666 (Tata) (Secondary) 1800-3000-8465 (Reliance) <div>Email: commercialts@lenovo.com (English, Hindi)</div>
Indonesia	1-803-442-425 <p>62 213-002-1090 (Standard charges apply) (English, Bahasa Indonesia)</p>
Ireland	1-890-928-860 (English)
Italy	39-800-820-094 (Warranty service and support) (Italian)
Jamaica	1-800-426-7378 (English)
Japan	0120-000-817 (Japanese, English)
Jordan	Jordan Business Systems: 00-962-6-500-0999 Ext 713/127 <p>General Computer & Electronic (GCE): 00-962-6-551-3879 (Arabic, English)</p>
Kazakhstan	77-273-231-427 (Standard charges apply) (Russian, English)
Kenya	080-0733-256 (English)
Korea	1670-0088 (Standard charges apply) (Korean)
Kuwait	Easa Hussain Al Youusif: 00-965-2244-5280 <p>AM. KHORAFI: 00-965-2200-1100 1127 Khorafi Business Machines (KBM): 00-965-2259-4611 Diyar United Company: 00-965-4378-383 <p>Redington Kuwait: 00-965-2433-3203; 2545-6250 / 2545-6251 (Arabic, English)</p></p>
Latvia	371-6707-0360 (Latvian, Russian, English)
Lebanon	Quantech: 00-961-1999-500 <p>Computer Business Machine (CBM): 00-961-1680-180 <p>El Haceb S.A.L: 00-961-1771-300 (Arabic, English, French)</p></p>
Lithuania	370 5278 6602 (Lithuanian, Russian, English)
Luxembourg	352-360-385-222 (French)
Macao	0800-807 / (852) 3071-3559 (Cantonese, English, Mandarin)
Macedonia	389-2309-625 (Macedonian)
Malaysia	1-800-88-0013 <p>03-7724-8023 (Standard charges apply) (English)</p>

Country or region	Telephone number
Malta	356-21-445-566 (English, Italian, Maltese, Arabic)
Mexico	001-866-434-2080 (Spanish)
Moldova	0-602-23-433 (Standard charges apply) (Russian, English)
Morocco	212-5-22-509-35 (Arabic)
Nepal	977-1-423-3501 (Hunting), 977-980-113-3667 (Mobile)
Netherlands	020-513-3939 (Dutch)
New Zealand	0508-770-506 (English)
Nicaragua	001-800-220-2282 (Spanish)
Nigeria	070-8060-1481 (English)
Norway	8152-1550 (Norwegian)
Oman	Khimji Ramdas Computer Communication Systems: 00-968-2469-6255 <p>Overseas Business Machines (OBM): 00-968-2460-1072, 2460-5018 <p>Gulf Business Machines Services (GBMS): 00-968-2455-9831</p></p>
Pakistan	International Office Products (pvt) Ltd.: 00-92-212-422-569 <p>00-92-213-241-2023 <p>Selling Business Systems: 00-92-21-568-9823</p></p>
Panama	001-866-434 (Lenovo Customer Support Center-toll free) (Spanish)
Paraguay	009-800-52-10026 (Spanish)
Peru	0-800-50-866 OPCION 2 (Spanish)
Philippines	+48-22-295-4950 <p>+48-22-116-8656 (Tagalog, English)</p>
Poland	+48-22-295-4950 <p>+48-22-116-8656 (Polish, English)</p>
Portugal	808-225-115 (Standard charges apply) (Portuguese)
Qatar	Al Mana Computer Services: 00-9744-4489-966 (ext. 1992) <p>Qatar Computer Services W.L.L.: 00-9744-4441-212 (Arabic)</p>
Romania	MB Distribution: +4021-231-79-88, <p>MBL Computers: +4021-204-67-34, <p>Sysco: +4021-323-72-52, <p>Asseco See: +4021-206-45-00, <p>Net Brinel: +40264-41-46-10, <p>Eta2U: +40256-27-75-77, <p>S&T Romania: +4021-208-58-00 (Romanian)</p></p></p></p></p></p>
Russia	7-499-705-6204 <p>7-495-240-8558 (Standard charges apply)</p>

Country or region	Telephone number
	(Russian)
Saint Kitts and Nevis	1-800-426-7378 (English)
Saint Lucia	1-800-426-7378 (English)
Saudi Arabia	800-84-451-28 (Standard charges apply) (Arabic)
Singapore	6818-5315 (Standard charges apply) (Standard charges apply) 1-800-415-5529 (English, Mandarin, Bahasa Malaysia)
Slovakia	020-513-3939 (Slovak)
Slovenia	386-1-2005-60 (Slovenian)
South Africa	0800-110-756 (English)
Spain	917-147-833 (Spanish)
Sri Lanka	9477-7357-123 (Sumathi Information systems) (English)
Sweden	077-117-1040 (Warranty service and support) (Swedish)
Switzerland	0800-55-54-54 (Warranty service and support) (German, French, Italian)
Taiwan	0800-000-702 (Mandarin)
Thailand	001-800-4415-734 (+662) 787-3067 (Standard charges apply) (Thai, English)
Tortola	1-800-426 7378 (English)
Turkey	444-04-26 (Turkish)
Turks and Caicos	1-800-426-7378 (English)
Ukraine	044-362-42-81 (Standard charges apply) <p>089-320-24-92 (Standard charges apply) (Ukraine, Russian, English)</p>
United Arab Emirates	8000-3570-2810 (Standard charges apply) (Arabic)
United Kingdom	0333-777-3991 (National Rate) (English)
United States	1-800-426-7378 (English)
Uruguay	000-411-005-6649 (Spanish)
Venezuela	0-800-100-2011 (Spanish)
Vietnam	120-11072 (Toll Free) <p>84-8-4458-1042 (Standard charges apply)</p>
Yemen	Al Khirbash and Agencies: 00-967-1209-8278 <p>Yemen Business Machines (YBM): 00-967-3-213324 <p>00-967-3-214655 <p>00-967-3-213909 (Arabic)</p></p></p>

Lenovo product service information for Taiwan

委製商/進口商名稱：荷蘭商聯想股份有限公司台灣分公司

進口商地址：台北市內湖區堤頂大道 2 段 89 號 5 樓

進口商電話：0800-000-702（代表號）

Recycling and environmental information

Lenovo encourages owners of information technology (IT) equipment to responsibly


recycle their equipment when it is no longer needed. Lenovo offers a variety of programs and services to assist equipment owners in recycling their IT products.

For information on recycling Lenovo products, go to: http://www.lenovo.com/recycling

For additional recycling and environmental statements, refer to your *User Guide*. See “Accessing your *User Guide*” for details.

The latest environmental information about our products is available at: http://www.lenovo.com/ecodeclaration

Important battery and WEEE information

	Batteries and electrical and electronic equipment marked with the symbol of a crossed-out wheeled bin may not be disposed as unsorted municipal waste. Batteries and waste of electrical and electronic equipment (WEEE) shall be treated separately using the collection framework available to customers for the return, recycling, and treatment of batteries and WEEE. When possible, remove and isolate batteries from WEEE prior to placing WEEE in the waste collection stream. Batteries are to be collected separately using the framework available for the return, recycling, and treatment of batteries and accumulators. Country-specific information is available at: http://www.lenovo.com/recycling
---	--

Recycling information for Japan

日本でのリサイクルまたは廃棄についての詳細は、Web サイト Http://www.lenovo.com/recycling/japan を参照してください。

Recycling information for China

《废弃电器电子产品回收处理管理条例》提示性说明

联想鼓励拥有联想品牌产品的用户当不再需要此类产品时，遵守国家废弃电器电子产品回收处理相关法律法规，将其交给当地具有国家认可的回收处理资质的厂商进行回收处理。更多回收服务信息，请点击进入 http://support.lenovo.com.cn/activity/551.htm。

Restriction of Hazardous Substances (RoHS) Directive European Union RoHS

This Lenovo product, with included parts (cables, cords, and so on) meets the requirements of Directive 2011/65/EU on the restriction of the use of certain hazardous substances in electrical and electronic equipment (“RoHS recast” or “RoHS 2”).

For more information about Lenovo worldwide compliance on RoHS, go to: http://www.lenovo.com/social_responsibility/us/en/RoHS_Communication.pdf

Turkish RoHS

The Lenovo product meets the requirements of the Republic of Turkey Directive on the Restriction of the Use of Certain Hazardous Substances in Waste Electrical and Electronic Equipment (WEEE).

Türkiye AEEE Yönetmeliğine Uygunluk Beyanı

Bu Lenovo ürünü, T.C. Çevre ve Orman Bakanlığı'nın "Atık Elektrik ve Elektronik Eşyalarıda Bazı Zararlı Maddelerin Kullanımının Sınırlanırılmasına Dair Yönetmelik (AEEE)" direktiflerine uygundur.

AEEE Yönetmeliğine Uygundur.

Ukraine RoHS

Цим підтверджуємо, що продукція Леново відповідає вимогам нормативних актів України, які обмежують вміст небезпечних речовин

India RoHS


RoHS compliant as per E-Waste (Management & Handling) Rules.

China RoHS

The information in the following table is applicable for products manufactured on or after January 1, 2015 for sale in the People’s Republic of China.

部件名称	铅 (Pb)	汞 (Hg)	镉 (Cd)	六价铬 (Cr(VI))	多溴联苯 (PBB)	多溴联苯醚 (PBDE)
印刷电路板组件	X	O	O	O	O	O
硬盘	X	O	O	O	O	O
光驱	X	O	O	O	O	O
LCD 面板 (LED 背光源)	X	O	O	O	O	O
键盘	X	O	O	O	O	O
内存	X	O	O	O	O	O
电池	X	O	O	O	O	O
电源适配器	X	O	O	O	O	O
底壳、顶盖和扬声器	X	O	O	O	O	O

注：
本表依据SJ/T 11364的规定编制。
O：表示该有害物质在该部件所有均质材料中的含量均在GB/T 26572标准规定的限量要求以下。
X：表示该有害物质至少在该部件的某一均质材料中的含量超出GB/T 26572标准规定的限量要求。
标记“X”的部件，皆因全球技术发展水平限制而无法实现有害物质的替代。
印刷电路板组件包括印刷电路板(PCB)及其组件、集成电路（IC）和连接器。某些型号的产品可能不包含上表中的某些部件，请以实际购买机型为准。

	图示： 在中华人民共和国境内销售的电子信息产品上将印有“环保使用期限”（EUPP）符号。圆圈中的数字代表产品的正常环保使用期限。
---	---

Compliance information

The latest compliance information is available at: http://www.lenovo.com/compliance

Electronic emission notices

This device has been tested and found to comply with the limits for a Class B digital device. The *User Guide* for this product provides the complete Class B compliance statements that are applicable for this device. See “Accessing your *User Guide*” for additional information.

Korean Class B compliance statement

B급 기기(가정용 방송통신기자재)
이 기기는 가정용(B급) 전자파적합기기로서 주로 가정에서 사용하는 것을 목적으로 하며, 모든 지역에서 사용할 수 있습니다.

European Union conformity

EU contact:
Lenovo, Einsteinova 21, 851 01 Bratislava, Slovakia

CE

Compliance to Directives for Information Technology Equipment (ITE) and Radio Equipment

Models without a radio device: This product is in conformity with the protection requirements of EU Council Directive 2014/30/EU on the approximation of the laws of the Member States relating to electromagnetic compatibility. The full compliance statement is located in the User Guide. See “Accessing your *User Guide*” in this document for additional information.

Models with a radio device: This product is in compliance with the essential requirements and other relevant provisions of the EU Council Radio and Telecommunications Terminal Equipment (R&TTE) Directive, 1999/5/EC. The Declaration of Conformity information related to the wireless function is located in the Regulatory Notice, which you can download from the Lenovo Support Web site. See “Downloading publications” in this document for additional information.

Note: R&TTE 1999/5/EC remains in force during the transition period of Radio Equipment Directive (RED) 2014/53/EU until 12 June, 2017. After then, RED 2014/53/EU will take the place of R&TTE 1999/5/EC.

In addition, the product EU DoC can be obtained from the following location: http://www.lenovo.com/compliance

Wireless-radio compliance information

Computer models equipped with wireless communications comply with the radio frequency and safety standards of any country or region in which it has been approved for wireless use.

Besides this document, ensure that you read the Regulatory Notice for your country or region before using the wireless devices contained in your computer. To obtain a PDF version of the Regulatory Notice, see “Downloading publications” in this document.

Brazil wireless-radio compliance information

Este equipamento opera em caráter secundário, isto é, não tem direito a proteção contra interferência prejudicial, mesmo de estações do mesmo tipo, e não pode causar interferência a sistemas operando em caráter primário.

This equipment is a secondary type device, that is, it is not protected against harmful interference, even if the interference is caused by a device of the same type, and it also cannot cause any interference to primary type devices.

Mexico wireless-radio compliance information

Advertencia: En Mexico la operación de este equipo está sujeta a las siguientes dos condiciones: (1) es posible que este equipo o dispositivo no cause interferencia perjudicial y (2) este equipo o dispositivo debe aceptar cualquier interferencia, incluyendo la que pueda causar su operación no deseada.

Singapore wireless-radio compliance information

Complies with IMDA Standards DB102306

Korean wireless-radio compliance information

기기 준수 사항

무선설비 전파 혼신 (사용주파수 2400 ~ 2483.5 , 5725 ~ 5825 무선제품해당)

해당 무선설비가 전파혼신 가능성이 있으므로 인명안전과 관련된 서비스는 할 수 없음

SAR 정보

본 장치는 전파 노출에 대한 가이드라인을 충족합니다.

본 장치는 국제 가이드라인으로 권장되는 전파 노출에 대한 제한을 초과하지 않도록 설계되었습니다. 장치 액세서리 및 최신 부품을 사용할 경우 SAR 값이 달라질 수 있습니다. SAR 값은 국가 보고 및 테스트 요구 사항과 네트워크 대역에 따라 다를 수 있습니다. 본 장치는 사람의 신체에서 10mm 이상의 거리에서 사용할 수 있습니다.

Additional compliance information

Brazil audio notice

Ouvir sons com mais de 85 decibéis por longos períodos pode provocar danos ao sistema auditivo.


Eurasian compliance mark



California BC mark



ENERGY STAR

	Select models conform to ENERGY STAR® requirements. Additional ENERGY STAR information is in your <i>User Guide</i> . See “Accessing your <i>User Guide</i> ”.
---	--

Third Edition (January 2017)

© Copyright Lenovo 2016, 2017.

LIMITED AND RESTRICTED RIGHTS NOTICE: If data or software is delivered pursuant to a General Services Administration “GSA” contract, use, reproduction, or disclosure is subject to restrictions set forth in Contract No. GS-35F-05925.

Lenovo, the Lenovo logo, ThinkPad, the ThinkPad logo, and TrackPoint are trademarks of Lenovo in the United States, other countries, or both. Microsoft, and Windows are trademarks of the Microsoft group of companies.

Other company, product, or service names may be trademarks or service marks of others.

Reduce | Reuse | Recycle

