



Lenovo TAB 2 A7

Safety, Warranty & Quick Start Guide V1.0

Lenovo TAB 2 A7-10F

Lenovo TAB 2 A7-20F

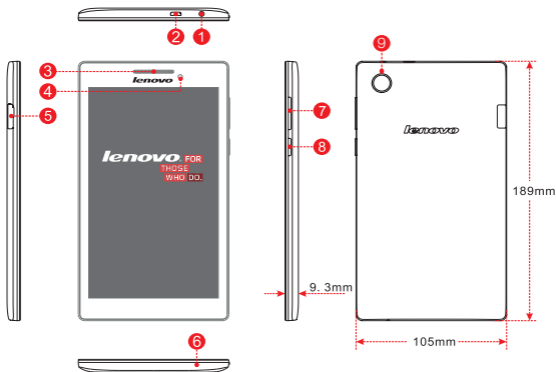
 Read this guide carefully before using your Lenovo TAB 2 A7.

Technical specifications

Lenovo TAB 2 A7	
Model & version	Model: Lenovo TAB 2 A7-10F Version: WLAN
	Model: Lenovo TAB 2 A7-20F Version: WLAN
System	Android
Weight	Weight: 280 g
CPU	MT8127
Camera	0.3M (front) + ②2M (rear)
Battery	3450 mAh
Display	Size: 17.78 cm (7 inches) Resolution: 1024 × 600
Wireless communication	Bluetooth 4.0 WLAN 802.11 b/g/n GPS

- ① Depending on the measuring method, the dimensions and weight might vary slightly.
- ② Only Lenovo TAB 2 A7-20F has a rear camera.

First glance



1 Earphone jack

2 Micro USB

3 Speaker

4 Front camera

5 MicroSD card slot

6 Microphone

7 Volume key

8 On/Off button

9 *Rear camera

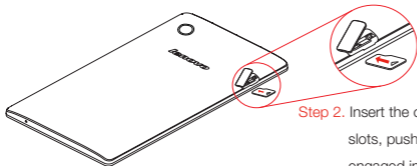
 *Only Lenovo TAB 2 A7-20F has a rear camera.

Preparing your Lenovo TAB 2 A7

Install the MicroSD card as shown.



Step 1. Open the card-slot door.



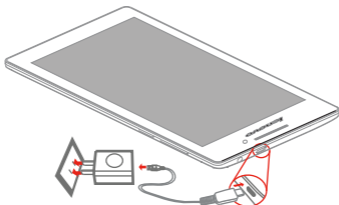
Step 2. Insert the card into the respective slots, push the cards until they are engaged in place.



Step 3. Close the card-slot door.

Starting to use your Lenovo TAB 2 A7

Before using your Lenovo TAB 2 A7, you might need to charge the battery. Charge the battery as shown.



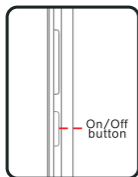
Connect your Lenovo TAB 2 A7 to a power outlet using the included cable and USB power adapter.

 Low battery

 Fully charged

 Charging

Turning on/off



Turn on: Press and hold the On/Off button until the Lenovo logo appears.

Turn off: Press and hold the On/Off button for a few seconds, tap **Power off** and then tap **OK**.

Taking screenshots

Press and hold the On/Off button and the volume down button at the same time.

Read before using your tablet

The following sections provide critical safety and regulatory information for Lenovo tablets and instructions on how to access electronic versions of the publications developed for your tablet.

Read first-Regulatory information

Device models equipped with wireless communications comply with the radio frequency and safety standards of any country or region in which it has been approved for wireless use. In addition, if your product contains a telecom modem, it complies with the requirements for connection to the telephone network in your country.

Be sure to read the **Regulatory Notice** for your country or region before using the wireless devices contained in your device. To obtain a PDF version of the **Regulatory Notice**, refer to the "**Downloading publications**" section below.

Downloading publications

Electronic versions of your publications are available from the <http://support.lenovo.com>. To download the publications for your device, go to <http://support.lenovo.com> and follow the instructions on the screen.

Accessing your User Guide

Your **User Guide** contains detailed information about your device. To access your **User Guide**, go to <http://support.lenovo.com> and follow the instructions on the screen.

Service and Support information

The following information describes the technical support that is available for your product, during the warranty period or throughout the life of your product. Refer to the Lenovo Limited Warranty for a full explanation of Lenovo warranty terms. See "Lenovo Limited Warranty notice" later in this document for details on accessing the full warranty.

Online technical support

Online technical support is available during the lifetime of a product at <http://www.lenovo.com/support>.

Telephone technical support

You can get help and information from the Customer Support Center by telephone. Before contacting a Lenovo technical support representative, please have the following information available: model and serial number, the exact wording of any error message, and a description of the problem.

Your technical support representative might want to walk you through the problem while you are at your device during the call.

Worldwide Lenovo Support telephone list

Important: Telephone numbers are subject to change without notice. The most up-to-date telephone list for the Customer Support Center is always available at <http://www.lenovo.com/support/phone>.

If the telephone number for your country or region is not listed, contact your Lenovo reseller or Lenovo marketing representative.

Important safety and handling information

Plastic bag notice

DANGER:

Plastic bags can be dangerous. Keep plastic bags away from babies and children to avoid danger of suffocation.

Built-in rechargeable battery notice

DANGER:

Do not attempt to replace the internal rechargeable lithium ion battery. Contact Lenovo Support for factory replacement.

Polyvinyl Chloride (PVC) cable and cord notice

WARNING: Handling the cord on this product or cords associated with accessories sold with this product will expose you to lead, a chemical known to the State of California to cause cancer, and birth defects or other reproductive harm. Wash hands after handling.

Prevent hearing damage

Your device has a headphone connector. Always use the headphone connector for headphones (also called a headset) or earphones.

CAUTION:

Excessive sound pressure from earphones and headphones can cause hearing loss. Adjustment of the equalizer to maximum increases the earphone and headphone output voltage and the sound pressure level. Therefore, to protect your hearing, adjust the equalizer to an appropriate level.

Excessive use of headphones or earphones for a long period of time at high volume can be dangerous if the output of the headphone or earphone connectors do not comply with specifications of EN 50332-2.

The headphone output connector of your device complies with EN 50332-2 Sub clause 7. This specification limits the device's maximum wide band true RMS output voltage to 150 mV. To help protect against hearing loss, ensure that the headphones or earphones you use also comply with EN 50332-2 (Clause 7 limits) for a wide band characteristic voltage of 75 mV. Using headphones that do not comply with EN 50332-2 can be dangerous due to excessive sound pressure levels.

If your device came with headphones or earphones in the package, as a set, the combination of the headphones or earphones and the device already complies with the specifications of EN 50332-1. If different headphones or earphones are used, ensure that they comply with EN 50332-1 (Clause 6.5 Limitation Values). Using headphones that do not comply with EN 50332-1 can be dangerous due to excessive sound pressure levels.

Sound pressure warning statement

For the device that is tested in accordance with EN 60950-1:2006+A11:2009+A1:2010+A12:2011, it is mandatory to perform audio tests for EN50332.

This device has been tested to comply with the Sound Pressure Level requirement laid down in the applicable EN 50332-1 and/or EN 50332-2 standards. Permanent hearing loss may occur if earphones or headphones are used at high volume for prolonged periods of time.



Warning statement:

To prevent possible hearing damage, do not listen at high volume levels for a long period of time.

Warranty information

Lenovo Limited Warranty notice

This product is covered by the terms of the Lenovo Limited Warranty, version L505-0010-02 08/2011. Read the Lenovo Limited Warranty (LLW) at http://www.lenovo.com/warranty/llw_02. You can view the LLW in a number of languages from this Web site. If you cannot view the LLW from the Web site, contact your local Lenovo office or reseller to obtain a printed version of the LLW.

Lenovo TAB 2 A7

Model & Version

Model	Version
Lenovo TAB 2 A7-10F	WLAN
Lenovo TAB 2 A7-20F	WLAN

Warranty period and type of Warranty service

Country or Region Purchase	Warranty Period	Type of Warranty Service
France, Germany, Italy, Austria, United Kingdom, Israel, Australia, New Zealand	parts and labor - 1 year Battery Pack - 1 year	1,3
Guatemala, Costa Rica, Venezuela, Peru, Uruguay, Ecuador, Colombia, Chile, Argentina, Indonesia, Vietnam, India, Malaysia, Thailand, Philippines, Singapore, Hong Kong, El Salvador	parts and labor - 1 year Battery Pack - 1 year	1,4
Russia, Ukraine, Egypt, Lebanon, Morocco, South Africa, Tunisia, Mauritius, Mozambique, United Arab Emirates, Jordan, Kenya, Nigeria, Uganda, Ghana, Oman, Tanzania, Namibia	parts and labor - 1 year Battery Pack - 1 year	4
Poland, United States of America, Canada, Mexico, Japan	parts and labor - 1 year Battery Pack - 1 year	1,5
Panama	Parts and labor - 1 year Battery Pack - 1 year	2,4
Taiwan, South Korea	parts and labor - 1 year Battery Pack - 1 year	3,4
Brazil	parts and labor - 1 year Battery Pack - 1 year	2,5
Spain, Switzerland, Portugal, Netherlands, Belgium, Sweden, Denmark, Norway, Finland, Estonia, Latvia, Lithuania, Iceland	parts and labor - 2 years Battery Pack - 1 year	1,3
Czech Republic, Hungary, Romania, Bulgaria, Greece, Croatia, Slovenia, Slovakia, Cyprus	parts and labor - 2 years Battery Pack - 1 year	1,5
Turkey	parts and labor - 2 years Battery Pack - 1 year	3,4
Saudi Arabia	parts and labor - 2 years Battery Pack - 1 year	4
Serbia	parts and labor - 2 years Battery Pack - 1 year	1,4

* Excludes some components. 90-day limited warranty for power adapters, keyboards, plastics and hinges.

Types of Warranty Service

1. Customer Replaceable Unit ("CRU") Service
2. On-site Service

- Courier or Depot Service
- Customer Carry-In Service
- Mail-in Service
- Customer Two-Way Mail-in Service
- Product Exchange Service

For a full explanation of the types of warranty service, refer to the full warranty. See "**Lenovo Limited Warranty notice**" for details on accessing the full warranty.

Environmental, recycling, and disposal information

General recycling statement

Lenovo encourages owners of information technology (IT) equipment to responsibly recycle their equipment when it is no longer needed. Lenovo offers a variety of programs and services to assist equipment owners in recycling their IT products. For information on recycling Lenovo products, go to: <http://www.lenovo.com/recycling>.

Important WEEE Information



Electrical and electronic equipment marked with the symbol of a crossed-out wheeled bin may not be disposed as unsorted municipal waste. Waste of electrical and electronic equipment (WEEE) shall be treated separately using the collection framework available to customers for the return, recycling, and treatment of WEEE.

Country-specific information is available at:
<http://www.lenovo.com/recycling>.

Recycling information for Japan

Recycling and disposal information for Japan is available at:
<http://www.lenovo.com/recycling/japan>.

Additional recycling statements

Additional information about recycling device components and batteries is in your **User Guide**. See "**Accessing your User Guide**" for details.

Battery recycling marks

The battery recycling information of Taiwan



廢電池請回收

For better environmental protection, waste batteries should be collected separately for recycling or special disposal.

Battery recycling Information for the United States and Canada



US & Canada Only

Battery recycling information for the European Union



Energy efficiency mark



Restriction of Hazardous Substances Directive (RoHS)

Turkish

The Lenovo product meets the requirements of the Republic of Turkey Directive on the Restriction of the Use of Certain Hazardous Substances in Electrical and Electronic Equipment (EEE).

Türkiye EEE Yönetmeliğine Uygunluk Beyanı

Bu Lenovo ürünü, T.C. Çevre ve Orman Bakanlığı'nın "Elektrik ve Elektronik Eşyalarda Bazı Zararlı Maddelerin Kullanımının Sınırlandırılmasına Dair Yönetmelik (EEE)" direktiflerine uygundur. EEE Yönetmeliğine Uygundur.

Ukraine

Цим підтверджуємо, що продукція Леново відповідає вимогам нормативних актів України, які обмежують вміст небезпечних речовин

India

RoHS compliant as per E-Waste (Management & Handling) Rules, 2011.

European Union

Lenovo products sold in the European Union, on or after 3 January 2013 meet the requirements of Directive 2011/65/EU on the restriction of the use of certain hazardous substances in electrical and electronic equipment ("RoHS recast" or "RoHS 2").

For more information about Lenovo progress on RoHS, go to:

http://www.lenovo.com/social_responsibility/us/en/RoHS_Communication.pdf

Notice for users in Mexico

La operación de este equipo está sujeta a las siguientes dos condiciones: (1) es posible que este equipo o dispositivo no cause interferencia perjudicial y (2) este equipo o dispositivo debe aceptar cualquier interferencia, incluyendo la que pueda causar su operación no deseada.

EurAsia compliance mark



Learning more

To learn more information about your Lenovo TAB 2 A7 functions, refer to the "User Guide" from the Browser favorites in your Lenovo TAB 2 A7. To obtain the "Regulatory Notices", go to <http://support.lenovo.com/>.

Getting support

For support on network service and billing, contact your wireless network operator. For instructions on how to use your Lenovo TAB 2 A7, go to <http://support.lenovo.com/>.

European Union conformity

CE 0560

Radio and Telecommunications Terminal Equipment Directive

This product is in compliance with the essential requirements and other relevant provisions of the Radio and Telecommunications Terminal Equipment Directive, 1999/5/EC.

Legal notices

Lenovo and the Lenovo logo are trademarks of Lenovo in the United States, other countries, or both.

Other company, product, or service names may be trademarks or service marks of others.

Manufactured under license from Dolby Laboratories. Dolby and the double-D symbol are trademarks of Dolby Laboratories.

LIMITED AND RESTRICTED RIGHTS NOTICE: If data or software is delivered pursuant a General Services Administration "GSA" contract, use, reproduction, or disclosure is subject to restrictions set forth in Contract No. GS-35F-05925.

First Edition (June 2015)
© Copyright Lenovo 2015.

Reduce | Reuse | Recycle



1303-01518
Printed in China



No. 68 Building, 199 Fenju Road, Wai Gao Qiao FTZ , Shanghai , China

Date: **June 26, 2015**

Declaration of Conformity

We, **Lenovo (Shanghai) Electronics Technology Co., Ltd.**,

Address: No. 68 Building, 199 Fenju Road, Wai Gao Qiao FTZ , Shanghai , China

Declare under our own responsibility that the product:

Model Name: Lenovo TAB 2 A7-20F

Intended use: Portable Tablet Computer

Complies with the essential requirements of Article 3 of the R&TTE 1999/5/EC Directive, if used for its intended use and that the following standards have been applied:

1. Health (Article 3.1(a) of the R&TTE Directive)

Applied Standard(s):

- EN 50566: 2013 / AC:2014
- EN 62209-2 : 2010
- EN 62479 : 2010

2. Safety (Article 3.1(a) of the R&TTE Directive)

Applied Standard(s):

- EN 60950-1: 2006 + A11: 2009 + A1: 2010 + A12: 2011
- EN 50332-1: 2013 / -2: 2013

3. Electromagnetic compatibility (Article 3.1 (b) of the R&TTE Directive)

Applied Standard(s):

- EN 301 489-1 V1.9.2 / -3 V1.6.1 / -7 V1.3.1 / -17 V2.2.1 / -24 V1.5.1

4. Radio frequency spectrum usage (Article 3.2 of the R&TTE Directive)

Applied Standard(s):

- EN 300 328 V1.8.1
- EN 300 440-1 V1.6.1 / -2 V1.4.1

Dai Lihua

Lenovo (Shanghai) Electronics Technology Co., Ltd

Tel: 0592-2166215

E-mail: dailh@lenovo.com

Federal Communication Commission Interference Statement

This device complies with Part 15 of the FCC Rules. Operation is subject to the following two conditions: (1) This device may not cause harmful interference, and (2) this device must accept any interference received, including interference that may cause undesired operation.

This equipment has been tested and found to comply with the limits for a Class B digital device, pursuant to Part 15 of the FCC Rules. These limits are designed to provide reasonable protection against harmful interference in a residential installation. This equipment generates, uses and can radiate radio frequency energy and, if not installed and used in accordance with the instructions, may cause harmful interference to radio communications. However, there is no guarantee that interference will not occur in a particular installation. If this equipment does cause harmful interference to radio or television reception, which can be determined by turning the equipment off and on, the user is encouraged to try to correct the interference by one of the following measures:

- ◆ Reorient or relocate the receiving antenna.
- ◆ Increase the separation between the equipment and receiver.
- ◆ Connect the equipment into an outlet on a circuit different from that to which the receiver is connected.
- ◆ Consult the dealer or an experienced radio/TV technician for help.

FCC Caution: Any changes or modifications not expressly approved by the party responsible for compliance could void the user's authority to operate this equipment.

This transmitter must not be co-located or operating in conjunction with any other antenna or transmitter.

Radiation Exposure Statement:

This device meets the government's requirements for exposure to radio waves. This device is designed and manufactured not to exceed the emission limits for exposure to radio frequency (RF) energy set by the Federal Communications Commission of the U.S. Government.

The exposure standard for wireless device employs a unit of measurement known as the Specific Absorption Rate, or SAR. The SAR limit set by the FCC is 1.6W/kg. *Tests for SAR are conducted using standard operating positions accepted by the FCC with the device transmitting at its highest certified power level in all tested frequency bands.

Note: The country code selection is for non-US model only and is not available to all US model. Per FCC regulation, all WiFi product marketed in US must fixed to US operation channels only.

Industry Canada statement

- ◆ This device complies with Industry Canada license-exempt RSS standard(s). Operation is subject to the following two conditions:
 - (1) this device may not cause interference, and
 - (2) this device must accept any interference, including interference that may cause undesired operation of the device.

- ◆ Le présent appareil est conforme aux CNR d'Industrie Canada applicables aux appareils radio exempts de licence. L'exploitation est autorisée aux deux conditions suivantes:
 - (1) l'appareil ne doit pas produire de brouillage, et
 - (2) l'utilisateur de l'appareil doit accepter tout brouillage radio électrique subi, même si le brouillage est susceptible d'en compromettre le fonctionnement."

- This Class B digital apparatus complies with Canadian ICES-003.
- Cet appareil numérique de la classe B est conforme à la norme NMB-003 du Canada.

- This device complies with RSS-310 of Industry Canada. Operation is subject to the condition that this device does not cause harmful interference.

- Cet appareil est conforme à la norme RSS-310 d'Industrie Canada. L'opération est soumise à la condition que cet appareil ne provoque aucune interférence nuisible.

Radiation Exposure Statement:

The product comply with the Canada portable RF exposure limit set forth for an uncontrolled environment and are safe for intended operation as described in this manual. The further RF exposure reduction can be achieved if the product can be kept as far as possible from the user body or set the device to lower output power if such function is available.

Déclaration d'exposition aux radiations:

Le produit est conforme aux limites d'exposition pour les appareils portables RF pour les Etats-Unis et le Canada établies pour un environnement non contrôlé

Le produit est sûr pour un fonctionnement tel que décrit dans ce manuel. La réduction aux expositions RF peut être augmentée si l'appareil peut être conservé aussi loin que possible du corps de l'utilisateur ou que le dispositif est réglé sur la puissance de sortie la plus faible si une telle fonction est disponible.

➤ This device and its antenna(s) must not be co-located or operating in conjunction with any other antenna or transmitter, except tested built-in radios. The Country Code Selection feature is disabled for products marketed in the US/ Canada.

➤ Cet appareil et son antenne ne doivent pas être situés ou fonctionner en conjonction avec une autre antenne ou un autre émetteur, exception faites des radios intégrés qui ont été testés. La fonction de sélection de l'indicatif du pays est désactivée pour les produits commercialisés aux États-Unis et au Canada.