



# Lenovo TAB S8-50

## Safety, Warranty & Quick Start Guide V1.0

- Read this guide carefully before using your Lenovo TAB S8-50.  
All information labeled with \* in this guide refers only to the WLAN +  
LTE model (Lenovo TAB S8-50L(C) ).

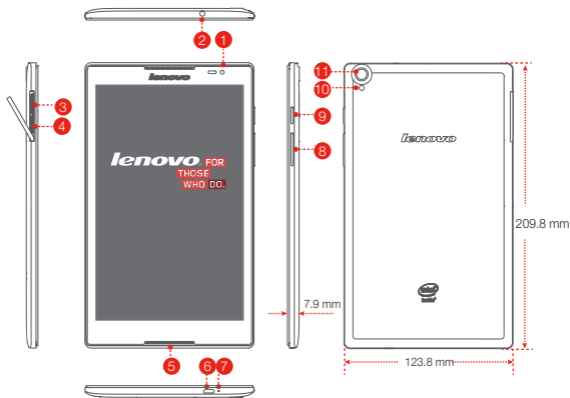
## Technical specifications

Lenovo TAB S8-50	
<b>Model &amp; version</b>	Model: Lenovo TAB S8-50F; Version: WLAN
	*Model: Lenovo TAB S8-50L; *Version: WLAN + LTE (Data only)
	*Model: Lenovo TAB S8-50LC; *Version: WLAN + LTE (Voice)
<b>System</b>	Android
<b>Ⓞ Dimensions &amp; Weight</b>	Depth: 7.9 mm (0.31 inch) Width: 123.8 mm (4.87 inches) Height: 209.8 mm (8.26 inches) Weight: 299 g
<b>CPU</b>	Intel ATOM Bay Trail-T 3745, 1.86 GHz
<b>Camera</b>	8.0 megapixels AF (back) + 1.6 megapixels HD (front)
<b>Battery</b>	4290 mAh
<b>Display</b>	Size: 8 inches Resolution: 1920 × 1200
<b>Wireless communication</b>	Bluetooth 4.0 WLAN 802.11 b/g/n GPS *LTE , WCDMA, GSM

① Depending on the measuring method, the dimensions and weight might vary slightly.

\* Your Lenovo TAB S8-50 supports LTE Band 1, 2, 3, 4, 5, 7, 8, 19 and 20. But in some countries, LTE is not supported. To know if your Lenovo TAB S8-50 works with LTE networks in your country, contact your carrier.

# First glance



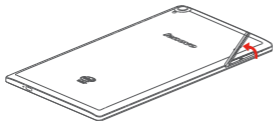
- |    |                   |    |               |   |                      |
|----|-------------------|----|---------------|---|----------------------|
| 1  | Front camera      | 2  | Earphone jack | 3 | *Micro SIM card slot |
| 4  | MicroSD card slot | 5  | Receiver      | 6 | Micro USB            |
| 7  | Microphone        | 8  | Volume key    | 9 | On/Off button        |
| 10 | LED light         | 11 | Back camera   |   |                      |

ⓘ The WLAN model ( Lenovo TAB S8-50F ) does not have a Micro SIM card slot.

## Preparing your Lenovo TAB S8-50

You can use cellular services with the WLAN + LTE model ( Lenovo TAB S8-50L(C) ) by inserting the Micro SIM card provided by your carrier.

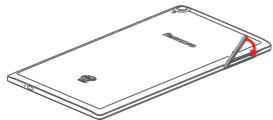
Install the Micro SIM card and the MicroSD card as shown.



**Step 1.** Open the card-slot door.



**Step 2.** Insert the cards into the respective slots, push the cards until they are engaged in place.



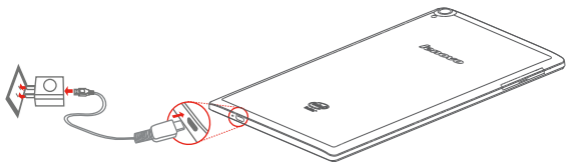
**Step 3.** Close the card-slot door.

ⓘ Only Micro SIM card works with your Lenovo TAB S8-50L(C) .


!!! DO not insert or remove the Micro SIM card while your Lenovo TAB S8-50L(C) is turned on. Doing so can permanently damage your Micro SIM card or Lenovo TAB S8-50L(C).

# Starting to use your Lenovo TAB S8-50

Before using your Lenovo TAB S8-50, you might need to charge the battery. Charge the battery as shown.



Connect your Lenovo TAB S8-50 to a power outlet using the included cable and USB power adapter.



Low battery



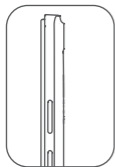
Fully charged



Charging

## Turning on/off

---



**Turn on:** Press and hold the On/Off button until the Lenovo logo appears.

**Turn off:** Press and hold the On/Off button for a few seconds, tap **Power off** and then tap **OK**.

## Taking screenshots

---

Press and hold the On/Off button and the volume down button at the same time.

## Learning more

To learn more information about your Lenovo TAB S8-50 functions, refer to the "User Guide" from the Browser favorites in your Lenovo TAB S8-50. To obtain the "Regulatory Notices", go to <http://support.lenovo.com/>.

### Getting support

For support on network service and billing, contact your wireless network operator. For instructions on how to use your Lenovo TAB S8-50, go to <http://support.lenovo.com/>.

### European Union conformity



#### Radio and Telecommunications Terminal Equipment Directive

This product is in compliance with the essential requirements and other relevant provisions of the Radio and Telecommunications Terminal Equipment Directive, 1999/5/EC.

#### Legal notices

Lenovo and the Lenovo logo are trademarks of Lenovo in the United States, other countries, or both.

Other company, product, or service names may be trademarks or service marks of others.

Manufactured under license from Dolby Laboratories. Dolby and the double-D symbol are trademarks of Dolby Laboratories.

LIMITED AND RESTRICTED RIGHTS NOTICE: If data or software is delivered pursuant a General Services Administration "GSA" contract, use, reproduction, or disclosure is subject to restrictions set forth in Contract No. GS-35F-05925.

First Edition (August 2014)

© Copyright Lenovo 2014.

**Reduce | Reuse | Recycle**



11244482-00

Printed in China

# Read before using your tablet

The following sections provide critical safety and regulatory information for Lenovo tablets and instructions on how to access electronic versions of the publications developed for your tablet.

## Read first-Regulatory information

Device models equipped with wireless communications comply with the radio frequency and safety standards of any country or region in which it has been approved for wireless use. In addition, if your product contains a telecom modem, it complies with the requirements for connection to the telephone network in your country.

Be sure to read the **Regulatory Notice** for your country or region before using the wireless devices contained in your device. To obtain a PDF version of the **Regulatory Notice**, refer to the “**Downloading publications**” section below.

## Downloading publications

Electronic versions of your publications are available from the <http://support.lenovo.com>. To download the publications for your device, go to: <http://support.lenovo.com> and follow the instructions on the screen.

## Accessing your User Guide

Your **User Guide** contains detailed information about your device. To access your **User Guide**, go to <http://support.lenovo.com> and follow the instructions on the screen.

## Service and Support information

The following information describes the technical support that is available for your product, during the warranty period or throughout the life of your product. Refer to the Lenovo Limited Warranty for a full explanation of Lenovo warranty terms. See “Lenovo Limited Warranty notice” later in this document for details on accessing the full warranty.

### Online technical support

Online technical support is available during the lifetime of a product at <http://www.lenovo.com/support>.

### Telephone technical support

You can get help and information from the Customer Support Center by telephone. Before contacting a Lenovo technical support representative, please have the following information available: model and serial number, the exact wording of any error message, and a description of the problem.

Your technical support representative might want to walk you through the problem while you are at your device during the call.

## Worldwide Lenovo Support telephone list

**Important:** Telephone numbers are subject to change without notice. The most up-to-date telephone list for the Customer Support Center is always available at <http://www.lenovo.com/support/phone>.

If the telephone number for your country or region is not listed, contact your Lenovo reseller or Lenovo marketing representative.

## Important safety and handling information

### Plastic bag notice

#### **DANGER:**

Plastic bags can be dangerous. Keep plastic bags away from babies and children to avoid danger of suffocation.

### Built-in rechargeable battery notice

#### **DANGER:**

Do not attempt to replace the internal rechargeable lithium ion battery. Contact Lenovo Support for factory replacement.

### Polyvinyl Chloride (PVC) cable and cord notice

**WARNING:** Handling the cord on this product or cords associated with accessories sold with this product will expose you to lead, a chemical known to the State of California to cause cancer, and birth defects or other reproductive harm. Wash hands after handling.

### Prevent hearing damage

Your device has a headphone connector. Always use the headphone connector for headphones (also called a headset) or earphones.

#### **CAUTION:**

**Excessive sound pressure from earphones and headphones can cause hearing loss. Adjustment of the equalizer to maximum increases the earphone and headphone output voltage and the sound pressure level. Therefore, to protect your hearing, adjust the equalizer to an appropriate level.**

Excessive use of headphones or earphones for a long period of time at high volume can be dangerous if the output of the headphone or earphone connectors do not comply with specifications of EN 50332-2.

The headphone output connector of your device complies with EN 50332-2 Sub clause 7. This specification limits the device's maximum wide band true RMS output voltage to 150 mV. To help protect against hearing loss, ensure that the headphones or earphones you use also comply with EN 50332-2 (Clause 7 limits) for a wide band characteristic voltage of 75 mV. Using headphones that do not comply with EN



50332-2 can be dangerous due to excessive sound pressure levels.

If your device came with headphones or earphones in the package, as a set, the combination of the headphones or earphones and the device already complies with the specifications of EN 50332-1. If different headphones or earphones are used, ensure that they comply with EN 50332-1 (Clause 6.5 Limitation Values). Using headphones that do not comply with EN 50332-1 can be dangerous due to excessive sound pressure levels.

### **Sound pressure warning statement**

For the device that is tested in accordance with EN 60950-1:

2006+A11:2009+A1:2010+A12:2011, it is mandatory to perform audio tests for EN50332.

This device has been tested to comply with the Sound Pressure Level requirement laid down in the applicable EN 50332-1 and/or EN 50332-2 standards. Permanent hearing loss may occur if earphones or headphones are used at high volume for prolonged periods of time.



### **Warning statement:**

To prevent possible hearing damage, do not listen at high volume levels for a long period of time.

### **Warranty information**

#### **Lenovo Limited Warranty notice**

This product is covered by the terms of the Lenovo Limited Warranty, version L505-0010-02 08/2011. Read the Lenovo Limited Warranty (LLW) at [http://www.lenovo.com/warranty/llw\\_02](http://www.lenovo.com/warranty/llw_02). You can view the LLW in a number of languages from this Web site. If you cannot view the LLW from the Web site, contact your local Lenovo office or reseller to obtain a printed version of the LLW.

### **Lenovo TAB S8-50**

#### **Model & Version**

Model	Version
Lenovo TAB S8-50F	WLAN
Lenovo TAB S8-50L	WLAN+LTE (Data only)
Lenovo TAB S8-50LC	WLAN+LTE (Voice)

## Warranty period and type of Warranty service

Country or Region Purchase	Warranty Period	Type of Warranty Service
France, Germany, Italy, Austria, United Kingdom, Israel, Australia, New Zealand	parts and labor-1 year battery pack -1 year	1, 3
Serbia, Costa Rica, Venezuela, Peru, Uruguay, Ecuador, Colombia, Chile, Argentina, Indonesia, Vietnam, India, Malaysia, Thailand, Philippines, Singapore, Hong Kong	parts and labor-1 year battery pack -1 year	1, 4
Russia, Ukraine, Egypt, Lebanon, Morocco, South Africa, Tunisia, Mauritius, Mozambique, Saudi Arabia, United Arab Emirates, Jordan, Kenya, Nigeria, Uganda, Ghana, Oman, Tanzania, Namibia	parts and labor-1 year battery pack -1 year	4
Poland, Hungary, Romania, Bulgaria, Greece, Croatia, Slovenia, Slovakia, Cyprus, United States of America, Canada, Mexico, Japan	parts and labor-1 year battery pack -1 year	1, 5
Panama	parts and labor-1 year battery pack -1 year	2, 4
Taiwan, South Korea	parts and labor-1 year battery pack -1 year	3, 4
Spain, Switzerland, Portugal, Netherlands, Belgium, Sweden, Denmark, Norway, Finland, Estonia, Latvia, Lithuania, Iceland	parts and labor-2 year battery pack -1 year	1, 3
Czech Republic	parts and labor-2 year battery pack -1 year	1, 5
Turkey	parts and labor-2 year battery pack -1 year	3, 4

\* Excludes some components. 90-day limited warranty for power adapters, keyboards, plastics and hinges.

### Types of Warranty Service

1. Customer Replaceable Unit ("CRU") Service
2. On-site Service

- Courier or Depot Service
  - Customer Carry-In Service
  - Mail-in Service
  - Customer Two-Way Mail-in Service
  - Product Exchange Service
- For a full explanation of the types of warranty service, refer to the full warranty. See **"Lenovo Limited Warranty notice"** for details on accessing the full warranty.

## Environmental, recycling, and disposal information

### General recycling statement

Lenovo encourages owners of information technology (IT) equipment to responsibly recycle their equipment when it is no longer needed. Lenovo offers a variety of programs and services to assist equipment owners in recycling their IT products. For information on recycling Lenovo products, go to: <http://www.lenovo.com/recycling>.

### Important WEEE Information



Electrical and electronic equipment marked with the symbol of a crossed-out wheeled bin may not be disposed of as unsorted municipal waste. Waste of electrical and electronic equipment (WEEE) shall be treated separately using the collection framework available to customers for the return, recycling, and treatment of WEEE.

Country-specific information is available at: <http://www.lenovo.com/recycling>.

### Recycling information for Japan

Recycling and disposal information for Japan is available at: <http://www.lenovo.com/recycling/japan>.

### Additional recycling statements

Additional information about recycling device components and batteries is in your **User Guide**. See **"Accessing your User Guide"** for details.

### Battery recycling marks

#### The battery recycling information of Taiwan



廢電池請回收

For better environmental protection, waste batteries should be collected separately for recycling or special disposal.

#### Battery recycling information for the United States and Canada



US & Canada Only

## Battery recycling information for the European Union



Energy efficiency mark



## Restriction of Hazardous Substances Directive (RoHS)

### Turkish

The Lenovo product meets the requirements of the Republic of Turkey Directive on the Restriction of the Use of Certain Hazardous Substances in Electrical and Electronic Equipment (EEE).

### Türkiye EEE Yönetmeliğine Uygunluk Beyanı

Bu Lenovo ürünü, T.C. Çevre ve Orman Bakanlığı'nın "Elektrik ve Elektronik Eşyalarda Bazı Zararlı Maddelerin Kullanımının Sınırlandırılmasına Dair Yönetmelik (EEE)" direktiflerine uygundur. EEE Yönetmeliğine Uygundur.

### Ukraine

Цим підтверджуємо, що продукція Леново відповідає вимогам нормативних актів України, які обмежують вміст небезпечних речовин

### India

RoHS compliant as per E-Waste (Management & Handling) Rules, 2011.

### European Union

Lenovo products sold in the European Union, on or after 3 January 2013 meet the requirements of Directive 2011/65/EU on the restriction of the use of certain hazardous substances in electrical and electronic equipment ("RoHS recast" or "RoHS 2").

For more information about Lenovo progress on RoHS, go to:

[http://www.lenovo.com/social\\_responsibility/us/en/RoHS\\_Communication.pdf](http://www.lenovo.com/social_responsibility/us/en/RoHS_Communication.pdf)

### Notice for users in Mexico

La operación de este equipo está sujeta a las siguientes dos condiciones: (1) es posible que este equipo o dispositivo no cause interferencia perjudicial y (2) este equipo o dispositivo debe aceptar cualquier interferencia, incluyendo la que pueda causar su operación no deseada.

### EurAsia compliance mark





## Chapter 05 Appendix

- 5-1 [Important safety and handling information](#)
- 5-2 [Electronic emission notices](#)
- 5-3 [Environmental, recycling, and disposal information](#)

### 5-1 Important safety and handling information

To avoid personal injury, property damage, or accidental damage to the product, read all of the information in this section before using the product. For additional tips to help you operate your device safely, go to: <http://www.lenovo.com/safety>.

#### Handle your device with care

Do not drop, bend, or puncture your device; do not insert foreign objects into or place heavy objects on your device. Sensitive components inside might become damaged.

Your device screen is made of glass. The glass might break if the device is dropped on a hard surface, is the subject of a high impact, or is crushed by a heavy object. If the glass chips or cracks, do not touch the broken glass or attempt to remove it from the device. Stop using the device immediately and contact Lenovo technical support for repair, replacement, or disposal information.

When using your device, keep it away from hot or high-voltage environments, such as electric appliances, electric heating equipment, or electric cooking equipment. Use your device only in the temperature range of 0°C (32°F)—40°C (104°F)(storage -20°C (-4°F)—60 °C (140°F)) to avoid damage.

#### Do not disassemble or modify your device

Your device is a sealed unit. There are no end-user serviceable parts inside. All internal repairs must be done by a Lenovo-authorized repair facility or a Lenovo-authorized technician. Attempting to open or modify your device will void the warranty.

#### Built-in rechargeable battery notice

**DANGER:**

**Do not attempt to replace the internal rechargeable lithium ion battery. Contact Lenovo Support for factory replacement.**

#### Plastic bag notice

**DANGER:**

**Plastic bags can be dangerous. Keep plastic bags away from babies and children to avoid danger of suffocation.**

#### Adapter information

**Prevent your device and ac adapter from getting wet.**

Do not immerse your device in water or leave your device in a location where it can get saturated with water or other liquids.

**Use approved charging methods only.**

You can use any of the following charging methods to safely recharge the internal battery of your device:

Charging method	Display on	Display off
ac adapter	Supported, but the battery will charge slowly.	Supported
USB connection between the dc-in connector on the device and a USB connector on a personal computer or other device that comply with the USB 2.0 standards. Users have to use the connection to USB interfaces with USB 2.0 version or higher.	Supported, but will compensate power consumption and the battery will charge more slowly than usual.	Supported, but the battery will charge slowly.

**Notes:**

- Display on: Device on
- Display off: Device off or in screen lock mode

Charging devices might become warm during normal use. Ensure that you have adequate ventilation around the charging device. Unplug the charging device if any of the following occurs:

- The charging device has been exposed to rain, liquid, or excessive moisture.
- The charging device shows signs of physical damage.
- You want to clean the charging device.

**Warning:**

**Lenovo is not responsible for the performance or safety of products not manufactured or approved by Lenovo. Use only approved Lenovo ac adapters and batteries.**

**Prevent hearing damage**

Your device has a headphone connector. Always use the headphone connector for headphones (also called a headset) or earphones.

**CAUTION:**

**Excessive sound pressure from earphones and headphones can cause hearing loss. Adjustment of the equalizer to maximum increases the earphone and headphone output voltage and the sound pressure level. Therefore, to protect your hearing, adjust the equalizer to an appropriate level.**

Excessive use of headphones or earphones for a long period of time at high volume can be dangerous if the output of the headphone or earphone connectors do not comply with specifications of EN 50332-2.

The headphone output connector of your device complies with EN 50332-2 Sub clause 7. This specification limits the device's maximum wide band true RMS output voltage to 150 mV. To help protect against hearing loss, ensure that the headphones or earphones you use also comply with EN 50332-2 (Clause 7 limits) for a wide band characteristic voltage of 75 mV. Using headphones that do not comply with EN 50332-2 can be dangerous due to excessive sound pressure levels.

If your device came with headphones or earphones in the package, as a set, the combination of the headphones or earphones and the device already complies with the specifications of EN 50332-1. If different headphones or earphones are used, ensure that they comply with EN 50332-1 (Clause 6.5 Limitation Values). Using headphones that do not comply with EN 50332-1 can be dangerous due to excessive sound pressure levels.

- **Sound pressure warning statement**

For the device that is tested in accordance with EN 60950-1: 2006+A11:2009:+A1:2010+A12:2011, it is mandatory to perform audio tests for EN50332. This device has been tested to comply with the Sound Pressure Level requirement laid down in the applicable EN 50332-1 and/or EN 50332-2 standards.

Permanent hearing loss may occur if earphones or headphones are used at high volume for prolonged periods of time.

- **Warning statement**

**To prevent possible hearing damage, do not listen at high volume levels for a long period of time.**

**A pleine puissance, l'écoute prolongée du baladeur peut endommager l'oreille de l'utilisateur.**

**Take care when using your device in a motor vehicle or on a bicycle**

Always prioritize your safety and the safety of others. Follow the law. Local laws and regulations might govern how you can use mobile electronic devices, such as your device, while you drive a motor vehicle or ride a bicycle.

**Dispose according to local laws and regulations**

When your device reaches the end of its useful life, do not crush, incinerate, immerse in water, or dispose of your device in any manner contrary to local laws and regulations. Some internal parts contain substances that

## Industry Canada Class B emission compliance statement

This Class B digital apparatus complies with Canadian ICES-003.  
Cet appareil numérique de la classe B est conforme à la norme NMB-003 du Canada.

### IC Caution

This device complies with Industry Canada license-exempt RSS standard(s). Operation is subject to the following two conditions:

- (1) This device may not cause interference, and
- (2) this device must accept any interference, including interference that may cause undesired operation of the device.

Le présent appareil est conforme aux CNR d'Industrie Canada applicables aux appareils radio exempts de licence. L'exploitation est autorisée aux deux conditions suivantes:

- (1) l'appareil ne doit pas produire de brouillage, et
- (2) l'utilisateur de l'appareil doit accepter tout brouillage radioélectrique subi, même si le brouillage est susceptible d'en

- **Industry Canada Class B Emission Compliance Statement**

This Class B digital apparatus complies with Canadian ICES-003.

- **Avis de conformité à la réglementation d'Industrie Canada**

Cet appareil numérique de la classe B est conforme à la norme NMB-003 du Canada.

## European Union-Compliance to the Electromagnetic Compatibility Directive

This product is in conformity with the protection requirements of EU Council Directive 2004/108/EC on the approximation of the laws of the Member States relating to electromagnetic compatibility. Lenovo cannot accept responsibility for any failure to satisfy the protection requirements resulting from a nonrecommended modification of the product, including the installation of option cards from other manufacturers.

This product has been tested and found to comply with the limits for Class B Information Technology Equipment according to European Standard EN 55022. The limits for Class B equipment were derived for typical residential environments to provide reasonable protection against interference with licensed communication devices.

**EU contact: Lenovo, Einsteinova 21, 851 01 Bratislava, Slovakia**

## CE0700

### German Class B compliance statement

Deutschsprachiger EU Hinweis:

Hinweis für Geräte der Klasse B EU-Richtlinie zur Elektromagnetischen Verträglichkeit Dieses Produkt entspricht den Schutzanforderungen der EU-Richtlinie 2004/108/EG (früher 89/336/EWG) zur Angleichung der Rechtsvorschriften über die elektromagnetische Verträglichkeit in den EU-Mitgliedsstaaten und hält die Grenzwerte der EN 55022 Klasse B ein. Um dieses sicherzustellen, sind die Geräte wie in den Handbüchern beschrieben zu installieren und zu betreiben. Des Weiteren dürfen auch nur von der Lenovo empfohlene Kabel angeschlossen werden. Lenovo übernimmt keine Verantwortung für die Einhaltung der Schutzanforderungen, wenn das Produkt ohne Zustimmung der Lenovo verändert bzw. wenn Erweiterungskomponenten von Fremdherstellern ohne Empfehlung der Lenovo gesteckt/eingebaut werden.

#### Deutschland:

Einhaltung des Gesetzes über die elektromagnetische Verträglichkeit von Betriebsmitteln Dieses Produkt entspricht dem „Gesetz über die elektromagnetische Verträglichkeit von Betriebsmitteln“ EMVG (früher „Gesetz über die elektromagnetische Verträglichkeit von Geräten“). Dies ist die Umsetzung der EU-Richtlinie 2004/108/EG (früher 89/336/EWG) in der Bundesrepublik Deutschland.

Zulassungsbescheinigung laut dem Deutschen Gesetz über die elektromagnetische Verträglichkeit von Betriebsmitteln, EMVG vom 20. Juli 2007 (früher Gesetz über die elektromagnetische Verträglichkeit von Geräten), bzw. der EMV EG Richtlinie 2004/108/EC (früher 89/336/EWG), für Geräte der Klasse B.

Dieses Gerät ist berechtigt, in Übereinstimmung mit dem Deutschen EMVG das EG-Konformitätszeichen - CE - zu führen. Verantwortlich für die Konformitätserklärung nach Paragraf 5 des EMVG ist die Lenovo (Deutschland) GmbH, Gropiusplatz 10, D-70563 Stuttgart.

Informationen in Hinsicht EMVG Paragraf 4 Abs. (1) 4:

Das Gerät erfüllt die Schutzanforderungen nach EN 55024 und EN 55022 Klasse B.

### Korea Class B compliance statement

B급 기기(가정용 방송통신기자재)

이 기기는 가정용(B급)전자파적합기기로서 주로 가정에서 사용하는 것을 목적으로 하며, 모든 지역에서 사용할 수 있습니다

### Japanese VCCI Class B statement

この装置は、クラスB情報技術装置です。この装置は、家庭環境で使用することを目的としていますが、この装置がラジオやテレビジョン受信機に近接して使用されると、受信障害を引き起こすことがあります。取扱説明書に従って正しい取り扱いをして下さい。VCCI-B Japan compliance statement for products which connect to the power mains with rated current less than or equal to 20 A per phase.

日本の定格電流が 20A/相 以下の機器に対する高調波電流規制  
高調波電流規格 JIS C 61000-3-2 適合品

can explode, leak, or have an adverse environmental affect if disposed of incorrectly. See "Recycling and environmental information" for additional information.

### **Keep your device and accessories away from small children**

Your device contains small parts that can be a choking hazard to small children. Additionally, the glass screen can break or crack if dropped on or thrown against a hard surface.

### **Protect your data and software**

Do not delete unknown files or change the name of files or directories that were not created by you; otherwise, your device software might fail to work.

Be aware that accessing network resources can leave your device vulnerable to computer viruses, hackers, spyware, and other malicious activities that might damage your device, software, or data. It is your responsibility to ensure that you have adequate protection in the form of firewalls, antivirus software, and anti-spyware software and keep such software up to date.

Keep electrical appliances away from your device, such as an electric fan, a radio, high-powered speakers, an air conditioner, and a microwave oven. The strong magnetic fields generated by electrical appliances can damage the screen and the data on the device.

### **Be aware of heat generated by your device**

When your device is turned on or the battery is charging, some parts might become hot. The temperature that they reach depends on the amount of system activity and the battery charge level. Extended contact with your body, even through clothing, could cause discomfort or even a skin burn. Avoid keeping your hands, your lap, or any other part of your body in contact with a hot section of the device for any extended time.

### **Polyvinyl Chloride (PVC) cable and cord notice**

**WARNING:** Handling the cord on this product or cords associated with accessories sold with this product will expose you to lead, a chemical known to the State of California to cause cancer, and birth defects or other reproductive harm. Wash hands after handling.

## **5-2 Electronic emission notices**

### **Federal Communications Commission (FCC) Declaration of Conformity**

This equipment has been tested and found to comply with the limits for a Class B digital device, pursuant to Part 15 of the FCC Rules. These limits are designed to provide reasonable protection against harmful interference in a residential installation. This equipment generates, uses, and can radiate radio frequency energy and, if not installed and used in accordance with the instructions, may cause harmful interference to radio communications. However, there is no guarantee that interference will not occur in a particular installation. If this equipment does cause harmful interference to radio or television reception, which can be determined by turning the equipment off and on, the user is encouraged to try to correct the interference by one or more of the following measures:

Reorient or relocate the receiving antenna.

Increase the separation between the equipment and receiver.

Connect the equipment into an outlet on a circuit different from that to which the receiver is connected.

Consult an authorized dealer or service representative for help.

Lenovo is not responsible for any radio or television interference caused by unauthorized changes or modifications to this equipment. Unauthorized changes or modifications could void the user's authority to operate the equipment.

This device complies with Part 15 of the FCC Rules. Operation is subject to the following two conditions: (1) this device may not cause harmful interference, and (2) this device must accept any interference received, including interference that may cause undesired operation.

Responsible Party: Lenovo (United States) Incorporated

1009 Think Place - Building One

Morrisville, NC 27560

Telephone: 1-919-294-5900



### **FCC Caution**

The antenna(s) used for this transmitter must not be co-located or operating in conjunction with any other antenna or transmitter.



Radiation Exposure Statement:

This device meets the government's requirements for exposure to radio waves.

This device is designed and manufactured not to exceed the emission limits for exposure to radio frequency (RF) energy set by the Federal Communications Commission of the U.S. Government.

The exposure standard for wireless device employs a unit of measurement known as the Specific Absorption Rate, or SAR. The SAR limit set by the FCC is 1.6W/kg. \*Tests for SAR are conducted using standard operating positions accepted by the FCC with the device transmitting at its highest certified power level in all tested frequency bands.

Note: The country code selection is for non-US model only and is not available to all US model. Per FCC regulation, all WiFi product marketed in US must fixed to US operation channels only.

Radiation Exposure Statement:

The product comply with the Canada portable RF exposure limit set forth for an uncontrolled environment and are safe for intended operation as described in this manual. The further RF exposure reduction can be achieved if the product can be kept as far as possible from the user body or set the device to lower output power if such function is available.

claration d exposition aux radiations:

Le produit est conforme aux limites d exposition pour les appareils portables RF pour les Etats-Unis et le Canada établies pour un environnement non contrôlé.

Le produit est sûr pour un fonctionnement tel que décrit dans ce manuel. La réduction aux expositions RF peut être augmentée si l'appareil peut être conservé aussi loin que possible du corps de l'utilisateur ou que le dispositif est réglé sur la puissance de sortie la plus faible si une telle fonction est disponible.

## 5-3 Environmental, recycling, and disposal information

### General recycling statement

Lenovo encourages owners of information technology (IT) equipment to responsibly recycle their equipment when it is no longer needed. Lenovo offers a variety of programs and services to assist equipment owners in recycling their IT products. For information on recycling Lenovo products, go to: <http://www.lenovo.com/recycling>.

### General recycling statement



Country-specific information is available at <http://www.lenovo.com/recycling>.

### Turkish statement of compliance

The Lenovo product meets the requirements of the Republic of Turkey Directive on the Restriction of the Use of Certain Hazardous Substances in Electrical and Electronic Equipment (EEE).

Bu Lenovo ürünü, T.C. Çevre ve Orman Bakanlığı'nın "Elektrik ve Elektronik Eşyalarda Bazı Zararlı Maddelerin Kullanımının Sınırlanmasına Dair Yönetmelik (EEE)" direktiflerine uygundur. EEE Yönetmeliğine Uygundur.

### Declarações de Reciclagem no Brasil

Descarte de um Produto Lenovo Fora de Uso Equipamentos elétricos e eletrônicos não devem ser descartados em lixo comum, mas enviados à pontos de coleta, autorizados pelo fabricante do produto para que sejam encaminhados e processados por empresas especializadas no manuseio de resíduos industriais, devidamente certificadas pelos órgãos ambientais, de acordo com a legislação local. A Lenovo possui um canal específico para auxiliá-lo no descarte desses produtos. Caso você possua um produto Lenovo em situação de descarte, ligue para o nosso SAC ou encaminhe um e-mail para: [reciclar@lenovo.com](mailto:reciclar@lenovo.com), informando o modelo, número de série e cidade, a fim de enviarmos as instruções para o correto descarte do seu produto Lenovo.

### Recycling information for Japan

Recycling and disposal information for Japan is available at: <http://www.lenovo.com/recycling/japan>.

### Recycling information for India

Recycling and disposal information for India is available at: [http://www.lenovo.com/social\\_responsibility/us/en/sustainability/ptb\\_india.html](http://www.lenovo.com/social_responsibility/us/en/sustainability/ptb_india.html).

### Battery recycling marks

The battery recycling information of Taiwan



廢電池請回收

Battery recycling information for the United States and Canada



US & Canada Only

Battery recycling information for the European Union

EU

