

The Lenovo logo, consisting of the word "Lenovo" in white text on a red rectangular background.

Lenovo TAB3 7 Plus

Lenovo TB-7703F

Lenovo TB-7703X



Read this guide carefully before using your device.

Be sure to read the *Regulatory Notice* for your country or region before using the wireless devices contained in your device. To obtain a PDF version of the *Regulatory Notice*, refer to the “Downloading publications” section below.

To get support on network service and billing, contact your wireless network operator. To learn how to use your device and view its technical specifications, go to <http://support.lenovo.com>.

Electronic versions of your publications are available from <http://support.lenovo.com>. To download the publications for your device, go to <http://support.lenovo.com> and follow the instructions on the screen.

Your *User Guide* contains detailed information about your device. To access your *User Guide*, use one of the following methods:

- Go to <http://support.lenovo.com> and follow the instructions on the screen.
- Start your device, access the **User Guide** app.

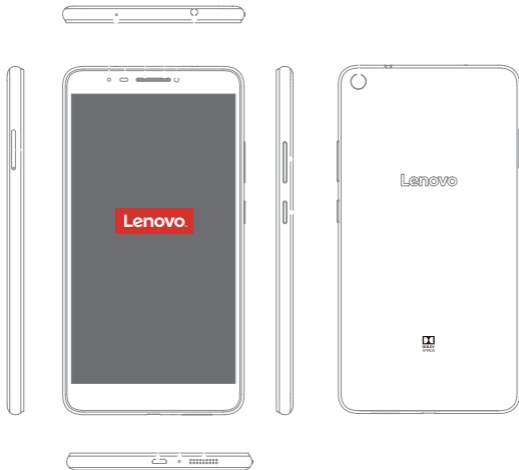
Lenovo and the Lenovo logo are trademarks of Lenovo in the United States, other countries, or both.

Other company, product, or service names may be trademarks or service marks of others.

Manufactured under license from Dolby Laboratories. Dolby, Dolby Atmos, and the double-D symbol are trademarks of Dolby Laboratories.

LIMITED AND RESTRICTED RIGHTS NOTICE: If data or software is delivered pursuant a General Services Administration “GSA” contract, use, reproduction, or disclosure is subject to restrictions set forth in Contract No. GS-35F-05925.

Model	Version
Lenovo TB-7703F	WLAN
Lenovo TB-7703X	WLAN + LTE (Voice)



Earphone jack

Front camera

Microphone
(inside the receiver cover)

Receiver

Light/Proximity sensor

Indicator light

Microphone

Card slot

Micro USB connector

Speaker

On/Off button

Volume button

Rear camera

 The WLAN model (Lenovo TB-7703F) does not have a Micro-SIM card slot.

You can use cellular services with the WLAN + LTE model (Lenovo TB-7703X) by inserting the Micro-SIM card provided by your carrier.

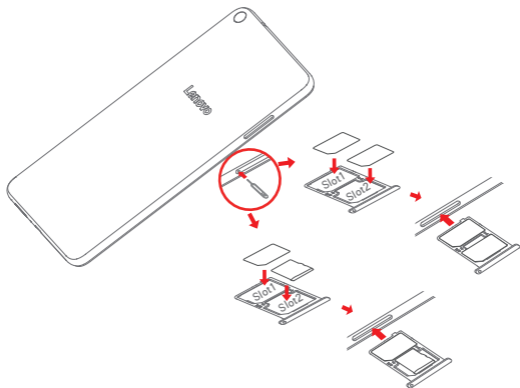
Install the Micro-SIM and the microSD cards as shown.

Insert the eject tool that comes with your device into the hole in the card tray.

Pull out the card tray and do one of the following:

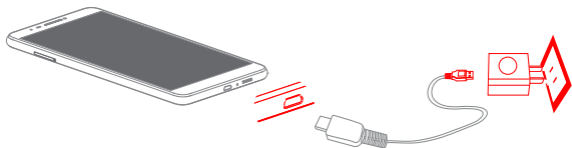
- Position the SIM1 card in Slot1 and the SIM2 card in Slot2, or position the SIM1 card in Slot1 and the microSD card in Slot2.
- Both of the card slots support 4G/3G/2G data services, but you can enable only one Micro SIM card for data connection at a time. If you want to change the Micro SIM card used for data connection, go to Settings > SIM Cards > Cellular Data.

Carefully insert the tray with the installed cards back into the slot.



- ❌ Only Micro-SIM card works with your tablet.
- ⚠️ Do not insert or remove the Micro-SIM card while your tablet is on. Doing so can permanently damage your Micro-SIM card or tablet.

You might need to charge the battery before using your device.
Charge the battery as shown.



Connect your tablet to a power outlet using the cable and USB power adapter provided.



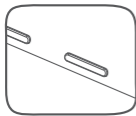
Low battery



Fully charged



Charging



Turn on: Press and hold the On/Off button until the Lenovo logo appears.

Turn off: Press and hold the On/Off button for a few seconds, then tap **Power off**.

Restart: Press and hold the On/Off button for about 10 seconds.

Press and hold the On/Off button and the Volume down button at the same time.

DANGER: Plastic bags can be dangerous. Keep plastic bags away from babies and children to avoid danger of suffocation.

DANGER: Do not attempt to replace the internal rechargeable lithium ion battery. Risk of explosion if the battery is replaced with an incorrect type. Contact Lenovo Support for factory replacement.

Advanced nano-coating technology creates a water repellent barrier to help protect against moderate exposure to water such as accidental spills, splashes or light rain. Not designed to be submerged in water, or exposed to pressurized water, or other liquids; not waterproof.

Warning: exposure to loud noise from any source for extended periods of time may affect your hearing. The louder the sound, the less time is required before your hearing could be affected. To protect your hearing:

- Limit the amount of time you use headsets or headphones at high volume.
- Avoid turning up the volume to block out noisy surroundings.
- Turn the volume down if you can't hear people speaking near you.

If you experience hearing discomfort, including the sensation of pressure or fullness in your ears, ringing in your ears or muffled speech, you should stop listening to the device through your headset or headphones and have your hearing checked.



The following information describes the technical support that is available for your product, during the warranty period or throughout the life of your product. Refer to the Lenovo Limited Warranty (LLW) for a full explanation of Lenovo warranty terms. See "Lenovo Limited Warranty notice" later in this document for details on accessing the full warranty.

Online technical support is available during the lifetime of a product at:

<http://www.lenovo.com/support>

You can get help and information from the Customer Support Center by telephone. Before contacting a Lenovo technical support representative, please have the following information available: model and serial number, the exact wording of any error message, and a description of the problem.

Your technical support representative might want to walk you through the problem while you are at your device during the call.

Important: Telephone numbers are subject to change without notice. The most up-to-date telephone list for the Customer Support Center is always available at:

<http://www.lenovo.com/support/phone>

If the telephone number for your country or region is not listed, contact your Lenovo reseller or Lenovo marketing representative.

This product is covered by the terms of the LLW, version L505-0010-02 08/2011. You can read the LLW at http://www.lenovo.com/warranty/llw_02. You can read the LLW in a number of languages from this Web site. If you cannot view the LLW from the Web site, contact your local Lenovo office or reseller to obtain a printed version of the LLW.

Country or region	Warranty period	Type of warranty service
Guatemala, Costa Rica, Venezuela, Peru, Uruguay, Ecuador, Colombia, Chile, Argentina, El Salvador	Parts and Labor - 1 year Battery Pack/Earphone - 1 year	1,4
United States of America, Canada, Mexico	Parts and Labor - 1 year Battery Pack/Earphone - 1 year	1,5
Panama	Parts and Labor - 1 year Battery Pack/Earphone - 1 year	2,4
Brazil	Parts and Labor - 1 year Battery Pack/Earphone - 1 year	2,5

* Excludes some components. 90-day limited warranty for power adapters, keyboards, plastics and hinges.

Type of warranty service

1. Customer Replaceable Unit ("CRU") Service
2. On-site Service
3. Courier or Depot Service
4. Customer Carry-In Service
5. Mail-in Service
6. Customer Two-Way Mail-in Service
7. Product Exchange Service

For a full explanation of the types of warranty service, refer to the full warranty. See "Lenovo Limited Warranty notice" for details on accessing the full warranty.

Lenovo encourages owners of information technology (IT) equipment to responsibly recycle their equipment when it is no longer needed. Lenovo offers a variety of programs and services to assist equipment owners in recycling their IT products. For information on recycling Lenovo products, go to <http://www.lenovo.com/recycling>.



Batteries and electrical and electronic equipment marked with the symbol of a crossed-out wheeled bin may not be disposed as unsorted municipal waste.

Batteries and waste of electrical and electronic equipment (WEEE) shall be treated separately using the collection framework available to customers for the return, recycling, and treatment of batteries and WEEE. When possible, remove and isolate batteries from WEEE prior to placing WEEE in the waste collection stream. Batteries are to be collected separately using the framework available for the return, recycling, and treatment of batteries and accumulators.

Country-specific information is available at:
<http://www.lenovo.com/recycling>

Additional information about recycling device components and batteries is in your *User Guide*. See "Accessing your User Guide" for details.

Energy efficiency mark



The latest environmental information about our products is available at <http://www.lenovo.com/ecodeclaration>.

European Union

This Lenovo product, with included parts (cables, cords, and so on) meets the requirements of Directive 2011/65/EU on the restriction of the use of certain hazardous substances in electrical and electronic equipment ("RoHS recast" or "RoHS 2").

For more information about Lenovo worldwide compliance on RoHS, go to:

http://www.lenovo.com/social_responsibility/us/en/RoHS_Communication.pdf

This device complies with part 15 of the FCC Rules. Operation is subject to the following two conditions: (1) This device may not cause harmful interference, and (2) this device must accept any interference received, including interference that may cause undesired operation.

This device has been tested and found to comply with the limits for a Class B digital , pursuant to Part 15 of the FCC Rules. These limits are designed to provide reasonable protection against harmful interference in a residential installation. This equipment generates, uses and can radiated radio frequency energy and, if not installed and used in accordance with the instructions, may cause harmful interference to radio communications. However, there is no guarantee that interference will not occur in a particular installation. If this equipment does cause harmful interference to radio or television reception, which can be determined by turning the equipment off and on, the user is encouraged to try to correct the interference by one or more of the following measures:

- Reorient or relocate the receiving antenna.
- Increase the separation between the equipment and receiver.
- Connect the equipment into an outlet on a circuit different from that to which the receiver is connected.
- Consult the dealer or an experienced radio/TV technician for help.

Changes or modifications not expressly approved by the party responsible for compliance could void the user's authority to operate the equipment.

This device is designed and manufactured not to exceed the emission limits for exposure to radio frequency (RF) energy set by the Federal Communications Commission of the United States.

During SAR testing, this device is set to transmit at its highest certified power level in all tested frequency bands, and placed in positions that simulate RF exposure in usage against the head and near the body. Although the SAR is determined at the highest certified power level, the actual SAR level of the while operating can be well below the maximum value. This is because the device is designed to operate at multiple power levels so as to use only the power required to reach the network. In general, the closer you are to a wireless base station antenna, the lower the power output.

The exposure standard for wireless employs a unit of measurement known as the Specific Absorption Rate, or SAR. The SAR limit set by the FCC is 1.6W/kg.

The FCC has granted an Equipment Authorization for this model device with all reported SAR levels evaluated as in compliance with the FCC RF exposure guidelines. SAR information on this model device is on file with the FCC and can be found under the Display Grant section of www.fcc.gov/oet/ea/fccid after searching on following FCC ID.

Lenovo TAB3 7 Plus

Version	Model Name	FCC ID	The maximum SAR Value
WLAN	Lenovo TB-7703F	O57TB7703F	Head: 0.36W/Kg
			Body: 1.28W/Kg
WLAN + LTE (Voice)	Lenovo TB-7703X	O57TB7703X	Head: 0.80W/Kg
			Body: 1.38W/Kg

ISED Notice

This device complies with Innovation, Science and Economic Development Canada license-exempt RSS standard(s). Operation is subject to the following two conditions:

- (1) this device may not cause interference, and
- (2) this device must accept any interference, including interference that may cause undesired operation of the device.

Le présent appareil est conforme aux CNR Innovation, Sciences et Développement économique Canada applicables aux appareils radio exempts de licence.

L'exploitation est autorisée aux deux conditions suivantes:

- (1) l'appareil ne doit pas produire de brouillage, et
- (2) l'utilisateur de l'appareil doit accepter tout brouillage radioélectrique subi, même si le brouillage est susceptible d'en

This Class B digital apparatus complies with Canadian ICES-003.

Cet appareil numérique de la classe B est conforme à la norme NMB-003 du Canada.

Lenovo TAB3 7 Plus

Version	Model Name	IC
WLAN	Lenovo TB-7703F	10407A-TB7703F

This EUT is compliance with SAR for general population/uncontrolled exposure limits in RSS-102 and had been tested in accordance with the measurement methods and procedures specified in IEEE 1528 and IEC 62209. This device and its antenna(s) must not be co-located or operating in conjunction with any other antenna or transmitter.

Cet appareil est conforme aux limites d'exposition DAS incontrôlée pour la population générale de la norme CNR-102 d'Industrie Canada et a été testé en conformité avec les méthodes de mesure et procédures spécifiées dans IEEE 1528 et IEC 62209.

Cet appareil et sa ou ses antennes ne doivent pas être co-localisés ou fonctionner en conjonction avec tout autre antenne ou transmetteur.

© Copyright Lenovo 2016.

Reduce | Reuse | Recycle



V1.0_20160624



xxxxxxx

MC

Printed in China