

The Lenovo logo, consisting of the word "Lenovo" in white text on a red rectangular background.

# Lenovo TAB4 10 Plus

Safety, Warranty & Quick Start Guide

Lenovo TB-X704Y

 Read this guide carefully before using your device.

# Reading before using your tablet

## Reading first - regulatory information

Device models equipped with wireless communications comply with the radio frequency and safety standards of any country or region in which it has been approved for wireless use. In addition, if your product contains a telecom modem, it complies with the requirements for connection to the telephone network in your country.

Be sure to read the *Regulatory Notice* for your country or region before using the wireless devices contained in your device. To obtain a PDF version of the *Regulatory Notice*, refer to the "Downloading publications" section below.

## Getting support

To get support on network services and billing, contact your wireless network operator. To learn how to use your tablet and view its technical specifications, go to <http://support.lenovo.com>.

## Downloading publications

Electronic versions of your publications are available from <http://support.lenovo.com>. To download the publications for your tablet, go to <http://support.lenovo.com> and follow the instructions on the screen.

## Accessing your User Guide

Your *User Guide* contains detailed information about your tablet. To access your *User Guide*, go to <http://support.lenovo.com> and follow the instructions on the screen.

## Legal notices

Lenovo and the Lenovo logo are trademarks of Lenovo in the United States, other countries, or both.

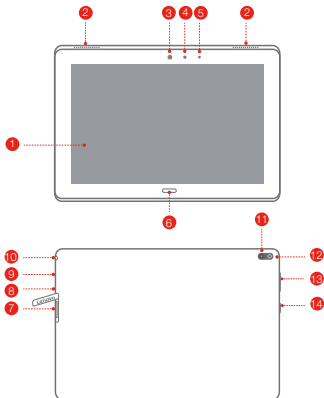
Other company, product, or service names may be trademarks or service marks of others.

Manufactured under license from Dolby Laboratories. Dolby, Dolby Atmos, and the double-D symbol are trademarks of Dolby Laboratories.

LIMITED AND RESTRICTED RIGHTS NOTICE: If data or software is delivered pursuant a General Services Administration "GSA" contract, use, reproduction, or disclosure is subject to restrictions set forth in Contract No. GS-35F-05925.

## Device overview

Model	Version
Lenovo TB-X704Y	WLAN



- 1 Touch screen
- 2 Speakers
- 3 Front camera
- 4 Light sensor
- 5 Indicator
- 6 Fingerprint sensor
- 7 Card tray
- 8 Microphone
- 9 Type C USB 2.0 connector
- 10 Headset connector
- 11 Rear camera
- 12 Flash
- 13 Volume buttons
- 14 Power button

! All pictures and illustrations in this document are for your reference only and may differ from the final product.

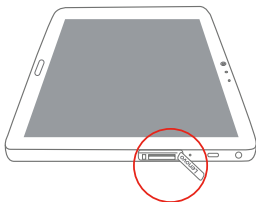
## Preparing your device

Use a microSD card (sold separately) for extra storage.

**Step 1.** Open the card slot cover.

**Step 2.** Insert the microSD cards as shown.

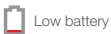
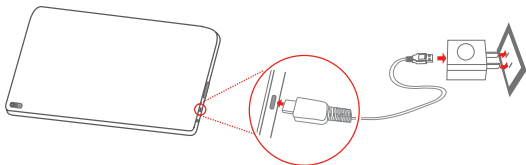
**Step 3.** Replace the card slot cover.



## Using your device for the first time

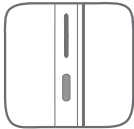
You might need to charge the battery before using your device. Insert the charger into the charging port as shown below.

Connect your tablet to a power outlet using the cable and USB power adapter provided.



## Turning on/off

---



**Turn on:** Press and hold the Power button until the Lenovo logo appears.

**Turn off:** Press and hold the Power button for a few seconds, then tap **Power off**.

**Restart:** Press and hold the Power button for about 10 seconds to restart.

## Important safety and handling information

### Plastic bag notice

**Danger:** Plastic bags can be dangerous. Keep plastic bags away from babies and children to avoid danger of suffocation.

### Built-in rechargeable battery notice

**Danger:** Do not attempt to replace the internal rechargeable lithium ion battery. Risk of explosion if the battery is replaced with an incorrect type. Contact Lenovo Support for factory replacement. Dispose of used batteries according to the instructions.

### Caution about high volume usage

**Warning:** Exposure to loud noise from any source for extended periods of time may affect your hearing. The louder the sound, the less time is required before your hearing could be affected. To protect your hearing:

- Limit the amount of time you use headsets or headphones at high volume.
- Avoid turning up the volume to block out noisy surroundings.
- Turn the volume down if you can't hear people speaking near you.

If you experience hearing discomfort, including the sensation of pressure or fullness in your ears, ringing in your ears or muffled speech, you should stop listening to the device through your headset or headphones and have your hearing checked.



To prevent possible hearing damage, do not listen at high volume levels for long periods.

### Safety instructions for parents and adult supervisors

Your mobile device is not a toy. Not recommended for children under 3 years of age to play with it. As with all electrical products, precautions should be observed during handling and using of electrical products to reduce the risk of electric shock. If parents choose to allow children 3 or older to use the device, they should caution his or her child about the potential hazard while using and handling the mobile device.

Parental should inspect the mobile device (including the ac power adapter and the small part, as applicable) periodically for damage. Routinely check this mobile device to ensure that the device is working properly and is safe for children to use.

## Service and support information

The following information describes the technical support that is available for your product, during the warranty period or throughout the life of your product. Refer to the *Lenovo Limited Warranty* (LLW) for a full explanation of Lenovo warranty terms. See “*Lenovo Limited Warranty* notice” later in this document for details on accessing the full warranty.

### Online technical support

Online technical support is available during the lifetime of a product at:

<http://www.lenovo.com/support>

### Telephone technical support

You can get help and information from the Customer Support Center by telephone. Before contacting a Lenovo technical support representative, please have the following information available: model and serial number, the exact wording of any error message, and a description of the problem.

Your technical support representative might want to walk you through the problem while you are at your device during the call.

### Worldwide Lenovo Support telephone list

**Important:** Telephone numbers are subject to change without notice. The most up-to-date telephone list for the Customer Support Center is always available at:

<http://www.lenovo.com/support/phone>

If the telephone number for your country or region is not listed, contact your Lenovo reseller or Lenovo marketing representative.

## Warranty information

### **Lenovo Limited Warranty notice**

This product is covered by the terms of the LLW, version L505-0010-02 08/2011. Read the LLW at [http://www.lenovo.com/warranty/llw\\_02](http://www.lenovo.com/warranty/llw_02). You can read the LLW in a number of languages from this Web site. If you cannot view the LLW from the Web site, contact your local Lenovo office or reseller to obtain a printed version of the LLW.

### **Warranty period and type of warranty service**

Country or region	Warranty period	Type of warranty service
United States of America, Canada	Parts and Labor - 1 year Battery Pack - 1 year	1,5

\* Excludes some components. 90-day limited warranty for power adapters, keyboards, plastics, and hinges.

#### **Type of warranty service**

1. Customer Replaceable Unit ("CRU") Service
5. Mail-in Service

For a full explanation of the types of warranty service, refer to the full warranty. See "*Lenovo Limited Warranty notice*" for details on accessing the full warranty.



## Environmental, recycling, and disposal information

### General recycling statement

Lenovo encourages owners of information technology (IT) equipment to responsibly recycle their equipment when it is no longer needed. Lenovo offers a variety of programs and services to assist equipment owners in recycling their IT products. For information on recycling Lenovo products, go to <http://www.lenovo.com/recycling>.

### Important battery and WEEE information



Batteries and electrical and electronic equipment marked with the symbol of a crossed-out wheeled bin may not be disposed of as unsorted municipal waste. Batteries and waste of electrical and electronic equipment (WEEE) shall be treated separately using the collection framework available to customers for the return, recycling, and treatment of batteries and WEEE. When possible, remove and isolate batteries from WEEE prior to placing WEEE in the waste collection stream. Batteries are to be collected separately using the framework available for the return, recycling, and treatment of batteries and accumulators.

Country-specific information is available at: <http://www.lenovo.com/recycling>

### Additional recycling statements

Additional information about recycling device components and batteries is in your *User Guide*. See "Accessing your User Guide" for details.

### Battery recycling marks

Battery recycling information for the United States and Canada



**US & Canada Only**

Energy efficiency mark



## Restriction of Hazardous Substances Directive (RoHS)

Lenovo products sold in California, on or after January 1, 2007, meet the requirements of "California's RoHS" (SB 20,50).

Lenovo products sold to the New York City government, on or after March 1, 2007, meet the requirements of the City's environmental preferred purchasing regulations.

## ENERGY STAR



Select models conform to ENERGY STAR requirements. Additional ENERGY STAR information is in the User Guide. Refer to "Accessing your *User Guide*" in this publication.

## **FCC Regulations:**

This device complies with part 15 of the FCC Rules. Operation is subject to the following two conditions: (1) This device may not cause harmful interference, and (2) this device must accept any interference received, including interference that may cause undesired operation.

This device has been tested and found to comply with the limits for a Class B digital device, pursuant to Part 15 of the FCC Rules. These limits are designed to provide reasonable protection against harmful interference in a residential installation. This equipment generates, uses and can radiate radio frequency energy and, if not installed and used in accordance with the instructions, may cause harmful interference to radio communications. However, there is no guarantee that interference will not occur in a particular installation. If this equipment does cause harmful interference to radio or television reception, which can be determined by turning the equipment off and on, the user is encouraged to try to correct the interference by one or more of the following measures:

- Reorient or relocate the receiving antenna.
- Increase the separation between the equipment and receiver.
- Connect the equipment into an outlet on a circuit different from that to which the receiver is connected.
- Consult the dealer or an experienced radio/TV technician for help.

Caution: Changes or modifications not expressly approved by the party responsible for compliance could void the user's authority to operate the equipment.

## **FCC RF Exposure Information (SAR)**

This device is designed and manufactured not to exceed the emission limits for exposure to radio frequency (RF) energy set by the Federal Communications Commission of the United States.

The exposure standard for wireless employs a unit of measurement known as the Specific Absorption Rate, or SAR. The SAR limit set by the FCC is 1.6W/kg.

The FCC has granted an Equipment Authorization for this model device with all reported SAR levels evaluated as in compliance with the FCC RF exposure guidelines. SAR information on this model device is on file with the FCC and can be found under the Display Grant section of [www.fcc.gov/oet/ea/fccid](http://www.fcc.gov/oet/ea/fccid) after searching on FCC ID: O57TBX704Y.

For this device, the highest reported SAR value for usage near the body is **1.14 W/kg**.

## **ISED Notice**

This device complies with Innovation, Science and Economic Development Canada license-exempt RSS standard(s). Operation is subject to the following two conditions:

- (1) this device may not cause interference, and
- (2) this device must accept any interference, including interference that may cause undesired operation

of the device.

Le présent appareil est conforme aux CNR Innovation, Sciences et Développement économique Canada applicables aux appareils radio exempts de licence. L'exploitation est autorisée aux deux conditions suivantes:

- (1) l'appareil ne doit pas produire de brouillage, et
- (2) l'utilisateur de l'appareil doit accepter tout brouillage radioélectrique subi, même si le brouillage est susceptible d'en

This Class B digital apparatus complies with Canadian ICES-003.

Cet appareil numérique de la classe B est conforme à la norme NMB-003 du Canada.

IC: 10407A-TBX704Y

## **ISED RF Exposure Statement**

This EUT is compliance with SAR for general population/uncontrolled exposure limits in ISED RSS-102 and had been tested in accordance with the measurement methods and procedures specified in IEEE 1528 and IEC 62209. This device and its antenna(s) must not be co-located or operating in conjunction with any other antenna or transmitter.

Cet appareil est conforme aux limites d'exposition DAS incontrôlée pour la population générale de la norme CNR-102 d'Industrie Canada et a été testé en conformité avec les méthodes de mesure et procédures spécifiées dans IEEE 1528 et IEC 62209. Cet appareil et sa ou ses antennes ne doivent pas être co-localisés ou fonctionner en conjonction avec tout autre antenne ou transmetteur.

The device for operation in the band 5150–5250 MHz is only for indoor use in Canada.

© Copyright Lenovo 2017.

**Reduce | Reuse | Recycle**



V1.0\_20170406



HQ60113220000

MC

Printed in China