

**Lenovo**<sup>™</sup>

# Yoga Smart Tab

## Safety, Warranty & Quick Start Guide

Lenovo YT-X705F

Lenovo YT-X705L

Lenovo YT-X705X

- 🔗 Read this guide carefully before using your device.  
All information labeled with \* in this guide only refers to the WLAN + LTE model.

# Reading before using your device

## Reading first - regulatory information

Device models equipped with wireless communications comply with the radio frequency and safety standards of any country or region in which it has been approved for wireless use. In addition, if your product contains a telecom modem, it complies with the requirements for connection to the telephone network in your country.

Be sure to read the *Regulatory Notice* for your country or region before using the wireless devices contained in your device. To obtain a PDF version of the *Regulatory Notice*, go to <https://support.lenovo.com>.

## Getting support

To get support on network services and billing, contact your wireless network operator. To learn how to use your device and view its technical specifications, go to <https://support.lenovo.com>.

## Accessing your *User Guide*

Your *User Guide* contains detailed information about your device. To download the publications for your device, go to <https://support.lenovo.com> and follow the instructions on the screen.

## Legal notices

Lenovo and the Lenovo logo are trademarks of Lenovo in the United States, other countries, or both.

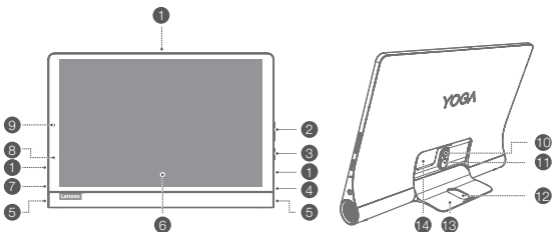
Other company, product, or service names may be trademarks or service marks of others.

Manufactured under license from Dolby Laboratories. Dolby, Dolby Atmos, and the double-D symbol are trademarks of Dolby Laboratories.

LIMITED AND RESTRICTED RIGHTS NOTICE: If data or software is delivered pursuant a General Services Administration "GSA" contract, use, reproduction, or disclosure is subject to restrictions set forth in Contract No. GS-35F-05925.

# Device overview

Model	Version
Lenovo YT-X705F	WLAN
Lenovo YT-X705L	LTE
Lenovo YT-X705X	LTE+Voice



- |                   |                             |                   |
|-------------------|-----------------------------|-------------------|
| 1 Microphone      | 2 Volume buttons            | 3 Power button    |
| 4 Headset connect | 5 Speakers                  | 6 Touch screen    |
| 7 USB-C connector | 8 Indicator                 | 9 Front camera    |
| 10 Rear camera    | 11 Kickstand release button | 12 Hang mode hole |
| 13 Kickstand      | 14 Card slot                |                   |

- The WLAN version does not have a Nano-SIM card slot.
- All pictures and illustrations in this document are for your reference only and may differ from the final product.

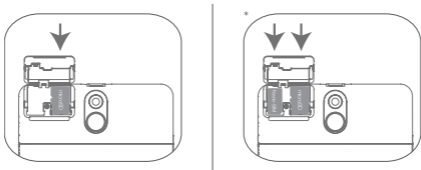
Note: Using an OTG adapter you can do any of following

- Connect your device to another digital device to charge it.
- Connect your device to a storage device to transfer data.

# Preparing your device

## Installing cards

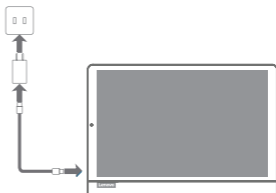
Install the cards as shown in the figure.



- Power off the device before inserting or removing a card.
- Note that the WLAN version does not have a Nano-SIM card slot.

## Charging your device

Connect your device to a power outlet using the USB cable and power adapter provided.



## Turning on

Press and hold the Power button until the Lenovo logo appears.

## Google Assistant's Ambient Mode

1. Turn on your Yoga Smart Tab.
2. Follow the on-screen instructions to set up your device and Google Assistant's Ambient Mode.
3. Press the Kickstand Release Button and the Google Assistant's Ambient Mode will be get ready, you just simply say "Hey/Ok Google" to get started.

- Use Google Assistant's Ambient Mode, the following operations can be achieved:

Hey/Ok Google, how's the weather?

Hey/Ok Google, play the song xxxxxx.

Hey/Ok Google, play the movie xxxxxx.

Hey/Ok Google, set a timer for 30 minutes.

Hey/Ok Google, set an alarm for 7 a.m.

To learn more about Google Assistant's Ambient Mode, check out the User Guide on the official website.

## Important safety and handling information

### Plastic bag notice

**Danger:** Plastic bags can be dangerous. Keep plastic bags away from babies and children to avoid danger of suffocation.

### Caution about high volume usage

**Warning:** Exposure to loud noise from any source for extended periods of time may affect your hearing. The louder the sound, the less time is required before your hearing could be affected. To protect your hearing:

- Limit the amount of time you use headsets or headphones at high volume.
- Avoid turning up the volume to block out noisy surroundings.
- Turn the volume down if you can't hear people speaking near you.

If you experience hearing discomfort, including the sensation of pressure or fullness in your ears, ringing in your ears or muffled speech, you should stop listening to the device through your headset or headphones and have your hearing checked.



To prevent possible hearing damage, do not listen at high volume levels for long periods.

## Safety instructions for parents and adult supervisors

Your mobile device is not a toy. Not recommended for children under 3 years of age to play with it. As with all electrical products, precautions should be observed during handling and using of electrical products to reduce the risk of electric shock. If parents choose to allow children 3 or older to use the device, they should caution his or her child about the potential hazard while using and handling the mobile device.

Parents should inspect the mobile device (including the ac power adapter and the small part, as applicable) periodically for damage. Routinely check this mobile device to ensure that the device is working properly and is safe for children to use.

### Internal rechargeable battery warning

**Danger:** Do not attempt to replace the internal rechargeable lithium ion battery. Replacing the original battery with an incompatible type may result in an increased risk of personal injury or property damage due to explosion, excessive heat, or other risks. Do not attempt to disassemble or modify the battery pack. Attempting to do so can cause a harmful explosion or battery fluid leakage.

When disposing of the battery, comply with all relevant local ordinances or regulations. Do not dispose the battery pack in municipal waste. Dispose used batteries according to the instructions.

The battery pack contains a small amount of harmful substances.

To avoid injury:

- Keep the battery pack away from open flames or other heat sources.
- Do not expose the battery pack to water, rain, or other corrosive liquids.
- Do not leave the battery in an environment with extremely high temperature.
- Avoid short-circuiting the battery pack.
- Keep the battery pack out of reach of small children and pets.
- Do not leave the battery in an environment with extremely low air pressure. It may result in an explosion or the leakage of flammable liquid or gas from the battery.

To extend battery life, we recommend charging the battery to at least 30% to 50% capacity each time, and recharging it every three months to prevent over discharge

1. Please make sure the temperature for device will be 0-40°C.

2. For AC/DC Adapter, the socket-outlet shall be installed near the equipment and shall be easily accessible.

## Service and support information

The following information describes the technical support that is available for your product, during the warranty period or throughout the life of your product. Refer to the *Lenovo Limited Warranty* (LLW) for a full explanation of Lenovo warranty terms. See “*Lenovo Limited Warranty notice*” later in this document for details on accessing the full warranty.

### Online technical support

Online technical support is available during the lifetime of a product at:  
<https://support.lenovo.com>

### Telephone technical support

You can get help and information from the Customer Support Center by telephone. Before contacting a Lenovo technical support representative, please have the following information available: model and serial number, the exact wording of any error message, and a description of the problem.

Your technical support representative might want to walk you through the problem while you are at your device during the call.

### Worldwide Lenovo Support telephone list

**Important:** Telephone numbers are subject to change without notice. The most up-to-date telephone list for the Customer Support Center is always available at:  
<http://www.lenovo.com/support/phone>

If the telephone number for your country or region is not listed, contact your Lenovo reseller or Lenovo marketing representative.

## Warranty information

### **Lenovo Limited Warranty notice**

This product is covered by the terms of the LLW, version L505-0010-02 08/2011. Read the LLW at [http://www.lenovo.com/warranty/llw\\_02](http://www.lenovo.com/warranty/llw_02). You can read the LLW in a number of languages from this Web site. If you cannot view the LLW from the Web site, contact your local Lenovo office or reseller to obtain a printed version of the LLW.

### **Warranty period and type of warranty service**

Country or region	Warranty period	Type of warranty service
United Kingdom, Israel, Australia, New Zealand	Parts and Labor - 1 year Battery Pack - 1 year	3
Guatemala, Costa Rica, Venezuela, Peru, Uruguay, Ecuador, Colombia, Chile, Argentina, Indonesia, Vietnam, India, Malaysia, Thailand, Philippines, Singapore, Hong Kong, El Salvador, Taiwan, South Korea, Mexico, Russia, Ukraine, Egypt, Lebanon, Morocco, South Africa, Tunisia, Mauritius, Mozambique, United Arab Emirates, Jordan, Kenya, Nigeria, Uganda, Ghana, Oman, Tanzania, Namibia, Panama	Parts and Labor - 1 year Battery Pack - 1 year	4
United States of America, Canada, Japan	Parts and Labor - 1 year Battery Pack - 1 year	5
Brazil	Parts and Labor - 1 year Battery Pack - 1 year	3,5
Spain, Switzerland, Portugal, Netherlands, Belgium, Sweden, Denmark, Norway, Finland, Estonia, Latvia, Lithuania, Iceland, France, Germany, Italy, Austria	Parts and Labor - 2 years Battery Pack - 1 year	3
Czech Republic, Hungary, Romania, Bulgaria, Greece, Croatia, Slovenia, Slovakia, Cyprus, Poland	Parts and Labor - 2 years Battery Pack - 1 year	5



Country or region	Warranty period	Type of warranty service
Turkey	Parts and Labor - 2 years Battery Pack - 2 years	3,4
Saudi Arabia	Parts and Labor - 2 years Battery Pack - 2 years	4
Serbia	Parts and Labor - 2 years Battery Pack - 1 year	4

\* Excludes some components. 90-day limited warranty for power adapters, keyboards, plastics, and hinges.

### Type of warranty service

1. Customer Replaceable Unit (“CRU”) Service
2. On-site Service
3. Courier or Depot Service
4. Customer Carry-In Service
5. Mail-in Service
6. Customer Two-Way Mail-in Service
7. Product Exchange Service

For a full explanation of the types of warranty service, refer to the full warranty. See “*Lenovo Limited Warranty notice*” for details on accessing the full warranty. If you need support for this device, do not go back to your point of purchase. Please visit <https://support.lenovo.com>, where you will find answers to frequently asked questions, software updates and details on how to get in touch with us.

## EurAsia compliance mark



## Environmental, recycling, and disposal information

### General recycling statement

Lenovo encourages owners of information technology (IT) equipment to responsibly recycle their equipment when it is no longer needed. Lenovo offers a variety of programs and services to assist equipment owners in recycling their IT products. For information on recycling Lenovo products, go to <http://www.lenovo.com/recycling>.

## Important battery and WEEE information



Batteries and electrical and electronic equipment marked with the symbol of a crossed-out wheeled bin may not be disposed as unsorted municipal waste. Batteries and waste of electrical and electronic equipment (WEEE) shall be treated separately using the collection framework available to customers for the return, recycling, and treatment of batteries and WEEE. When possible, remove and isolate batteries from WEEE prior to placing WEEE in the waste collection stream. Batteries are to be collected separately using the framework available for the return, recycling, and treatment of batteries and accumulators.

Country-specific information is available at: <http://www.lenovo.com/recycling>

## Recycling information for Japan

Recycling and disposal information for Japan is available at:  
<http://www.lenovo.com/recycling/japan>

## Additional recycling statements

Additional information about recycling device components and batteries is in your *User Guide*. See “**Accessing your User Guide**” for details.

## Battery recycling marks

Battery recycling information for Taiwan



Battery recycling information for the United States and Canada



**US & Canada Only**

## Battery recycling information for the European Union



## Restriction of Hazardous Substances Directive (RoHS)

### Turkey

The Lenovo product meets the requirements of the Republic of Turkey Directive on the Restriction of the Use of Certain Hazardous Substances in Waste Electrical and Electronic Equipment (WEEE).

Türkiye AEEE Yönetmeliğine Uygunluk Beyanı

Bu Lenovo ürünü, T.C. Çevre ve Orman Bakanlığının "Atık Elektrikli ve Elektronik Eşya Bazı Zararlı Maddelerin Kullanımının Sınırlandırılmasına Dair Yönetmelik (AEEE)" direktierine uygundur.

AEEE Yönetmeliğine Uygundur.

### Ukraine

Цим підтверджуємо, що продукція Леново відповідає вимогам нормативних актів України, які обмежують вміст небезпечних речовин

### India

RoHS compliant as per E-waste (Management) Rules.

### Vietnam

Lenovo products sold in Vietnam, on or after September 23, 2011, meet the requirements of the Vietnam Circular 30/2011/TT-BCT ("Vietnam RoHS").

### European Union

Lenovo products sold in the European Union, on or after 3 January 2013 meet the requirements of Directive 2011/65/EU on the restriction of the use of certain hazardous substances in electrical and electronic equipment ("RoHS recast" or "RoHS 2"). For more information about Lenovo progress on RoHS, go to: [https://www.lenovo.com/us/en/social\\_responsibility/RoHS-Communication.pdf](https://www.lenovo.com/us/en/social_responsibility/RoHS-Communication.pdf)

### Singapore

Lenovo products sold in Singapore, on or after June 1, 2017, meet the requirements of Government Gazette order No. S 263/2016 Restriction of Hazardous Substances in Electrical and Electronic Equipment in Singapore ("SG-RoHS").

# European Union compliance statement

## European Union conformity



### Compliance with the RE Directive

Lenovo PC HK Limited declares that the radio equipment type Lenovo YT-X705F, Lenovo YT-X705X, Lenovo YT-X705L are in compliance with Directive 2014/53/EU. The full text of the EU declaration of conformity is available at the following internet address:

[http://www3.lenovo.com/us/en/social\\_responsibility/EU\\_DoC\\_tablets](http://www3.lenovo.com/us/en/social_responsibility/EU_DoC_tablets)

This radio equipment operates with the following frequency bands and maximum radio-frequency power:

Model Name	Frequency Bands	Maximum Conducted Power (dBm)
Lenovo YT-X705X	GSM 900	33.5
	GSM 1800	31
	UMTS B1/B8	25
	LTE B1/B3	24
	LTE B5/B8/B20	25
	LTE B7	22.5
Lenovo YT-X705L	LTE B38	23.5
	LTE B40	24.5
	WLAN 2400-2483.5	17.5
	WLAN 5150-5350/5470-5725	16.5
	WLAN 5725-5850	11
Lenovo YT-X705F	Bluetooth 2400-2483.5	10
	WLAN 2400-2483.5	17
	WLAN 5150-5350/5470-5725	16
	WLAN 5725-5850	11
	Bluetooth 2400-2483.5	10

- The above information is for EU countries only. Please refer to the actual product for supported frequency bands in other countries..

## Specific Absorption Rate information

YOUR MOBILE DEVICE MEETS INTERNATIONAL GUIDELINES FOR EXPOSURE TO RADIO WAVES.

Your mobile device is a radio transmitter and receiver. It is designed not to exceed the limits for exposure to radio waves (radio frequency electromagnetic fields) recommended by international guidelines. The guidelines were developed by an independent scientific organization (ICNIRP) and include a substantial safety margin designed to assure the safety of all persons, regardless of age and health.

The radio wave exposure guidelines use a unit of measurement known as the Specific Absorption Rate, or SAR. The SAR limit for mobile devices is 2W/kg. Tests for SAR are conducted using standard operating positions with the device transmitting at its highest certified power level in all tested frequency bands. The highest SAR values under the ICNIRP guidelines for your device model are listed below:

Maximum SAR for this model and conditions under which it was recorded.				
Europe 10g SAR Limit (2.0 W/kg	Lenovo YT- X705L Lenovo YT- X705X	Body-worn	UMTS B1, Wi-Fi, Bluetooth	1.564 W/ kg
	Lenovo YT- X705F	Body-worn	Wi-Fi, Bluetooth	0.504 W/ kg

During use, the actual SAR values for your device are usually well below the values stated. This is because, for purposes of system efficiency and to minimize interference on the network, the operating power of your mobile device is automatically decreased when full power is not needed for the data connection. The lower the power output of the device, the lower its SAR value.

If you are interested in further reducing your RF exposure then you can easily do so by limiting your usage or simply using a hands-free kit to keep the device away from the body.

© Copyright Lenovo 2019.

**Reduce | Reuse | Recycle**



V1.0\_20190619



7011AA000543

MC

Printed in China