

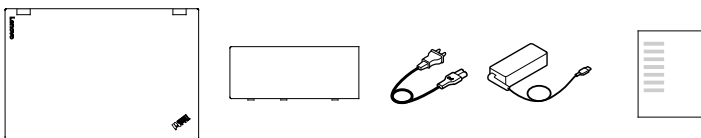
ThinkPad[®] P52

Setup Guide

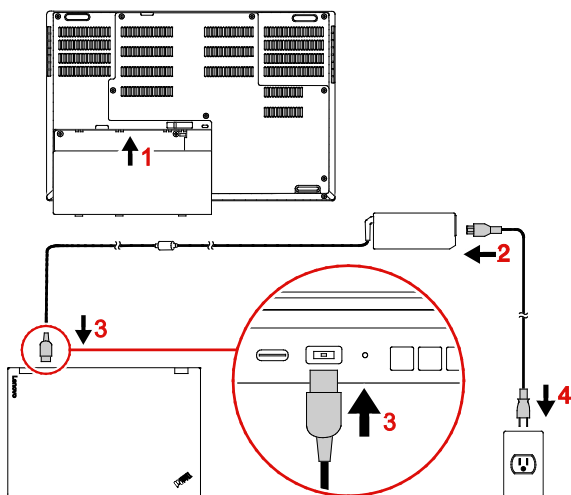
Lenovo[™]

Unpack

Standard items



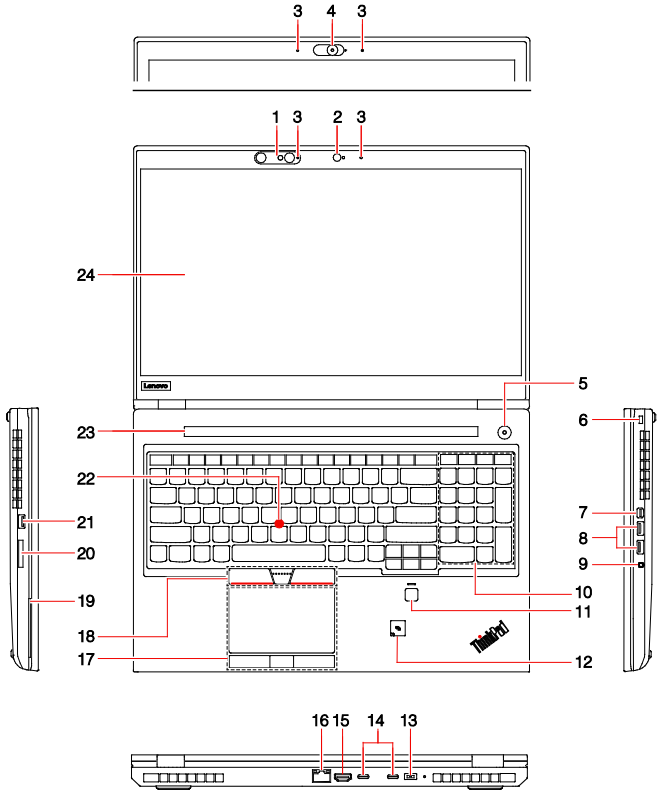
Initial setup



E-manual



Overview



[English]

- | | |
|---------------------------------------|---|
| 1. Infrared camera * | 2. Conventional camera * |
| 3. Microphones | 4. Conventional camera with ThinkShutter * |
| 5. Power button | 6. Security-lock slot |
| 7. Mini DisplayPort® connector | 8. USB 3.1 connectors Gen 1 |
| 9. Audio connector | 10. Numeric keypad |
| 11. Fingerprint reader | 12. NFC label * |
| 13. Power connector | 14. USB-C™ connectors (Thunderbolt™ 3 compatible) |
| 15. HDMI™ connector | 16. Ethernet connector |
| 17. Trackpad with buttons | 18. TrackPoint® buttons |
| 19. Smart-card slot * | 20. SD-card slot |
| 21. Always On USB 3.1 connector Gen 1 | 22. TrackPoint pointing stick |
| 23. Speakers | 24. Multi-touch screen * |

* Available on some models

Compliance with the EU Radio Equipment Directive

The following applies to models with a radio device.

Hereby, Lenovo (Singapore) Pte. Ltd., declares that the radio equipment type ThinkPad P52 is in compliance with Directive 2014/53/EU.

For further information about EU regulatory compliance, refer to the *Safety and Warranty Guide* that comes with your computer.

First Edition (June 2018)
© Copyright Lenovo 2018.

LIMITED AND RESTRICTED RIGHTS NOTICE: If data or software is delivered pursuant to a General Services Administration "GSA" contract, use, reproduction, or disclosure is subject to restrictions set forth in Contract No. GS-35F-05925.

Reduce | Reuse | Recycle

