

# HISMART

A Gift to All Urban Explorers

lèpow™

# Easy to Convert

## Messenger Bag



Shoulder Strap



HiSmart



HiRemote

①



Slide in the HiRemote into the shoulder strap with the circle facing up.

②



Loop the strap into both sides of the HiSmart and the messenger bag is ready.

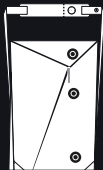
③

## Backpack



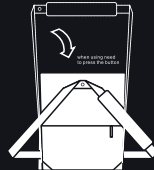
Twist and lift up the Fidlock to unfold the bag.

①



Fold it 1/3 down to convert the HiSmart.

②



Snap the button into the corresponding hole and the backpack is ready.

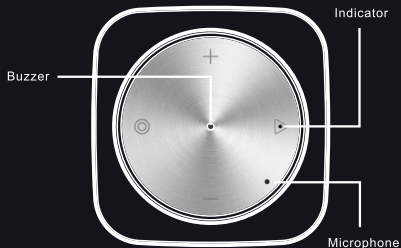
③

②

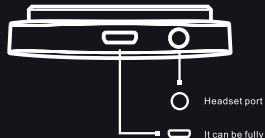
# HiRemote

To use: Turn on the HiRemote (hold the "play" ► for a few seconds) > Turn on Bluetooth of the phone > Search and connect to "B01". After that, you can answer/hang up incoming calls and play/pause the music. Note: Headset is needed while answering the phone and playing music.

- + Next song or increase the volume
- Last song or decrease the volume
- ⦿ APP functions: Press "⦿" to sync with Hiremote app (see app page)
- Turn on/off the HiRemote: Hold "►" for a few seconds (blue indicator light will flash)
- Answer phone calls: Press "►"
- Ignore phone calls: Hold "►" for a few seconds
- Play and pause music: Press "►"



Front View



Button View

It can be fully charged in 2 hours with the charging port. Indicator will flash blue while charging. When the HiRemote is fully charged, the light will change solid blue.

# Hiremote App

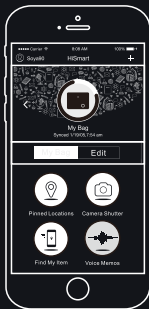
How to download: Scan QR code or go to <https://hismart.us> to download and install HiSmart App > Enter the app > Select preference (select one out of three functions from pin location, 2-way tracking and voice recording) > The selected icon will turn gray to show that the function has been activated.



Hiremote



Bluetooth 4.0 technology has a connection distance of 33 feet.



Battery level indicator



Add another device to the list



Switch to another device



Go to app > click " " to check your location history.  
Click " " to pin your current location.



Go to app > click " " to turn on the camera.  
Click " " to take a picture.



Go to app > click " " to select the function.  
Find your HiSmart: Click " " > select find my  
HiSmart then the HiRemote will sound.  
Find your phone: hold " " for a few seconds  
to sound the phone's alarm.



Go to app > click " " to select the function. Click " " to start recording (please speak closer to the mic).  
Click " " again to pause recording.

# Specification and Warranty Policy

## Specification

### 1. HISMART-M Dimensions:

- 13"W \* 10"H \* 5"D (messenger mode)
- 13"W \* 15"H \* 5"D (backpack mode)

### HISMART Dimensions:

- 14"W \* 12"H \* 5"D (messenger mode)
- 14"W \* 18"H \* 5"D (backpack mode)

2. Battery: Lithium battery, 120mAh capacity: 100mA input

3. Duration: 7-9 hours with headset functions

4. Bluetooth transfer distance: <=32 feet

5. Find item distance: <=164 feet

6. Fabric material: water proof canvas, Italian leather  
Lining material: chinlon

7. Package content: HiSmart bag (one), HiRemote (one),  
specification (one), micro-usb cable (one)

## Terms of service and warranty:

1. The terms of service for the bag will last for 6 months from the selling date and the warranty for the HiRemote will last for 12 months from the selling date. Purchase record should be provided at the point of purchase.
2. Payment for services is required after the terms of service. You can contact [hismart@lepowglobal.com](mailto:hismart@lepowglobal.com) if you need any help regarding HiSmart.

## The warranty can't apply to the following situations:

1. Products not produced by Lepow.
2. Products not sold by authorized agency.
3. Any damages caused by natural disaster or force beyond control.
4. Any damage or accident caused by human factors like disassembly, change of original documents, usage/installation or maintenance done without following the instructions.
5. Obliterate or tearing up the bar code.
6. Product exceeding the terms of service and warranty.

**lepow™** has final interpretation of the terms of service and warranty.



### WARNING

Please don't disassemble the bag or the HiRemote, otherwise Lepow will not be responsible for any accidents that will result in damage such as electric shock or burns.

#### **FCC STATEMENT :**

This device complies with Part 15 of the FCC Rules. Operation is subject to the following two conditions:

(1) This device may not cause harmful interference, and

(2) This device must accept any interference received, including interference that may cause undesired operation.

Warning: Changes or modifications not expressly approved by the party responsible for compliance could void the user's authority to operate the equipment.

NOTE: This equipment has been tested and found to comply with the limits for a Class B digital device, pursuant to Part 15 of the FCC Rules. These limits are designed to provide reasonable protection against harmful interference in a residential installation. This equipment generates uses and can radiate radio frequency energy and, if not installed and used in accordance with the instructions, may cause harmful interference to radio communications. However, there is no guarantee that interference will not occur in a particular installation. If this equipment does cause harmful interference to radio or television reception, which can be determined by turning the equipment off and on, the user is encouraged to try to correct the interference by one or more of the following measures:

Reorient or relocate the receiving antenna.

Increase the separation between the equipment and receiver.

Connect the equipment into an outlet on a circuit different from that to which the receiver is connected.

Consult the dealer or an experienced radio/TV technician for help.

#### **RF warning statement:**

The device has been evaluated to meet general RF exposure requirement. The device can be used in portable exposure condition without restriction.

Please scan the QR code below for more details.



Please scan the QR code below for customer service.



To first supporters of HiSmart: We will keep  
updating the function and experience of HiSmart.  
Thank you for your support!