

NOTICE

1. Please use the item in normal temperature.
2. Please do not put the item in rain or wet environment, do not put it into any liquid.
3. Please do not throw the item to prevent damage from dropping.
4. Please do not cover the holes on the unit, do not insert anything into the holes on the unit.
5. Please do not put the item close to any heat-source.
6. If the connecting cable not match the item, please contact with retailers.
7. Users should not disassemble, repair, modify the item by their own.
8. Please charge the item with charger not exceed 5V.
9. Long time use with high-volume may damage your hearing. Pls use the item with lower volume.
10. User's disassembling will make the item out of warranty.
11. When the battery is running out, please do not turn to the biggest volume when charging, suggest turn to the middle volume.

Specification

Bluetooth Version: Bluetooth 3.0
 Output power : 1.8W*1
 MINI USB charging : DC 5V---500mA
 Battery capacity: 300mah
 Service time : 2.5h at medium volume
 Unit Weight: 0.178kg
 Unit demention: 70(L)*70(D)*86 (H) mm

This device complies with Part 15 of the FCC Rules. Operation is subject to the following two conditions: (1) This device may not cause harmful interference, and (2) This device must accept any interference received, including interference that may cause undesired operation.

Warning: Changes or modifications to this unit not expressly approved by the party responsible for compliance could void the user's authority to operate the equipment.

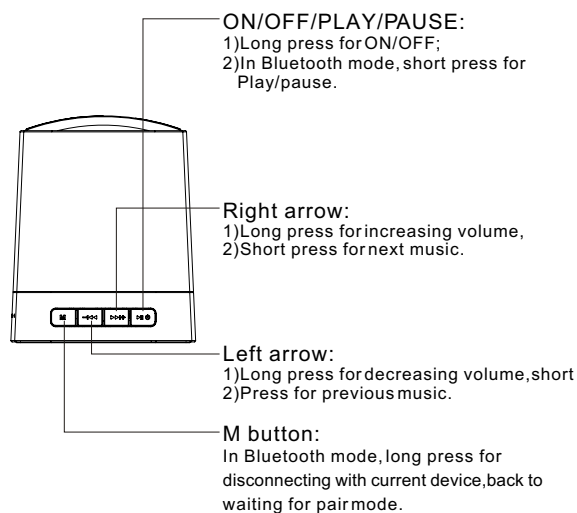
NOTE: This equipment has been tested and found to comply with the limits for a Class B digital device, pursuant to Part 15 of the FCC Rules. These limits are designed to provide reasonable protection against harmful interference in a residential installation. This equipment generates, uses and can radiate radio frequency energy and, if not installed and used in accordance with the instructions, may cause harmful interference to radio communications.

However, there is no guarantee that interference will not occur in a particular installation. If this equipment does cause harmful interference to radio or television reception, which can be determined by turning the equipment off and on, the user is encouraged to try to correct the interference by one or more of the following measures:

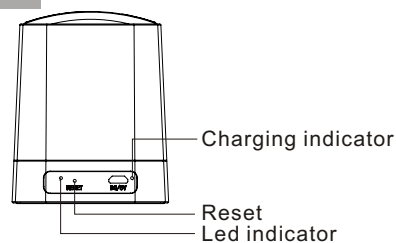
- Reorient or relocate the receiving antenna.
- Increase the separation between the equipment and receiver.
- Connect the equipment into an outlet on a circuit different from that to which the receiver is connected.
- Consult the dealer or an experienced radio/TV technician for help.

The device has been evaluated to meet general RF exposure requirement. The device can be used in portable exposure condition without restriction.

Buttons



LED indicator



Power on:
 LED indicator fast flashing in blue, waiting for pair. After pair with other device, LED indicator will slow flashing.

Waiting for pair:
 Fast flashing in blue.

Paired:
 Slow flashing in blue.

Charging:
 Charging indicator keep lighting in red, and turn off when full charged.


Reset:
 If the unit was freeze, press reset to shut down unit, and Press power button for restart.

Bluetooth pairing instruction:

Default setting as un-paired (LED indicator fast flashing in blue), while unit paired, indicator will turn to slow flashing in blue. For quit from paired mode, long pressing M button (about 4 seconds), the LED indicator will change to fast flashing in blue. User can search on other Bluetooth devices for the unit named "Proscan PSP483" for pairing. Indicator will change to slow flashing in blue while paired success.

Common problems

Item	How to solve
Unable to pair	1. Shut down unit and restart 2. If a code was required, pls input 0000
With breaks during music play	Please check if you are over working distance, or any obstacle between paired devices.
No sound while music play	1. Check the volume setting on item, and increase volume 2. Check if it was paused
Unable to power on	Please charge the item
Unable to operate	Press reset and restart the item

 If at any time in the future you should need to dispose of this product please note that waste electrical products should not be disposed of with household waste. Please recycle where facilities exist. Check with your Local Authority or retailer for recycling advice. (Waste Electrical and Electronic equipment Directive)

⚠ Owing to continuous improvement, no prior notice will be given regarding changes on above feature and spec.

保修卡：240*160mm，红色线不需印
 80G书纸，正反面印刷（英文一面，法文一面）
 先横向二折再竖向对折（英文封面在最上面）