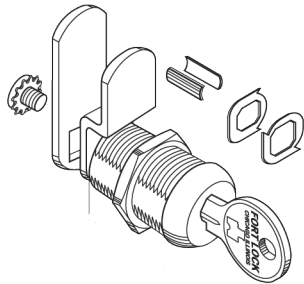


23000 Series Single Bitted Cam Lock



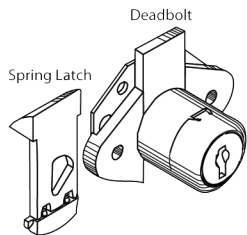
Stocking Part #'s

- MFW23038-KA-217 (3/8")
- MFW23038-KA-224 (3/8")
- MFW23038-KD (3/8")
- MFW23058-KA-217 (5/8")
- MFW23058-KA-224 (5/8")
- MFW23058-KD (5/8")
- MFW23078-KA-217 (7/8")
- MFW23078-KA-224 (7/8")
- MFW23078-KD (7/8")
- MFW23118-KA-217 (1-1/8")
- MFW23118-KA-224 (1-1/8")
- MFW23118-KD (1-1/8")
- MFW23138-KA-217 (1-3/8")
- MFW23138-KA-224 (1-3/8")
- MFW23138-KD (1-3/8")
- MFW23168-KA-217 (1-3/4")
- MFW23168-KA-224 (1-3/4")
- MFW23168-KD (1-3/4")

Stocking Part #'s

Brass

- MFW23038B-KA-217 (3/8")
- MFW23038B-KA-224 (3/8")
- MFW23038B-KD (3/8")
- MFW23058B-KA-217 (5/8")
- MFW23058B-KA-224 (5/8")
- MFW23058B-KD (5/8")
- MFW23078B-KA-217 (7/8")
- MFW23078B-KA-224 (7/8")
- MFW23078B-KD (7/8")
- MFW23118B-KA-217 (1-1/8")
- MFW23118B-KA-224 (1-1/8")
- MFW23118B-KD (1-1/8")
- MFW23138B-KA-217 (1-3/8")
- MFW23138B-KA-224 (1-3/8")
- MFW23138B-KD (1-3/8")
- MFW23168B-KA-217 (1-3/4")
- MFW23168B-KA-224 (1-3/4")
- MFW23168B-KD (1-3/4")



23000 Series Single Bitted Drawer Lock

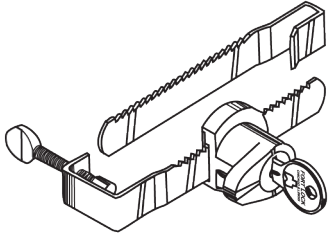
Stocking Part #'s

- MFW23006-KA-217 (3/4" Spring Latch and Deadbolt)
- MFW23006-KD (3/4" Spring Latch and Deadbolt)
- MFW23007-KA-217 (7/8" Spring Latch and Deadbolt)
- MFW23007-KD (7/8" Spring Latch and Deadbolt)

Stocking Part #'s

- MFW23006B-KA-217 (3/4" Spring Latch and Deadbolt)
- MFW23006B-KD (3/4" Spring Latch and Deadbolt)
- MFW23007B-KA-217 (7/8" Spring Latch and Deadbolt)
- MFW23007B-KD (7/8" Spring Latch and Deadbolt)

23000 Series Single Bitted Showcase Lock



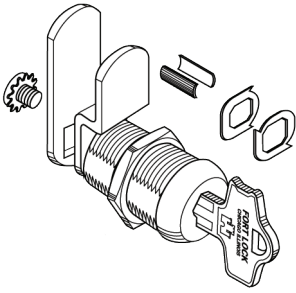
Features:

- Two one way bars, Wood and Glass
- 90° Key Turn to open
- Key Removable at 12:00
- Removable cylinder for rekeying
- Anti-Spread housing

Stocking Part #'s

- MFWSG23000-KA-217
- MFWSG23000-KA-224
- MFWSG23000-KD

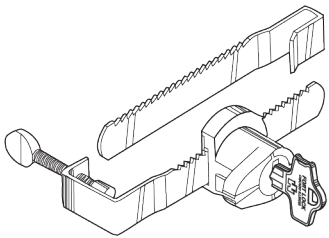
29000 Series Double Bitted High Security Cam Lock



Stocking Part #'s

- MFW29038-KA-3012 (3/8")
- MFW29038-KD (3/8")
- MFW29058-KA-3012 (5/8")
- MFW29058-KD (5/8")
- MFW29078-KA-3012 (7/8")
- MFW29078-KD (7/8")
- MFW29118-KA-3012 (1-1/8")
- MFW29118-KD (1-1/8")
- MFW29138-KA-3012 (1-3/8")
- MFW29138-KD (1-3/8")

29000 Series Double Bitted High Security Showcase Lock



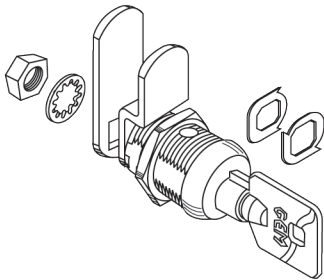
Features:

- Two one way bars, Wood and Glass
- Removable cylinder for rekeying
- Anti-Spread housing

Stocking Part #'s

- MFWSG29000-KA-3059
- MFWSG29000-KD

Gem 1000 Series Tubular High Security Cam Lock

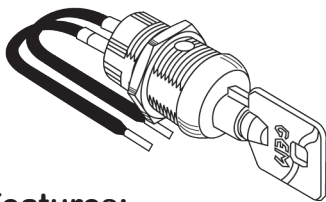


Stocking Part #'s

- MFW1038-KA79 (3/8")
- MFW1038-KD (3/8")
- MFW1058-KA-79 (5/8")
- MFW1058-KD (5/8")
- MFW1078-KA-79 (7/8")
- MFW1078-KD (7/8")
- MFW1118-KA-79 (1-1/8")
- MFW1118-KD (1-1/8")
- MFW1148-KA-79 (1-1/2")
- MFW1148-KD (1-1/2")

Gem 1000 Series Tubular High Security Switch Lock

Stocking Part #'s

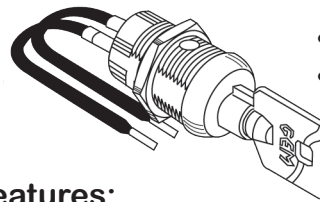


- SW2-1138AD-KA-79
- SW2-1138AD-KD

Features:

- Maintains contact at 3:00
- Single pole, Single throw switch
- 110-120VAC, 7 Amps
- Key removable at 12:00 and 3:00
- 1-3/8" long
- 10" Lead length

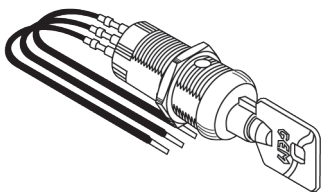
Stocking Part #'s



- SW20-1138MC-KA-79
- SW20-1138MC-KD

Features:

- Momentary contact, Single pole, Single throw switch
- 110-120VAC, 7 Amps
- 90° CW Turn Contacts closed springs back to 12:00, Key removable
- 1-3/8" long
- 10" Lead length



Features:

- Rekeyable Switch Lock
- UL Rated
- Maintaining and Momentary
- Contact Single pole, Double throw switch
- 125/250VAC, 7 Amps
- Key removable at 12:00 and 3:00
- 1-3/8" long
- 10" Lead length

Stocking Part #'s

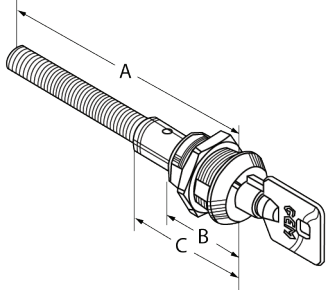
- SW3-1138-KA-79
- SW3-1138-KD

Parts Provided For:

Function	Turn	Key Removable	Function
1	90° CW	12 & 3	Maintained
2	90° CW	12	Momentary Spring Back

Gem 1000 Series

Threaded Shaft Lock



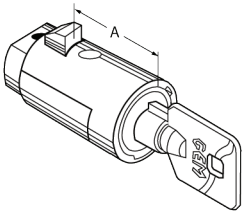
Features:

- Dimension A=8", B=5/8", C=1-1/2"
- 2 Key pulls at 12 and 6

Stocking Part #'s

- TS1058BD-KA-27379
- TS1058BD-KD

Gem 1000 Series Inner Cylinder for POP-OUT T Handle



Features:

- Meets NAMA Standards
- Dimension A=59/64"

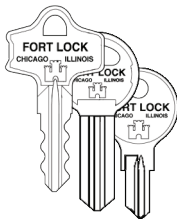
Stocking Part #'s

- YPT1010-KA-82
- YPT1010-KD

Parts and Key Blanks

Stocking Part #'s

- K54G
- K750
- K752
- K757
- K775
- K82
- K84M
- KM54G
- KML54G
- KS900



Stocking Part #'s

- SF-3200 (2" Straight Cam)
- SF-4000 (2-1/2" Straight Cam)




Features:

- Sem Screw
- 1/4"-20-1/4"



Stocking Part #'s

- M530004011610J



Features:

- Wafer Key Kit
- For use on 23000 series

Stocking Part #'s

- RKK-130