

## Marketing Bulletin

<b>Brand/product</b>	Von Duprin, Price Book 5, Effective August 2017
<b>Date</b>	January 2018
<b>Subject</b>	Quarterly Price Book Update (January 2018)
<b>Contact</b>	Yong Lacy, Linda Ainza


The following are the updates made to this price book:

Page #	Description of Change
17	Special Order Product Quotes email address corrected to VDI_Specials@allegion.com
27	Added 1439F as an optional strike for 33A/35A rim fire-rated device
29-34, 57-65, 74	313 with US10B special finish now standard and listed as US10B. Added price lists accordingly.
67	Clarified pricing for LBR options
69	Spelling correction for QEL Conversion kits - Com to Conv.
89	Added 1439F Strike, and 299F Adapter kit (050996-622)
93, 94, 95	Added ME1, ME2, and ME3 levers to M Collection
95	Changes 360L-DT to 360L Added note - L-NL function obtained by field conversion of L function. Corrected description of 33-WDA
100	Added mortise lock in mechanical accessories
102	Added 12" extension rod for 8827
118	Added 2227 mounting package
120	Added CDSI/HDSI pkg kit (900416-00)
89,124	Added 299F adapter kit (050996-622)
138	Added CDSI/HDSI pkg kit (900416-00)
147	Added 7500 adapter harness 106181 (Moved from page 166)
149	Added 03, 06, 17, Latitude and Longitude Stainless Steel Lever kits
154	Added 03, 06, 17, Longitude Stainless Steel Lever kits
158	Added 299F adapter kit (050996-622)
162	Corrected price for 6224AL Faceplate to \$440
164	Added QEL CON E7500 Adapter Harness 106187 and QEL Modified Harness 106198 - (moved from page 166)
165	Added DE5300/RCM PCB Kit - 15 second release Added DE5300/RCM key switch 040169 and Cable kit 040188 ( Moved from page 166)
166	Moved some parts out to appropriate sections in the book. Deleted Chexit w/ Connector (106188) - no longer used
167	Corrected 2670 Cover screw kit to \$9.00
170	Deleted 090055

**VON DUPRIN®**

# Price book 5

Effective August 12, 2017 • Rev 1/18



**This price list supersedes and cancels all previous price lists. Prices shown are subject to change without notice.**

### Administrative Offices

Allegion Administrative Office  
11819 N. Pennsylvania St.  
Carmel, IN 46032  
[us.allegion.com](http://us.allegion.com)

### Placing orders

You can place orders with Allegion via the fax number or email listed below:

Email: [Order\\_VonDuprin@allegion.com](mailto:Order_VonDuprin@allegion.com)  
Fax#: 1-800-999-0328

### Engineering Special Product Quotes

Email: [VDI\\_Specials@allegion.com](mailto:VDI_Specials@allegion.com)  
Fax #: 1-877-730-6248

### Customer Care

Our Customer Care Representatives are available for questions or assistance.  
You can reach them at **877-671-7011** (Press/Say 1 for Sales Support | Press/Say 2 for Product Support | Press/Say 3 for SSC) or through the email addresses listed below:

### Sales Support

<b>Carolinas</b> (North Carolina, South Carolina, Virginia) <a href="mailto:Carolinas_Sales_Support@allegion.com">Carolinas_Sales_Support@allegion.com</a>	<b>Michigan</b> <a href="mailto:Michigan_Sales_Support@allegion.com">Michigan_Sales_Support@allegion.com</a>	<b>Northern California</b> <a href="mailto:Northern_California_Sales_Support@allegion.com">Northern_California_Sales_Support@allegion.com</a>
<b>Central</b> (Arkansas, Illinois, Iowa, Kansas, Missouri, Nebraska, Oklahoma) <a href="mailto:Central_Sales_Support@allegion.com">Central_Sales_Support@allegion.com</a>	<b>Mid Atlantic</b> (Delaware, Maryland, New Jersey) <a href="mailto:Mid_Atlantic_Sales_Support@allegion.com">Mid_Atlantic_Sales_Support@allegion.com</a>	<b>Northwest</b> (Alaska, Oregon, Washington) <a href="mailto:Northwest_Sales_Support@allegion.com">Northwest_Sales_Support@allegion.com</a>
<b>Chicago</b> (Illinois-Northern, Wisconsin) <a href="mailto:Chicago_Sales_Support@allegion.com">Chicago_Sales_Support@allegion.com</a>	<b>Midwest</b> (Indiana, Kentucky, Ohio, West Virginia) <a href="mailto:Midwest_Sales_Support@allegion.com">Midwest_Sales_Support@allegion.com</a>	<b>South</b> (Alabama, Georgia, Louisiana, Mississippi, Tennessee) <a href="mailto:South_Sales_Support@allegion.com">South_Sales_Support@allegion.com</a>
<b>Florida</b> <a href="mailto:Florida_Sales_Support@allegion.com">Florida_Sales_Support@allegion.com</a>	<b>Mountain States</b> (Colorado, Idaho, Montana, Nevada, Utah, Wyoming) <a href="mailto:Mountain_States_Sales_Support@allegion.com">Mountain_States_Sales_Support@allegion.com</a>	<b>Southern California</b> (California-Southern, Hawaii) <a href="mailto:Southern_California_Sales_Support@allegion.com">Southern_California_Sales_Support@allegion.com</a>
<b>Great Lakes</b> (New York, Pennsylvania) <a href="mailto:Great_Lakes_Sales_Support@allegion.com">Great_Lakes_Sales_Support@allegion.com</a>	<b>New England</b> (Connecticut, Main, Massachusetts, New Hampshire, Rhode Island, Vermont) <a href="mailto:New_England_Sales_Support@allegion.com">New_England_Sales_Support@allegion.com</a>	<b>Southwest</b> (Arizona, New Mexico) <a href="mailto:Southwest_Sales_Support@allegion.com">Southwest_Sales_Support@allegion.com</a>
<b>Metro New York</b> <a href="mailto:Metro_New_York_Sales_Support@allegion.com">Metro_New_York_Sales_Support@allegion.com</a>	<b>North Central</b> (Minnesota, North Dakota, South Dakota) <a href="mailto:North_Central_Sales_Support@allegion.com">North_Central_Sales_Support@allegion.com</a>	<b>Texas</b> <a href="mailto:Texas_Sales_Support@allegion.com">Texas_Sales_Support@allegion.com</a>

### Technical Product Support

Exit Devices  
[Exits\\_TechProdSupport@allegion.com](mailto:Exits_TechProdSupport@allegion.com)

### Request for Quote

<b>Carolinas</b> (North Carolina, South Carolina, Virginia) <a href="mailto:Carolinas.Quotes@allegion.com">Carolinas.Quotes@allegion.com</a>	<b>Michigan</b> <a href="mailto:Michigan.Quotes@allegion.com">Michigan.Quotes@allegion.com</a>	<b>Northern California</b> <a href="mailto:NoCal.Quotes@allegion.com">NoCal.Quotes@allegion.com</a>
<b>Central</b> (Arkansas, Illinois, Iowa, Kansas, Missouri, Nebraska, Oklahoma) <a href="mailto:Central.Quotes@allegion.com">Central.Quotes@allegion.com</a>	<b>Mid Atlantic</b> (Delaware, Maryland, New Jersey) <a href="mailto:MidAtlantic.Quotes@allegion.com">MidAtlantic.Quotes@allegion.com</a>	<b>Northwest</b> (Alaska, Oregon, Washington) <a href="mailto:Northwest.Quotes@allegion.com">Northwest.Quotes@allegion.com</a>
<b>Chicago</b> (Illinois-Northern, Wisconsin) <a href="mailto:Chicago.Quotes@allegion.com">Chicago.Quotes@allegion.com</a>	<b>Midwest</b> (Indiana, Kentucky, Ohio, West Virginia) <a href="mailto:Midwest.Quotes@allegion.com">Midwest.Quotes@allegion.com</a>	<b>South</b> (Alabama, Georgia, Louisiana, Mississippi, Tennessee) <a href="mailto:South.Quotes@allegion.com">South.Quotes@allegion.com</a>
<b>Florida</b> <a href="mailto:Florida.Quotes@allegion.com">Florida.Quotes@allegion.com</a>	<b>Mountain States</b> (Colorado, Idaho, Montana, Nevada, Utah, Wyoming) <a href="mailto:Mtn.States.Quotes@allegion.com">Mtn.States.Quotes@allegion.com</a>	<b>Southern California</b> (California-Southern, Hawaii) <a href="mailto:SoCal.Quotes@allegion.com">SoCal.Quotes@allegion.com</a>
<b>Great Lakes</b> (New York, Pennsylvania) <a href="mailto:GreatLakes.Quotes@allegion.com">GreatLakes.Quotes@allegion.com</a>	<b>New England</b> (Connecticut, Main, Massachusetts, New Hampshire, Rhode Island, Vermont) <a href="mailto:NewEngland.Quotes@allegion.com">NewEngland.Quotes@allegion.com</a>	<b>Southwest</b> (Arizona, New Mexico) <a href="mailto:Southwest.Quotes@allegion.com">Southwest.Quotes@allegion.com</a>
<b>Metro New York</b> <a href="mailto:Metro.Quotes@allegion.com">Metro.Quotes@allegion.com</a>	<b>North Central</b> (Minnesota, North Dakota, South Dakota) <a href="mailto:NorthCentral.Quotes@allegion.com">NorthCentral.Quotes@allegion.com</a>	<b>Texas</b> <a href="mailto:Texas.Quotes@allegion.com">Texas.Quotes@allegion.com</a>

Sales Policy	3
General Terms and Conditions of Sale and Service	4 - 7
Finishes	8
Standard Lever Suites	9
M Collection Levers	10
General Information	11
How to Order	12-13
Special Products	14 - 18
Warranty	inside back cover
<b>Exit Devices</b>	
22 Series	20-24
33A/35A Series	25-38
55 Series	39-45
88 Series	46-52
94/95 INPACT Series	78-83
98/99 Series	53-70
XP98/99 Series	71-77
2670 Guard-X Series	84-85
<b>Exit Device Options</b>	
-2 - Double Cylinder	66, 75
-2SI - Double Cylinder with Security Indicator	66, 75
AM - Anti-Microbial Finish	38, 68
AX - Accessible Device	24, 38, 66, 75, 83
CD - Cylinder Dogging	35, 66, 75
CDSI - Cylinder Dogging w/ Indicator	35, 66, 75
CI - Cylinder Dogging Indicator	66, 75
CON - Connectors	24, 38, 70, 73, 108
Crossbar Options	52
CS - Cable System	37, 68
CX - Chexit	37, 70, 77
DI - Dogging Indicator	66, 75
E - Electric Unlocking	38, 52, 70, 77
EL - Electric Latch Retraction	36, 69, 76
Flush Transom	52
HDSI - Hex Dogging w/ Indicator	35, 66, 75
HH - Hurricane	66
INS - Insulclad or Applied Panel	36, 67
LBR - Less Bottom Rod	24, 38, 67, 79
LD - Less Dogging	24, 35, 66, 75
LX - Latchbolt Monitoring	24, 26, 36, 69, 76, 83
PL - Pullman Latches	37, 52, 67
PN - Pneumatic	35, 69
QEL - Quiet Electric Latch Retraction	36, 69, 76, 83
RX - Request to Exit	24, 36, 52, 69, 76
SD - Special Center Case Dogging	66, 69, 75, 76
SG - Safety Glow	35, 67
SS - Signal Switch	36, 69, 83, 88
Touchbar Options	67
WH - Weep Holes	35, 68
WS - Windstorm	66
<b>Exit Locks - Latching Hardware</b>	
GUARD-X	84-85

<b>Accessories</b>	
Controls	95-97
Cover Plates	98
Cylinders	98
Dummy Cross Bars-55DU/88DU	88
Dummy Touch Bars-330/350	88
Extension Rods	102
Glass Bead Kits	98
Mullions	99-100
One Piece Top Rod Kits	102
Rod & Latch Guards	100
Mortise Locks	100
237 Two Point Latch	101
Security Screws Packages	103
Sex Bolts	104
SLM Blocking Mounting Packages	104
Strikes	89
Trims	90-94
<b>Electrical Products</b>	
Alarm Kits/Mortise Locks	106
Switches/Delayed Exit System/Interface Boxes	107
Allegion Connect/Electric Power Transfers	108
Power Supplies	109
Electric Strikes	110-112
Monitor Strikes/Schlage Electronic Trim	112
<b>Parts</b>	
Numerical Index	114-117
22 Series	118-119
33A/35A Series	120-124
33A/3549A Series	125
33/3550AWDC Series	126
330/350 Series	127
55 Series	128-130
88 Series	131-136
94/95 Series	146
98/99 Series	137-142
98-9949 Series	143
98/9950 WDC Series	144
XP98/99 Series	145
7500 Mortise Lock	147
Controls	148-150
Electric Strikes	160-163
Electric Parts	164-166
GUARD-X	167
Maintenance Kit	159
Mullions	157
Screw Packages/Shims/Miscellaneous	158
Service Replacement Items	168
Trims	151-156
Part Number Cross Reference	169-170
Wiring Diagrams	171-173

## Sales Policy

**General:** The Company will comply with applicable laws and regulations in effect on the date of the Company's proposal as they may apply to the manufacture of the Equipment. Compliance with any local governmental laws or regulations relating to the location, use or operation of the Equipment, or its use in conjunction with other equipment, shall be the sole responsibility of the Purchaser.

**Title and Risk of Loss:** Title and risk of loss or damage to the Equipment shall pass to the Purchaser upon tender of delivery F.O.B. manufacturing facility unless otherwise agreed upon by the parties, except that a security interest in the Equipment shall remain in the Company, regardless of mode of attachment to realty or other property, until full payment has been made therefor. Purchaser agrees upon request to do all things and acts necessary to perfect and maintain said security interest and shall protect Company's interest by adequately insuring the Equipment against loss or damage from any cause wherein the Company shall be named as an additional insured.

**Minimum Charge:** Minimum invoice is \$50.00 net product value, excluding freight charges.

**Non-Standard and Special Items:** Contact factory for availability and price of non-standard finishes and special items not listed in this price book. Additional charges may be accrued for product modification or engineering services.

Additional charges may be necessary for furnished material for doors, frames, and rabbeted frames, other than standard. Submit door and frame detail if quotation is desired 1-3/4" and 2-1/4" are considered standard.

**Purchase Authorization:** Prior credit approval will be required from all purchasers. Possession of this price book does not imply the right to purchase from Von Duprin, Inc. Authorized Von Duprin, Inc. distributors will be required to maintain a minimum of \$25,000.00 in net purchases per year to be maintained as a direct factory account.

**Patents:** The Company shall defend any suit or proceeding brought against the Purchaser and shall pay any adverse judgment entered therein so far as such suit or proceeding is based upon a claim that the use of the Equipment manufactured by the Company, and furnished under this contract constitutes infringement of any patent of the United States of America, providing the Company is promptly notified in writing and given authority, information and assistance for defense of same; and the Company shall, at its option, procure for the Purchaser the right to continue to use said Equipment, or to modify it so that it becomes non-infringing, or to replace the same with non-infringing equipment, or to remove said Equipment and to refund the purchase price. The foregoing shall not be construed to include any agreement by the Company to accept any liability whatsoever in respect to patents for inventions including more than the Equipment furnished hereunder, or in respect of patents for methods and processes to be carried out with the aid of said Equipment. The foregoing states the entire liability of the Company with regard to patent infringement.

# Terms and Conditions

## Allegion General Terms and Conditions of Sale and Service

**1. GENERAL/ACCEPTANCE.** (a) This Agreement contains the only terms and conditions by which Company will quote and sell Deliverables to Customer; (b) The terms "purchase order" or "order" for the purposes of this Agreement include the term "request for quotation," as appropriate; (c) This Agreement supersedes all pre-printed or boilerplate terms and conditions set forth in any purchase order issued by Customer; (d) No reference herein to Customer's purchase order will in any way incorporate different or additional terms and conditions, all of which Company hereby expressly objects to; (e) **ANY ACCEPTANCE BY COMPANY OF CUSTOMER'S PURCHASE ORDER IS EXPRESSLY CONDITIONED ON THE CUSTOMER'S ASSENT TO AND ACCEPTANCE OF THE TERMS AND CONDITIONS CONTAINED IN THIS AGREEMENT;** (f) Company reserves the right to decline any order, in whole or in part, for any reason.

### 2. ORDERS.

a. **Order Processing.** When Customer wishes to place an order for Deliverables, it will deliver to Company a purchase order. All such purchase orders must (i) be in a written format acceptable to Company, (ii) be legible, (iii) include a purchase order number, (iv) include Customer's account number, invoice address, ship to address, shipping method, shipper's letter of instruction for international shipments, part number, pricing, and designated contact information, (v) include, if applicable, any special configuration ID numbers, necessary programming information, special factory instructions, and requested specifications regarding a particular finish, handling, design, backset, or strike, (vi) reference any applicable pricing discounts under an ongoing buying program or based on a written quote from Company, along with the applicable buying program number or quotation number, and (vii) not combine buying program and quoted product on the same order.

b. **Minimum Orders.** In the event the order value does not meet any required minimum net Deliverable value, Company may, at its sole discretion, (i) increase the quantity of items in the order to meet the minimum net Deliverable value requirement; (ii) apply a minimum order charge; (iii) reject the order, or (iv) waive the requirement, provided that the waiver of a requirement for one order shall not constitute a waiver of the requirement for any future orders.

c. **Acceptance of Purchase Orders.** Company will endeavor to (i) acknowledge receipt of each purchase order issued in accordance with this Agreement, and (ii) notify Customer whether Company accepts or rejects the purchase order. If Company fails to accept or reject a purchase order within a reasonable time period, such failure to respond will be deemed a rejection of the entire order. Orders that combine buying program and quoted product on the same order will be routed back to your local SSC office in order to review subject purchase order.

d. **Changes to Order/ Cancellation of Orders.** Additional terms and conditions regarding order changes and cancellations are available on the Allegion customer website, **WHICH TERMS ARE EXPRESSLY INCORPORATED HEREIN BY REFERENCE.** Unless otherwise provided herein, Customer acknowledges that (i) requesting a Change Order may cause a delay in the scheduled shipment date, a longer lead time or result in a new scheduled shipment date; (ii) Orders may not be changed after 48 hours of Company's order acknowledgment; (iii) After 48 hours of Company's order acknowledgment, all changes to an accepted purchase order will be subject to a Change Order charge of 25% of the net Deliverable value, plus the cost of labor and fabrication or raw material that Company incurred prior to the receipt of the Change Order from Customer, or that may be required due to the Change Order; (iv) the requested change may result in additional charges for labor, fabrication, and raw material, and (v) if Customer cancels an order or portion of an order that includes Deliverables that have been manufactured and prepped for shipping, a 45% restocking fee will apply. Notwithstanding the foregoing, Customer cannot change or cancel credential orders, reader orders, biometrics orders or any non-cataloged, special, Custom or nonstandard items once they have been placed. All cancelled orders for a Non Recurring Expense (NRE), credential orders, reader orders, biometrics orders, and/or Custom orders will be subject to a cancellation charge of 100% of the acknowledged price.

e. **Add-ons.** Add-on orders will not be accepted. Additions to orders will be entered as separate stand-alone orders and must qualify for all terms of sale, including discounts, on an individual basis.

f. **Fast-Track Orders.** No changes or cancellations will be accepted on the 24-Hour Fast Track Program. For 3-day Fast Track orders, changes and cancellations may only be requested by Customer within 24 hours of Company's order acknowledgment if the order has not shipped. For 5-Day Fast Track orders, changes and cancellations may only be requested by Customer if the order has not shipped and if the request is made to Company within 48 hours of Company's order acknowledgment. Return Material Authorization (RMA) for Deliverables must be processed through Fast Track Customer Service.

g. **Steelcraft Orders.** For all Steelcraft orders, changes or cancellations are allowed without penalty only if made within 48 hours of Company's order acknowledgment, and provided that the order has not shipped. Some exceptions do apply – please consult the factory. Changes are not allowed on Rapid Program orders after the order has been entered and acknowledged. After 48 hours of Company's order acknowledgment, all changes or cancellations are subject to a charge of 25% of the order. Unless otherwise specified by Company in writing, any changes to orders acknowledged by Company that affect the delivery date will be deemed a new order and will require acknowledgement by Company as provided in this Section. Additional products, features, terms and conditions regarding the Rapid Program are available on the Allegion customer website, **WHICH TERMS ARE EXPRESSLY INCORPORATED HEREIN BY REFERENCE.**

### 3. PRICES, INVOICES AND PAYMENT.

a. **Prices.** The prices in Company's Price Book are subject to change at any time, without notice to Customer. Company may charge Customer additional amounts if Customer requests special packing, marking, shipment, product modification, or engineering services. Oral prices specified by Company are null and void. Quote numbers must be referenced on Customer's purchase order in order for the Company's quoted pricing to apply. Orders that do not reference a quote number will receive buy program pricing or book net pricing. Quoted prices are for those specific products quoted for a specified job, and are subject to the Price Book in effect at the time Company receives the order.

b. **Taxes.** Prices do not include any present or future federal, state or local property, license, privilege, sales, use, excise, gross receipts or other like taxes or assessments which may result from transactions or any services performed in connection therewith. Any taxes, charges, or duties imposed by any governmental authority on the sale of Deliverables will be paid by Customer, in addition to the selling price specified by Company.

c. **Payment Terms.** Company will deliver to Customer an invoice with each shipment of Deliverables hereunder. Customer will pay all invoiced amounts within 35 days of the invoice date (subject to any early pay discounts that may be offered to Customer by Company in its sole discretion). Customer will make all payments in United States dollars. Past due invoices will be subject to a late payment service charge of 1.5% per month on any overdue unpaid balance, equivalent to 18% per annum, or the maximum rate permitted by law,

whichever is less. Customer shall reimburse Company for all costs of collection, including, without limitation, reasonable attorneys' fees, for any overdue amount owed by Customer to Company, and such collection costs shall also be subject to interest charges.

### 4. QUOTATIONS.

a. **Project Quotations.** Project or new construction quotes are restricted to the specific project quoted for the quantities, finishes, and series of Deliverables referenced on the quote. Company reserves the right to require proof of sale of Company products for any quoted project.

b. **Stock Quotations.** Deliverables fulfilling stock quotations may only be used for the following: i) Stocking of the Customer's shelves for small, quick-turn, discretionary projects, or ii) Sale to a general contractor or installer for new construction. Stock quotations may not be used for any project containing any Company no-substitution, specified products. Deliverables purchased under Stock Quotations cannot be redistributed to other Customer branch locations or re-sold to other resellers or used for aftermarket sales, end-user annual contracts or sold over the counter to any walk in trade.

c. **General.** All quotes are subject to this Agreement, unless otherwise specified by Company, and are subject to change at any time prior to Company's acceptance of a purchase order referencing the applicable quote number. Company, its representatives and employees reserve the right, in their sole discretion and for any reason, to refuse a Customer's request to quote a price other than the standard list price, regardless of whether Company or its representatives or employees have previously quoted discounted prices to the Customer on some or all of its orders. Customer's failure to comply with this Section 4 will be considered a material breach of this Agreement, and will entitle Company to immediately terminate any purchase orders and/or Customer's ability to distribute Company's products.

**5. SECURITY INTEREST.** Customer grants Company, and Company retains, a purchase money security interest and lien on any and all of Customer's rights, title and interest in each Deliverable sold by Company to Customer, wherever located, until the invoice for the applicable Deliverable(s) is paid in full, including any late charges and costs of collection. Customer authorizes Company to, and will assist Company to, taking all necessary steps to perfect and maintain Company's interest in such Deliverables.

**6. CREDIT TERMS.** Unless Customer pre-pays all of its purchase orders in advance, its purchase orders will be subject to the credit limit and other terms of credit ("Credit Terms") set forth in Company's credit application, which Credit Terms Customer acknowledges are subject to change by Company at any time. Company reserves the right to request payment in advance of shipment or any order or to request adequate assurances for Customer's payment of an order and may withhold or stop shipment, without any liability to Company, until Customer submits payment or adequate assurance of payment.

**7. RESALE OF DELIVERABLES.** Customer agrees and warrants that it will offer Company products in support of Company-written specifications and will maintain sufficient inventory to adequately support End Users, installers, and/or general contractors' needs. Company may implement an MSRP or a resale pricing programs at any time in its sole discretion. Failure to comply with such program(s) will be considered a material breach of this Agreement, and will entitle Company to immediately terminate any purchase order and/or Customer's ability to distribute Company's products. Customer shall, at its own expense, gain and maintain sufficient knowledge of the industry and products competitive with Deliverables so as to be able to (a) explain in detail to End Users, installers, and/or general contractors the differences between the Deliverables and competing products, (b) ensure that an adequate number of trained, capable and qualified technical personnel with sufficient knowledge of the Deliverables and who have obtained all necessary licenses and permits are available to assist End Users, installers, and/or general contractors, and (c) respond to such End Users, installers, and/or general contractors with respect to the general operation and use of the Deliverables including, but not limited to, (1) acting as a liaison between the End Users, installers and/or general contractors and Company in matters requiring Company participation, (2) providing general product information and configuration support on standard protocols and features, (3) collecting relevant technical problem identification information, and (4) posting and distributing any warranty information concerning the Products in accordance with Company's instructions. Customer is responsible for all service and support resulting from the re-sale of any Deliverable to End-Users, installers and/or general contractors, examples of which may include, but are not limited to, support activities such as installation, initialization, software set-up, training, trouble-shooting, technical support and field service. In the event Customer is unwilling or unable to perform said support activities, Company reserves the right to recover from Customer any and all expenses incurred by Company to resolve the aforementioned End-User, installer and/or general contractor issues. Technical product training is recommended for Customer in order to fully service and support Deliverables purchased from Company that are resold to End-Users, installers and/or general contractors.

**8. DEFAULT.** If Customer is in default of payment or otherwise with respect to any purchase order or other contract with Company, Company shall have the right, in addition to all other legal remedies and without prejudice to any of its right hereunder, to defer further shipments under that or any other purchase order until such default is corrected and to declare all outstanding bills of Customer to be immediately due and payable.

### 9. INSPECTION AND DELIVERY.

a. **Inspection.** Customer will inspect all Deliverables immediately after receiving them. Customer will be deemed to have accepted the Deliverables unless Customer notifies Company in writing of any nonconformance within 10 days of delivery and provides Company written evidence reasonably documenting that nonconformance. Inspection of Deliverables at Company's facility is not permitted.

b. **Delivery.** Delivery schedules for Deliverables are based upon current production capacities, material or component availability, and inventory, and may be changed by Company as conditions require. Delivery schedules for services are based upon Company's prompt receipt of, and prompt access to, Customer's equipment and all information necessary to complete the services. In no event will any delivery date be construed as falling within the meaning of "time is of the essence." Partial delivery shall be accepted by Customer and paid for at the price and on the terms stated herein. Any partial delivery shall constitute a separate sale, and payment shall be separately made when due. If any part of a delivery hereunder is not delivered by Company in accordance with Customer's purchase order, this Agreement shall not be affected thereby.

**10. TITLE & RISK OF LOSS.** Unless otherwise specified by Company, (i) where the Customer is located in the United States, all Deliverables will be sold "Uniform Commercial Code, FOB Origin, Company's factory"; and (ii) where the Customer is located outside of the United

# Terms and Conditions

States, all Products will be sold "Ex-works, Company's factory (Incoterms 2010)." In either instance, title and risk of loss will pass to Customer upon delivery to the carrier at Company's factory, provided, however, as set forth herein, Company shall retain a security interest in the Deliverables until full payment has been made therefore, and Customer agrees, upon request, to do all things and acts necessary to protect Company's interest by adequately insuring the Deliverables against loss or damage from any cause and to have Company named as an additional insured. Customer will promptly provide Company with a copy of the relevant certificate of insurance upon Company's request.

## 11. SHIPPING.

a. **Freight Charges.** Company will ship all Deliverables in accordance with Company's freight shipment guidelines, which are set forth on the My Allegion Portal ("Freight Shipping Guidelines"), **WHICH TERMS ARE EXPRESSLY INCORPORATED HEREIN.**

b. **Rush Charges.** Expedited order options are available as set forth in Company's Freight Shipping Guidelines.

c. **Packing and Marking.** Company will pack, mark, and ship Deliverables according to its standard procedures for shipment, unless the parties agree, in writing, that Company will comply with any special instructions provided by Customer. Special instructions may result in an increased price.

d. **International Shipments.** For all international orders, a Shipper's letter of instruction must be submitted in writing with the order. Failure to do so will result in the order being rejected. Complete adherence to this order requirement will be strictly enforced. Company will not be held liable for any charges resulting from delays due to lack of complete required information being supplied.

e. Once received by the Company, a purchase order cannot be combined with any other order to increase average order size as it relates to Company's Freight Shipping Guidelines. However, for orders placed under Company's FastTrack 24 Hour/5 Day Program (available for Schlage, Von Duprin, LCN and Glynn-Johnson products); ii) FastTrack 24 Hour/3 Day Program (available for Ives products); or ProExpress (available for specific product lines stated in the ProExpress price book for Falcon, Ives, Glynn Johnson, LCN, Schlage and Von Duprin products), the applicable brands or product categories may, subject to certain order requirements identified by Company, be combined on a single order to increase average order size used in Company's Freight Shipping Guidelines.

**12. CLAIMS.** All claims must be submitted in writing to Company as follows: (i) All claims for price must be submitted within thirty (30) days from the date of invoice; (ii) All claims regarding Deliverable quantity or incorrect orders must be submitted within ten (10) days from the date of delivery; (iii) All claims for damage to Deliverables (while in the care, custody, and control of Company) must be submitted within thirty (30) days from the date of invoice; (iv) All claims for loss or damage to Deliverables while in the care, custody, and/or control of a carrier will be the responsibility of Customer, unless otherwise agreed by the parties.

**13. PRODUCT CHANGES.** Company's product policy is one of ongoing update and revision, and accordingly, Company reserves the right to change, without notice, the design of, or the process of manufacturing, the Deliverables covered by this Agreement.

**14. PRODUCT USAGE LIMITATION.** Customer agrees: (i) not to sell or use a Deliverable in any manner contrary to the manner in which the Deliverable is intended to be used; and/or (ii) not to modify the design of any Deliverable for use with another product without the prior written consent of Company.

**15. PRODUCT RETURNS.** Unless otherwise agreed by the parties in writing, Deliverables that are correctly furnished by Company per the purchase order may not be returned unless Customer receives written authorization from Company. If returns are authorized by Company, a return merchandise authorization ("RMA") number must be provided by Company. Deliverables identified under such RMA must be returned to Company within 90 days of issuance of the RMA. Such RMA number and any accompanying RMA documents, the original invoice number, and a written explanation for the return must be included with the returned Deliverables in order for Company to inspect and approve a credit for the return. **For warranty returns,** a credit in the amount of the original purchase price will only be issued if, after Company's receipt and inspection of the returned Deliverables, Company confirms, in its sole discretion, the defect is valid and approves the return. **For non-warranty returns/ convenience returns,** in the event Company approves such a return, in its sole discretion, the following shall apply: (a) the total amount of Deliverables requested to be returned shall be a minimum of \$250.00; (b) a credit will be made to Customer's account in the amount of the original purchase price less freight and a handling charge of 45% of the net material on the original invoice; and (c) only Deliverables that are new, current, standard, non-obsolete, non-specially manufactured, unused, in their original condition as at the time of sale by Company to Customer, in their original packaging and in Customer's inventory less than 180 days from the date of shipment by the Company, and not ordered as part of a master key solution may be considered by Company for return. Such credit will only be issued if, after Company's receipt and inspection of Deliverables, Company approves the return. The amount of final credit will be determined upon receipt at the factory and following Company's inspection and analysis of the condition of the returned material. Company retains the right to deny credit to anyone for any reason.

## 16. CONFIDENTIAL INFORMATION.

a. **Non-Use And Non-Disclosure.** Customer shall not use the Confidential Information of the Company except for the purpose of performing its obligations under this Agreement or exercising the rights granted herein (the "Purpose"). Customer shall protect Confidential Information of the Company from disclosure and unauthorized use in the same manner that it protects its own Confidential Information, but in no event shall such standard of care be less than reasonable care. Customer may disclose Confidential Information of the Company only to its employees who require such information for the Purpose and who are subject to confidentiality obligations at least as protective as those set forth herein.

b. **Proprietary Information and Advice.** (a) All designs, data, and specifications provided by Company are proprietary and may not be disclosed or reused by Customer without the prior written consent of Company; (b) Company assumes no obligation or liability for any advice given by Company, the results obtained, or damages incurred as a result of such advice, and all such advice is given and accepted at Customer's risk.

c. **Return.** Upon the termination or expiration of a purchase order or this Agreement or upon the request of the Company, the Customer agrees to end all further use of, to immediately return to the Company the original version of, and to delete or destroy all copies of, any and all Confidential Information of the Company.

**17. TRADEMARKS.** Except as agreed to by Company in writing, Customer agrees not to (a) use Company's name in any form of publicity; or (b) use, create, register or market, directly or

indirectly, in whole or in part, Company's names, logos, brands, or any other trademarks, or names that are now or may hereafter be owned by Company, as part of Customer's corporate or business name, as part of an internet domain name, uniform resource locator (URL), or in any way connected with Customer's business, trade address or other designations. Upon termination of this Agreement or upon the request of company for any reason, any use of Company's trademarks or names will be immediately discontinued.

## 18. LIMITED WARRANTY.

**COMPANY MAKES NO OTHER WARRANTIES EXCEPT THOSE STATED IN COMPANY'S LIMITED WARRANTY IN EFFECT ON THE DATE COMPANY ACCEPTS EACH APPLICABLE PURCHASE ORDER ("LIMITED WARRANTY"). THE LIMITED WARRANTY MAY BE FOUND IN THE APPLICABLE PRICE BOOK AND ON THE ALLEGION CUSTOMER WEBSITE, WHICH TERMS ARE EXPRESSLY INCORPORATED HEREIN BY REFERENCE. COMPANY WILL MAIL CUSTOMER A HARD COPY OF THIS WARRANTY UPON CUSTOMER'S WRITTEN REQUEST. IN THE EVENT THAT CERTAIN DELIVERABLE WARRANTIES ARE NOT FURNISHED BY THE COMPANY TO CUSTOMER, COMPANY WARRANTS ONLY TO CUSTOMER THAT THE DELIVERABLES WILL BE FREE FROM DEFECTS IN MATERIAL AND WORKMANSHIP FOR A PERIOD OF 12 MONTHS FROM THE DATE OF SHIPMENT OF THE DELIVERABLES. COMPANY'S SOLE OBLIGATION UNDER THIS WARRANTY IS LIMITED TO REPAIRING OR REPLACING, AT COMPANY'S OPTION, THE DEFECTIVE DELIVERABLE, PROVIDED WRITTEN NOTICE OF THE DEFECT OR NONCONFORMANCE IS PROVIDED BY CUSTOMER WITHIN 30 DAYS OF DISCOVERY OF THE DEFECT OR NONCONFORMANCE. COMPANY DISCLAIMS ALL OTHER WARRANTIES, EXPRESS OR IMPLIED, WITH RESPECT TO THE DELIVERABLES, INCLUDING BUT NOT LIMITED TO, ANY IMPLIED WARRANTIES OF NON-INFRINGEMENT, MERCHANTABILITY, OR FITNESS FOR A PARTICULAR PURPOSE.**

a. **Exclusions.** The provisions of this Limited Warranty do not apply to Deliverables that: (A) are not the proper size for the application; (B) are not installed in accordance with Company's published installation instructions; (C) are installed with improper or incorrect parts and/or are used for purposes for which they are not designed or intended; (D) have been repaired or altered without the Company's prior written consent; (E) have been subjected to misuse, abuse, negligence or accident; (F) have been improperly stored, installed, maintained or operated; (G) have been used in violation of written instructions provided by Company to Customer; (H) have been subjected to improper temperature, humidity, or other environmental conditions, or (I) have been affected by normal wear and tear. In addition, the provisions of this Limited Warranty do not apply to any defects or issues with the design or performance of equipment or products not manufactured by Company, nor does it apply to any code compliance or permit requirements for the assembly, installation, erection or construction of any goods. Company is not responsible for loss or damage resulting from use of Deliverables in conjunction with parts or systems not manufactured by Company. Accessories or products furnished by the Company, but manufactured by others, shall carry whatever warranty the manufacturers have conveyed to the Company and which can be passed to Customer.

b. **Services.** Company warrants that its services will be free from defects in material and workmanship for a period of 12 months from the date of completion of the particular items of service. Company's sole obligation under this service warranty is limited to repair or reperformance, at its option of the service, provided however, if repair or reperformance is either impractical or impossible, the Company will refund to Customer that portion of the price paid to Company for any defective service, provided written notice of the defect or nonconformance is provided by Customer within 30 days of discovery of the nonconformance.

c. **Notification.** Customer agrees to immediately notify Company in writing if any claim is made against Customer for any damages caused by any modules, parts, products, service or other Deliverables which may be the direct result of any defect in the manufacture of such aforementioned products. Customer agrees to cooperate with Company and its counsel in the defense of such claim and Customer agrees not to settle such claim without Company's written consent. If Customer fails to notify Company of such claim or fails to cooperate in such defense as aforesaid, then Company shall be discharged from any obligations under this Section and shall have no further liability to Customer.

d. **Exceptions.** The following costs and expenses are not covered by the provisions of these limited warranties: (i) labor costs for the removal and reinstallation of Deliverables or other manufacturer's products; (ii) shipping and freight expenses required to return Deliverables to Company; (iii) normal maintenance; and (iv) economic losses. In addition, the provisions of this warranty are not applicable to anything other than defects in Company's material (products only) or workmanship.

## 19. LIMITATION OF REMEDIES.

**CUSTOMER'S EXCLUSIVE AND SOLE REMEDY ON ACCOUNT OF, OR IN RESPECT OF, THE FURNISHING OF NON-CONFORMING DELIVERABLES, SHALL BE TO (A) SECURE REPAIR OR REPLACEMENT OF THE PRODUCTS; OR (B) SECURE REPAIR OR RE-PERFORMANCE OF THE SERVICES OR TO OBTAIN A REFUND OF THE PRICE PAID FOR THE DEFECTIVE SERVICE, ALL AT COMPANY'S OPTION. IN NO EVENT WILL THE COMPANY'S MAXIMUM LIABILITY EXCEED THE SELLING PRICE FOR THE DELIVERABLE. THE WARRANTY, OBLIGATIONS AND LIABILITIES OF COMPANY (INCLUDING ITS SUPPLIERS) AND THE RIGHTS AND REMEDIES OF CUSTOMER ARE EXCLUSIVE AND ARE IN LIEU OF AND CUSTOMER HEREBY WAIVES AND RELEASES ALL OTHER WARRANTIES, OBLIGATIONS, REPRESENTATIONS OR LIABILITIES EXPRESS OR IMPLIED ARISING BY LAW, IN CONTRACT, TORT (INCLUDING NEGLIGENCE OR STRICT LIABILITY) OR OTHERWISE, INCLUDING BUT NOT LIMITED TO (I) ANY IMPLIED WARRANTY OF MERCHANTABILITY OR FITNESS FOR A PARTICULAR PURPOSE OR ANY WARRANTY IMPLIED THROUGH COURSE OF PERFORMANCE, COURSE OF DEALING, OR USAGE OF TRADE OR (II) CLAIMS ARISING OUT OF THE NEGLIGENCE OF COMPANY OR COMPANY'S SUPPLIERS OR (III) ANY OTHER CLAIM ARISING OUT OF, CONNECTED WITH, OR RESULTING FROM THE PERFORMANCE OF COMPANY OR FROM THE DESIGN, MANUFACTURE, SALE, REPAIR, LEASE OR USE OF THE DELIVERABLE, OR ANY COMPONENT THEREOF, DELIVERED OR RENDERED HEREUNDER OR OTHERWISE.**

**20. INDEMNIFICATION AND LIMITATION OF LIABILITY.** a. Customer shall indemnify, defend and hold Company, and its officers, directors, employees, customers, Affiliates, suppliers, users and agents, (collectively the "Indemnitees") harmless from and against any and all damages, claims, losses, expenses, costs, obligations, liabilities, including without limiting the generality of the foregoing, liabilities for court costs and attorneys' fees, suffered directly or indirectly by an Indemnitee by reason of, or arising out of any injury, death or loss to any person, or injury to any property (collectively, "Damages"), received or sustained by any person(s) or property, arising out of, occasioned by, attributable or related to i) any breach of any representation or warranty made by Customer, its officers, directors,

# Terms and Conditions

employees, affiliates, users, agents, representatives or customers to Company or any third party, (ii) any failure by Customer to perform or fulfill any of its covenants, acts and/or omissions to Company or to any third party, or (iii) any litigation, proceeding or claim by any third party relating in any way to the obligations of Customer and/or the Deliverables sold by Company to Customer hereunder. Customer shall not consummate any settlement of any indemnified claim without the Indemnitees' prior written consent. Customer's obligation to indemnify Indemnitees will continue in full force and effect notwithstanding the termination or expiration of any order under this Agreement. In any claim against an Indemnitee by an employee of Customer or any subcontractor or anyone directly or indirectly employed by any of them or anyone for whose acts they may be liable, the indemnification obligations set forth in this Section shall not be limited in any way by or for Customer or any subcontractor under any applicable worker's compensation act, disability or other employee benefit act, or insurance coverage. This provision shall survive termination of any order or Agreement. **IN NO EVENT WILL COMPANY, ITS OFFICERS, DIRECTORS, EMPLOYEES, CUSTOMERS, AFFILIATES, USERS AND AGENTS, (NOR COMPANY'S SUPPLIERS) BE LIABLE FOR ANY INCIDENTAL, CONSEQUENTIAL, INDIRECT, SPECIAL, OR PUNITIVE DAMAGES OF ANY KIND OR NATURE UNDER ANY CIRCUMSTANCES INCLUDING, BUT NOT LIMITED TO, LOSS OF USE OF THE PRODUCTS, SERVICE INTERRUPTION, LOSS OF PROFITS, LOSS OF REVENUE, LOSS OF INTEREST, LOST GOODWILL, LOSS OF DATA, WORK STOPPAGE, IMPAIRMENT OF OTHER GOODS, LOSS BY REASON OF SHUTDOWN OR NON-OPERATION, INCREASED EXPENSES OF OPERATION, OR CLAIMS OF CUSTOMER'S CUSTOMERS, OR ANY OTHER LOSSES OR DAMAGES ARISING OUT OF ANY LACK OR LOSS OF USE OF THE DELIVERABLES WHETHER BASED ON CONTRACT, WARRANTY, TORT (INCLUDING, BUT NOT LIMITED TO, STRICT LIABILITY OR NEGLIGENCE), PATENT INFRINGEMENT, OR OTHERWISE, EVEN IF ADVISED OF THE POSSIBILITY OF SUCH DAMAGES.**

b) **INTELLECTUAL PROPERTY INDEMNITY.** Company makes no representation or warranty to the Customer that the Deliverables shall not infringe any intellectual property rights including, without limitations, claims arising from patent, copyright, trademark, trade secret, or other intellectual property infringement. Customer agrees to hold Company harmless from and defend the Company against any such claim of intellectual property infringement, including any Damages resulting from that claim, the cost of complying with any preliminary or permanent injunction, and all other costs of defense (including the attorneys' fees and costs), in connection with the foregoing.

c) To the extent that applicable law does not permit any limitations set out in this Agreement, such limitation shall not be applied or invoked. Nothing in this Agreement will be interpreted to disclaim liability of Company or the Indemnitees for gross negligence or willful misconduct. The limitations of remedy and liability herein shall not be interpreted to affect Company's obligations, if any, for claims for (i) property damage, (ii) personal injury, or (iii) wrongful death asserted by persons who are not parties to or beneficiaries of this Agreement. Further, the limitations of remedy and liability herein shall not be interpreted to limit Company's or Customer's right, if permitted by applicable law, to assert a claim for contribution among joint tortfeasors in connection with a claim by a person who is not a party to this Agreement.

**21. CERTIFICATIONS.** Certification of Deliverables for compliance with UL and ANSI standards are tested and performed by third-party independent laboratories. Any field modification or alteration of certified Deliverables will void certification and Company is not liable to Customer to certify any modified or altered Deliverable.

**22. TERM FOR CLAIMS. NO ACTION ARISING OUT OF ANY CLAIMED BREACH OF THIS AGREEMENT BY COMPANY MAY BE BROUGHT BY CUSTOMER MORE THAN ONE (1) YEAR AFTER THE CAUSE OF ACTION HAS ARISEN.**

**23. CONSUMER PRODUCTS WITH RESPECT TO "CONSUMER PRODUCTS" AS DEFINED UNDER THE MAGNUSON-MOSS WARRANTY ACT ("MMWA"), THE FOLLOWING STATEMENTS ARE MADE. (A) SOME STATES OR LOCAL LAWS DO NOT ALLOW LIMITATIONS ON HOW LONG AN IMPLIED WARRANTY LASTS, SO THE ABOVE LIMITATION MAY NOT APPLY TO YOU; (B) IF ANY IMPLIED WARRANTY IS PROVIDED UNDER THE MMWA, IT IS LIMITED TO THE DURATION OF THE WARRANTY PROVIDED IN SECTION 18 ABOVE. (C) SOME STATES OR LOCAL LAWS DO NOT ALLOW THE EXCLUSION OR LIMITATION OF INCIDENTAL OR CONSEQUENTIAL DAMAGES, SO THE ABOVE LIMITATION OR EXCLUSION MAY NOT APPLY TO YOU; AND (D) THIS WARRANTY GIVES YOU SPECIFIC LEGAL RIGHTS AND YOU MAY ALSO HAVE OTHER RIGHTS WHICH VARY FROM STATE TO STATE OR LOCATION TO LOCATION.**

**24. FORCE MAJEURE/EXCUSABLE DELAY.** Any delay or failure of Company to perform its obligations hereunder will be excused to the extent that it is caused by an event or occurrence beyond Company's control such as, by way of example and not by way of limitation, acts of God, acts by any governmental authority (whether valid or invalid), governmental laws and regulations not presently in effect, fires, floods, windstorms, explosions, riots, natural disasters, wars, sabotage, accidents, labor problems (including, without limitation, lockouts, strikes, and slowdowns) at Company's facility, its source plant or their suppliers, inability to obtain power, material, labor equipment, or transportation, or court injunction or order. The delivery date will be extended for a time equal to that of the delay and the schedule for Company's performance will be deemed adjusted to that effect.

**25. ENTIRE AGREEMENT AND AMENDMENT.** This Agreement, together with the attachments, exhibits, webpages, or supplements specifically referenced and incorporated herein, constitute the entire agreement between Company and Customer with respect to the matters contained herein and supersede all previous communications, representations, or agreements, either oral or written between Company and Customer. No agreement or understanding varying or expanding this Agreement will be binding upon either party unless it is in writing and signed by a duly authorized representative of each party hereto.

**26. CONFLICTS.** In the event of any conflict or inconsistency between the terms of any agreement, or any part of an agreement or the various documents (including, but not limited to, electronic documents) between Company and Customer, unless the parties agree otherwise in writing, the various components of the agreements shall be given the following precedence (in descending order of precedence): a) any master agreement or long term agreement between Company and Customer; b) any specific terms, conditions and/or warranties of the individual products or Deliverables; c) the terms and conditions of this Agreement, and d) any purchase order.

**27. UNSATISFACTORY CREDIT/TERMINATION FOR INSOLVENCY OR DEFAULT.** Customer shall furnish Company with statements evidencing Customer's financial condition

as Company may, from time to time, reasonably request, and shall notify Company immediately of any and all events that may have a material adverse effect on Customer's business or financial condition. If Company determines, in its sole discretion, that Customer's financial condition or creditworthiness is inadequate or unsatisfactory, then in addition to Company's other rights, Company may without liability or penalty, take any of the following actions: (i) modify the payment terms for any outstanding and/or future purchases; (ii) cancel any previously accepted orders; (iii) delay any further shipment of Deliverables to Customer; or (iv) any combination of the above.

Company may immediately terminate an order from Customer by giving written notice to Customer in the event of the happening of any of the following or any other comparable event: (i) insolvency of the Customer; (ii) filing of a petition in bankruptcy by or against the Customer; (iii) appointment of a receiver or trustee for the Customer; (iv) execution of an assignment for the benefit of creditors by the Customer, all of which will allow Company to demand reclamation of all affected orders; (v) Customer ceases or threatens to cease to trade; (vi) Company determines that Customer does not meet or no longer meets the credit requirements of Company or Customer's credit account is closed; (vii) any Customer violation of law, specifically including, without limitation, those laws set forth in this Agreement.

In the event of termination in accordance with this section, Company will not be obligated to accept any existing or additional orders from Customer and Company will be released from its obligation to deliver under orders accepted prior to such termination. The rejection or termination of any order by Company will not entitle Customer to any termination or severance compensation, or to any payment in respect to any goodwill established by Customer, or render Company liable for damages on account of the loss of prospective profits, or on account of any loss, expenditure, investment or obligation incurred or made by Customer.

No action taken under this Section 27 by Company (nor any failure of Company to act under this Section 27) will constitute a waiver by Company of any of its rights to enforce Customer's obligations, including the obligation of Customer to make payments as required under this Agreement. Upon termination of any order, all amounts owed by Customer to Company will become immediately due and payable, whether or not otherwise then due or payable.

**28. CREDIT RISK ON RESALE OF DELIVERABLES.** Customer is responsible for all credit risks with respect to, and for collecting payment for, all Deliverables sold to third parties (including End Users, installers, and/or general contractors) whether or not Customer has made full payment to Company for such Deliverables. The inability of Customer to collect payment for any Deliverable shall not affect Customer's obligation to pay Company for any Deliverable.

**29. GOVERNING LAW; VENUE; AND EXPENSES.** Any dispute or claim relating to this Agreement shall be governed by and construed according to the laws of the State of Indiana (excluding its conflict of laws principles); and not by the provisions of the 1980 United Nations Convention on the International Sale of Goods. Any disputes or claims shall be instituted and maintained in the courts of the State of Indiana. Customer consents to the exercise of jurisdiction over it by such courts and agrees that Indiana is not an inconvenient forum for any action arising from or relating to this Agreement. Customer agrees to pay for all expenses (including, but not limited to, collection costs, court costs and attorneys' fees) incurred by Company in enforcing the obligations of Customer under this Agreement.

**30. RELATIONSHIP OF THE PARTIES.** Nothing in this Agreement or any other document creates an employment, partnership, joint venture, or agency relationship between Company and Customer, including that of franchisee/franchisor. No party will have any power or authority to enter into any commitment on behalf of or otherwise bind the any other party on any matter. No employee of Customer will be deemed to be an employee of Company. If any provision of this Agreement is deemed to create a franchise relationship or business opportunity between the Parties, then Company may terminate any purchase order or this Agreement or the Parties shall negotiate in good faith to modify this Agreement so as to effect the original intent of the Parties as closely as possible in a mutually acceptable manner in order that the transactions contemplated hereby are consummated as a reseller agreement and not a franchise or business opportunity agreement.

**31. SETOFF.** Customer does not have the right to setoff or to back charge against any amounts which become payable to Company under this Agreement or otherwise. Company will not accept responsibility for backcharges for the cost of material or labor by Customer or any third party.

**32. ELECTRONIC COMMUNICATIONS AND ELECTRONIC SIGNATURES.** Both parties expressly agree to electronic transactions and acknowledge that documents they sign electronically will bind them to the same extent as a paper signature. Customer represents and warrants to Company that only employees authorized to bind Customer legally shall electronically sign any document under this Agreement. Customer shall comply with any method of electronic communication/payment processing specified by Company, including electronic funds transfer, pay-on-receipt processes/systems, order transmission, releases, electronic signature, and electronic communication systems, including, without limitation, the use of electronic data interchange ("EDI") portals. Notwithstanding the foregoing, e-mails, even those containing a signature block of one of Company's representatives, shall not constitute a signed writing.

## **33. COMPLIANCE WITH APPLICABLE LAWS.**

a. General. Company and Customer will comply with all applicable federal, state and municipal laws, regulations, codes, ordinances and orders that pertain to the Deliverables, including but not limited to full compliance with any applicable provisions of The Health Insurance Portability and Accountability Act. Where the Customer is located outside the United States, or where the customer intends to ship the product outside the United States, the Customer shall be responsible for compliance with all U.S. export laws, and for filing all U.S. Electronic Export Information, as applicable.

b. The Customer acknowledges and agrees that: (i) it shall not violate applicable laws and regulations in performing its duties under this Agreement; (ii) it does not and shall not engage in any conduct that shall violate any applicable anti-bribery or anti-corruption laws or regulations; (iii) it (and its owners, officers, directors, employees and agents) shall not pay, offer, promise or authorize the payment of, either directly or indirectly, anything of value (including but not limited to cash, gifts and entertainment) to (a) any government official or employee of any government; (b) any official or employee of any department, agency, or instrumentality of a government; (c) any employee of any corporation or entity owned or controlled by a government; (d) any family member of such officials or employees; (e) any

# Terms and Conditions

political party, party official, or political candidate; or (f) any other persons, owners, officers, directors, employees and agents of any corporation or entity; to improperly or illegally assist in obtaining or retaining business (including but not limited to any contracts, avoidance of duties or reduction of tariffs, reduction of taxes or to obtain money owed, or to obtain regulatory approval) or for the purpose of causing, soliciting or inducing the sale and purchase of the Deliverables by any party, and (iv) it has full knowledge of and will comply with the Company's Code of Conduct for Business Partners as set forth on the Allegion customer website, **WHICH IS HEREBY INCORPORATED BY REFERENCE.**

c. The Customer shall indemnify and hold the Company harmless from any claim, demand, expense or cost arising from any breach of this Article.

d. The Customer shall permit the Company to conduct an audit or review of the Customer's financial books and records and business operations at such other times that the Company considers it necessary to confirm compliance with this provision. Such audit may be conducted by representatives of the Company or, at the Company's sole discretion, by a certified public accounting firm selected by the Company. The Customer shall cooperate with any inquiries from the Company's Ethics & Compliance Group.

e. A violation of this provision constitutes a material breach of this Agreement and the Company may terminate any purchase order or this Agreement immediately, with no opportunity to cure, in accordance with Section 27 of this Agreement.

f. Notwithstanding the foregoing provisions of this Section 33, (i) Company is not responsible for obtaining or maintaining any permits for the performance of services or the verification or compliance with any code requirements relative to the performance of services, (ii) to the extent any sale of Deliverables pursuant to this Agreement may require approval of the U.S. Government, Company's obligations under this Agreement are conditioned upon the grant of such approval and upon compliance by Customer with any restrictions imposed by the U.S. Government in connection with such approval, and (iii) in the event the Deliverables are to be used in a nuclear facility, the Customer shall, prior to such use, arrange for insurance or governmental indemnity protecting Company against liability. The Customer hereby releases and agrees to indemnify Company and its suppliers for any nuclear damage including, but not limited to, loss of use, in any manner arising out of the nuclear incident, whether alleged to be due, in whole or in part by Company or its suppliers.

g. **No Inducements.** Each party represents to each other that neither it nor any person acting on its behalf has, in contravention of any applicable law, given or offered to give or will give or offer to give, any sum of money or other material consideration to any person, directly or indirectly, as an inducement to obtain business hereunder or to influence the granting of licenses or other governmental permissions to enter into this Agreement or perform obligations hereunder.

h. **Equal Employment Opportunity.** Company is a U.S. federal contractor that complies with Executive Order 11246, as amended, and applicable regulations in 41 CFR Parts 60-1 through 60-60, 29 U.S.C. § 793 and applicable regulations in 41 CFR § 60-741; and 38 U.S.C. § 4212 and applicable regulations in 41 CFR Part 60-250 and 60-300. **THE FOLLOWING PROVISIONS ARE INCORPORATED HEREIN BY REFERENCE:** Executive Order 11246, as amended by Executive Order 13672, and 41 CFR § 60-4.3(a); Executive Order 11701 and 41 CFR §§ 60-250.5(a), 60-300.5; Executive Order 11758 and 41 CFR § 60-741.5(a); U.S. immigration laws, including the L-1 Visa Reform Act of 2004 and the H-1B Visa Reform Act of 2004; and Executive Order 13496.

i. **Ethical Business Conduct.** Customer shall adopt and comply with Company's Business Partner Code of Conduct which is **EXPRESSLY INCORPORATED HEREIN BY REFERENCE.**

**34. REPRESENTATIONS AND WARRANTIES.** Customer represents, warrants and covenants to Company that: (a) it has the right, power, and authority to enter into this Agreement and fully perform its obligations hereunder; (b) it has all necessary rights in and to its respective Content and Marks for use within the scope of this Agreement, including the licenses granted herein; and (c) it complies, and at all times shall comply, with all laws, rules, and regulations in effect that are applicable to its performance under this Agreement, including obtaining all such approvals and/or permits as may be required hereunder.

**35. NO THIRD-PARTY BENEFICIARY.** Each party is entering into this Agreement solely based on the representations contained herein for its own purposes and not for the benefit of any third party.

**36. NOTICES AND CHANGE OF ADDRESS.** All notices or other communications under this Agreement shall be in writing and delivered in person, or sent by receipted courier, express mail, e-mail, or postage prepaid certified or registered mail, addressed to the party for whom it is intended, at the addresses set forth in this Agreement. Either party may change its address for notice by giving written notice to the other party. Any notice or other communication shall be deemed given no later than the date actually received. Notice by courier, express mail, certified mail, or registered mail shall be deemed given on the date it is officially recorded as delivered and, in the absence of such record of delivery, it shall be rebuttably presumed to have been delivered on the third Business Day after it was deposited. Notices sent by e-mail require tangible confirmation of receipt from addressee.

**37. ASSIGNMENT.** Customer may not assign this Agreement without the prior written consent of Company. Company may assign its rights and delegate its duties under this Agreement, without the prior consent of Customer, to an Affiliate, or to a third party in the event of a spin-off, merger, business combination, consolidation or sale of all, or substantially all, of its assets or business that are related to this Agreement. The rights and duties in this Agreement shall bind and inure to the benefit of any such assignee.

**38. SEVERABILITY.** If any provision of this Agreement is held to be invalid, illegal, or unenforceable under any statute, regulation, ordinance, executive order, or other rule of law, that provision will be deemed severed to the extent necessary to comply with such statute, regulation, ordinance, order, or rule. In the event such provision is deemed severed, the parties will negotiate in good faith to arrive at an alternative arrangement approximating the original business objective of the parties. The remaining terms and conditions of this Agreement will remain in effect.

**39. NO IMPLIED WAIVER.** The failure of either party at any time to require performance by the other party of any provision of this Agreement will in no way affect the right to require such performance at any time thereafter, nor will the waiver of either party of a breach of any provision of this Agreement constitute a waiver of any succeeding breach of the same or any other provision.

**40. MISCELLANEOUS.** (a) This Agreement does not make either party the agent or legal representative of the other party. Neither party is authorized to create any obligation on behalf of the other party including, but not limited to, the obligation for payment of any

service or warranty obligation hereunder; (b) The rights and remedies herein reserved to Company are cumulative and additional to any other rights and remedies provided at law or equity; (c) The official text of this Agreement is in the English language. If this Agreement is translated into another language, the English text will govern any question with respect to interpretation; (d) The headings in this Agreement are for convenience of reference only and do not affect the meaning of this Agreement in any manner.

## DEFINITIONS.

Capitalized terms have the meanings set forth in this Section, or in the Section in which they first appear in this Agreement.

**"Agreement"** means these Allegion Terms and Conditions of Sale and Service, together with any applicable Country Supplement or Region Supplement provided by Company, and all of the documents referenced herein or therein.

**"Affiliate"** means any Person that directly or indirectly, through one or more intermediaries, controls, is controlled by, or is under common control with, the Company. The term "control" (including the terms "controlled by" and "under common control with") means the possession, directly or indirectly, of the power to direct or cause the direction of the management and policies of a Person, whether through the ownership of voting securities, by contract or otherwise.

**"Business Day"** means any day except Saturday, Sunday or any other day on which commercial banks located in the United States are authorized or required by Law to be closed for business.

**"Company"** means Schlage Lock Company, LLC or any subsidiary or affiliate thereof selling products that are part of the Allegion product portfolio. Schlage Lock Company and/or its subsidiary or affiliates will be severally but not jointly liable under the Agreement.

**"Company Marks"** refers to the Marks of Company.

**"Confidential Information"** shall mean any and all information provided by either party to the other party pertaining to the disclosing party's business. Confidential Information shall include, but not be limited to, any bidding lists, formulae for products, manufacturing processes, production techniques, packaging processes, methods, research materials, ideas, marketing plans and related materials, quality standards, test results and data, apparatus, engineering drawings, contract documents, computer software, hardware, or firmware, business activities information such as financial information, reports, projections, books and records, customer and supplier information, and operations, customer and supplier lists and data, specifications, know how, and other Proprietary Information or Trade Secrets (as defined herein) that either party may furnish to the other party. Confidential Information shall not include information that: (a) is or becomes publicly known if such public knowledge or disclosure is not the result of any act or failure to act on the part of the receiving party; (b) is, at the time of disclosure, already known to the Receiving Party without utilizing the Confidential Information; (c) is information disclosed to the Receiving Party by a third party which is not to the Receiving Party's knowledge, after inquiry of the third party, under a duty of confidentiality to the Disclosing Party; or (d) is independently developed by the Receiving Party without the use of Confidential Information. The Receiving Party shall have the burden of proof as to prior knowledge and absence of breach. Confidential Information may be furnished in any tangible or intangible form including, but not limited to, writings, drawings, computer and other electronic media, logic diagrams, component specifications, graphs, prototypes, samples, or verbal communications and regardless of whether such information is marked or designated as "confidential." For the avoidance of doubt, all information, knowledge or data disclosed by Company to Customer, regardless of whether disclosed in written, tangible, oral, visual or other form, including, without limitation, sample products, equipment, software, or other objects or material, provided by Company to Customer, and all information, knowledge or data which was obtained by Customer from visits to Company's facilities, shall be considered "Confidential Information" under this Agreement.

**"Content"** means all information (including without limitation any text, music, sound, photographs, video, graphics, data or software), in any medium, on a particular Company Web page or Website or in Marketing Materials.

**"Customer"** means the purchaser of Deliverables from Company.

**"Deliverables"** means any good or service or both purchased by Customer from Company under these General Terms and Conditions of Sale and Service.

**"End Users"** means the purchaser that (a) has acquired a Deliverable from Customer for (i) its own and its Affiliate's/Affiliates' internal use and not for resale, remarketing or distribution or (ii) incorporation into its own products and (b) is an individual or entity, other than any federal, state or local agency, office or division.

**"IP"** means all intellectual property and industrial property rights comprising or relating to/ of the following: (a) Patents; (b) Trademarks; (c) internet domain names, whether or not Trademarks, registered by any authorized private registrar or Governmental Authority, web addresses, web pages, website and URLs; (d) works of authorship, expressions, designs and design registrations, whether or not copyrightable, including copyrights and copyrightable works, software and firmware, application programming interfaces, architecture, files, records, schematics, data, data files, and databases and other specifications and documentation; (e) Trade Secrets; and (f) all other intellectual property and industrial property rights, and all rights, interests and protections that are associated with, equivalent or similar to, or required for the exercise of, any of the foregoing, however arising, in each case whether registered or unregistered and including all registrations and applications for, and renewals or extensions of, such rights or forms of protection pursuant to the Laws of any jurisdiction throughout in any part of the world.

**"Marketing Materials"** means all marketing brochures, buckslips, pamphlets, emails, text, call scripts or other material, whether in printed format, audio or audiovisual format, or in any other format, that contain any (i) Content relating to the Company Deliverables or (ii) Company Marks.

**"Marks"** means collectively the domain names, trademarks, trade names, service marks, trade dress, logos, and the like used or provided by either party for use in connection with this Agreement.

**"Patents"** means all patents (including all reissues, divisionals, provisionals, continuations and continuations-in-part, re-examinations, renewals, substitutions and extensions thereof), patent applications, and other patent rights and any other Governmental Authority-issued indicia of invention ownership (including inventor's certificates, petty patents and patent utility models).

**"Person"** means a person or entity.

**"Price Books"** mean Company's current Price Book in effect for the applicable Deliverable being purchased by Customer.

**"Trade Secrets"** means and includes business or technical information of either party, including processes, formulas, devices, techniques, compilations and other material that a party attempts to maintain in secret and that derive commercial value for such party from not being generally known to the public or readily ascertainable through independent development or reverse engineering.



# Finishes

## See device finish pages for available finishes offered for each device.

BHMA	US	Description	BHMA	US	Description
605	US3	Brass, Polished	628	US28	Aluminum, Anodized
	US3A	Brass, Polished - no lacquer	629	US32	Stainless Steel, Polished
606	US4	Brass, Satin	630	US32D	Stainless Steel, Satin
	US4A	Brass Satin - no lacquer		US32D-AM	Stainless Steel, Satin with Antimicrobial Coating
611	US9	Bronze, Polished	689	SP28	Aluminum, Sprayed
612	US10	Bronze, Satin	693	SPBLK	Black, Painted (not flat powder)
613	US10B	Bronze, Oil-Rubbed Satin	695	SP313	Sprayed Duranodic
619	US15	Nickel, Satin	710	313	Duranodic Dark Bronze
625	US26	Chrome, Polished	711/622	315/US19	Flat Black
626	US26D	Chrome, Satin		643E	Aged Bronze
	US26D-AM	Chrome, Satin with Antimicrobial Coating			

### SPLIT FINISHES:

When split finish is desired, the finish listed first is understood to be the finish on the trim/control on the outside of door.

### TOUCHBAR TRIM FINISHES:

When purchased as part of a device, optional touchbar trims are furnished at no additional charge. See device finish page for available finishes per device.

### SPECIAL FINISHES

Optional powder coat finishes available on 33A, 35A, 55, 88, 94, 95, 98, 99, XP98 and XP99 Series devices. To have a specific color matched and powder coat availability please contact:

**TIGER Drylac U.S.A., Inc.**

**1100 Commons Blvd.**

**Reading, PA 19605 USA**

**800-243-8148**

**www.tiger-coatings.us**

Powder coat must be selected from Tiger Drylac **Series 38 or 49**.

Please specify **both** the full powder coat product number and the RAL number when placing your order with Von Duprin. **Example: 49/15320 RAL 1015**

### CUSTOM GRAPHICS

Custom logo or unique artwork on push bar trim is available. Must provide a graphic file of artwork to be applied. The graphic should be native (not scaled) and must not exceed 16"x2". File format should be in Photoshop or .TIFF file format. The graphic file should be emailed to [VDI\\_Specials@allegion.com](mailto:VDI_Specials@allegion.com). Contact customer care for more details.

List add \$94/device plus non-discountable \$250 set-up charge per order.

### SPECIAL FINISH PRICING

**33A, 35A, 94, 95, 98, 99, XP98, XP99 devices .....24% list add to US28 price**

**22 devices .....24% list add to SP28 price, special finishes limited to 622, 706, 691, and 693**

**55 and 88 devices .....24% list add to US4 price**

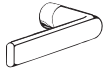

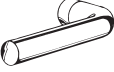
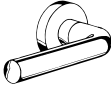




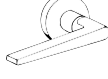
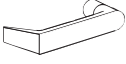
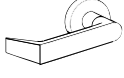



















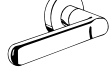

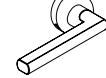

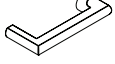
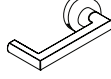














**Steel Mullions .....24% list add to SP28 price**

For other finishes not listed in this pricebook, consult factory for pricing.

### REFERENCE

Devices ordered in US28 and US32D will be supplied with Trims in US26D unless SS levers are specified.

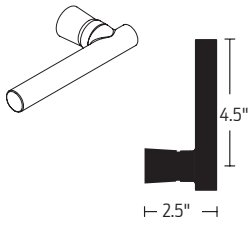
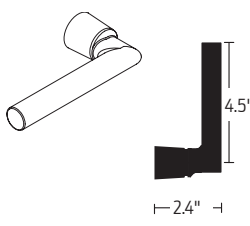
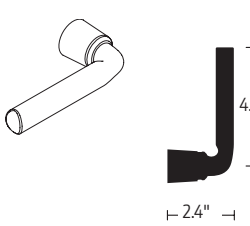
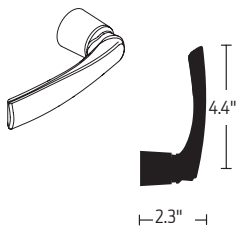
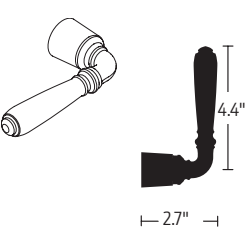
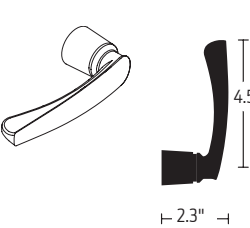
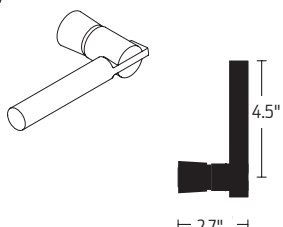
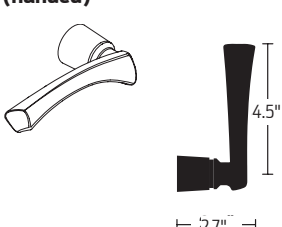
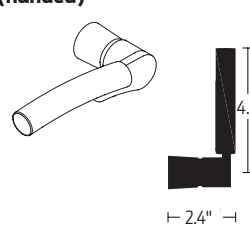
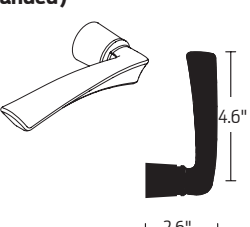
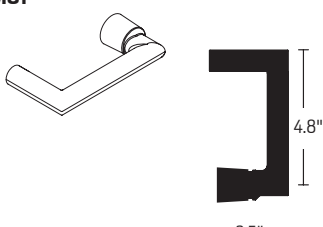
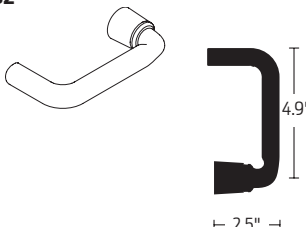
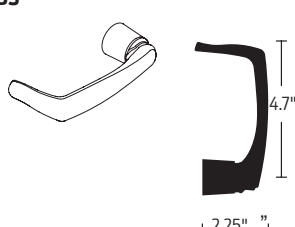


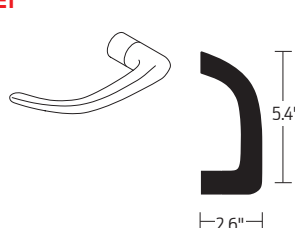
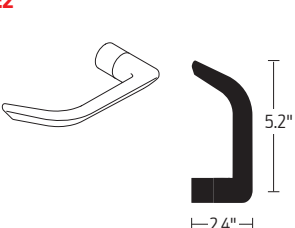
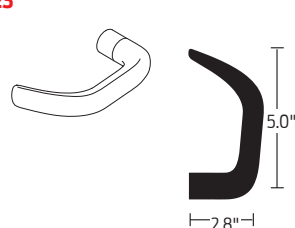
# Standard Lever Suites

Von Duprin Exit Devices 33A/35A, 94/95, 98/99	L-Lock	ND	AL	S	F/FA
01 	01 				
02 	02 				
03 	03 	Tubular 			
05 	05 				
06 	06 	Rhodes 	Saturn 	Saturn 	Elan 
07 	07 	Athens 	Jupiter 	Jupiter 	Jazz 
12 	12 				Manhattan 
17 	17 	Sparta 	Neptune 	Neptune 	
18 	18 				
Latitude 	Latitude 				Latitude 
Longitude 	Longitude 				
16 	Omega 	Omega 	Omega 		
Asti 	Asti 			Flair 	Flair 
Merano 	Merano 				Merano 
Accent 	Accent 				Accent 

Note: Table shows matching lever styles among brands for suiting purposes.

# M Collection Levers

Von Duprin 98/99, 94/95, 33A/35A  
Schlage L, LT

<p><b>M51</b></p>  <p>4.5" 2.5"</p>	<p><b>M52</b></p>  <p>4.5" 2.4"</p>	<p><b>M53</b></p>  <p>4.4" 2.4"</p>
<p><b>M54</b></p>  <p>4.4" 2.3"</p>	<p><b>M55</b></p>  <p>4.4" 2.7"</p>	<p><b>M56</b></p>  <p>4.5" 2.3"</p>
<p><b>M57</b></p>  <p>4.5" 2.7"</p>	<p><b>M61 (handed)</b></p>  <p>4.5" 2.7"</p>	<p><b>M62 (handed)</b></p>  <p>4.6" 2.4"</p>
<p><b>M63 (handed)</b></p>  <p>4.6" 2.6"</p>	<p><b>M81</b></p>  <p>4.8" 2.5"</p>	<p><b>M82</b></p>  <p>4.9" 2.5"</p>
<p><b>M83</b></p>  <p>4.7" 2.25"</p>	<p><b>M84</b></p>  <p>5.1" 2.2"</p>	<p><b>M85 (handed)</b></p>  <p>4.9" 2.7"</p>
<p><b>ME1</b></p>  <p>5.4" 2.6"</p>	<p><b>ME2</b></p>  <p>5.2" 2.4"</p>	<p><b>ME3</b></p>  <p>5.0" 2.8"</p>

# General Information

---

## **DOOR WIDTHS**

EXIT DEVICES for door widths exceeding 4'0" are custom applications. Door width is assumed 3'0" unless specified otherwise. Specify the exact door width and consult factory for price or see page 17.

## **DOOR THICKNESS**

EXIT DEVICES are furnished at prices listed for door thicknesses of 1-3/4" and 2-1/4" with standard centerlines. Other door thicknesses and/or offset installations may require additional charges for the device, trim, control and/or strike. Consult factory for price or see pages 15, 16, and 17.

## **DOOR HEIGHTS/DEVICE CENTERLINE**

SURFACE VERTICAL ROD DEVICES are furnished at prices listed for door heights up to 7'0". For heights above 7'0", extension rods are furnished at prices shown on page 102. For doors higher than 10'0" or when centerline is other than standard, specify exact height and/or centerline. Consult factory for price or see device page. ADA centerline of 37" is available at no additional charge, must be specified. Door height is assumed 7'0" unless specified otherwise.

CONCEALED VERTICAL ROD DEVICES are furnished at prices listed for door heights 6'8" to 8'4" on touch bar devices, and up to 8'0" on crossbar devices. For extension rods up to 10'0", see page 102 for prices. For heights other than this or when centerline is other than standard, specify exact height. Consult factory for price or see device page. Door height is assumed 7'0" unless specified otherwise.

## **HANDING**

DEVICES: Furnished RHR when handing is not specified.  
LEVER TRIMS: Trims are furnished RHR when handing is not specified.

## **CYLINDERS**

We do not offer custom keying.

## **MARKING CARTONS**

Markings (e.g., door locations, stock reference numbers) on acknowledgements and individual product cartons will be provided at no additional charge.

## **SUBSTITUTION OF OUTSIDE TRIM OR STRIKES**

When standard is not desired, deduct price of standard and add price of item used. Check catalog for compatibility. Refer to device Product Catalogs for specific door application strike requirements.

## **ELECTRIC ACCESSORIES**

When specifying Electrical Products, consult Product Catalog or factory to insure all required accessories have been specified.

## **PRODUCT CATALOGS**

Refer to the Product Catalogs for required accessories and specific requirements.

## **LEVER DESIGNS**

- The #06 lever is furnished standard.
- Optional lever designs, #01, #02, #03, #05, #07, #12, #16, #17, #18, Accent, Asti, Merano are available at no additional charge.
- Optional Stainless Steel levers, 03 SS, 06 SS, 17 SS, Latitude SS and Longitude SS are available at no additional charge.
- Optional Brass levers, Latitude and Longitude are available at no additional charge.
- Optional Knurled Levers available on #02, 03, 07, and 17 Lever designs. M51, M52, and M81 lever designs can be supplied Knurled as a Special. Refer to Device pages for Levers offered per device.

# How to Order

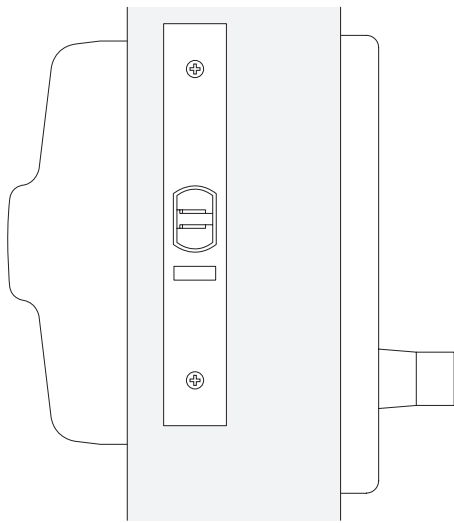
## Sequence Example

		EL	98	27	L	F	=	US26D	3'	RHR	LBR	US26D	996/ US26D	299F/ 06	SNB	HM	
<b>Prefixes</b>																	
None	Standard																
AX	Accessible Device	RX	Request to Exit														
CD	Cylinder Dogging - Panic Only	RX2	Double Request to Exit														
CX	Chexit	SD	Special Dogging - Panic Only														
E	Electric Locking Mortise/Lever																
EL	Electric Latch Retraction	SS	Signal Switch														
HH	Hurricane Device	WS	Windstorm (FEMA rated)														
LX	Latch Bolt Monitoring																
PL	Pullman Latch																
PN	Pneumatic Latch Retraction	XP	Heavy Protection - Rim														
QEL	Quiet Electric Latch Retraction																
<b>Device Series</b>		88	Cross Bar Device														
22	Push Bar Device	94/95	Recessed Device														
33A/35A	Push Bar Device	98/99	Push Bar Device														
55	Cross Bar Device																
<b>Device Type</b>																	
None	Rim Device																
27	Surface Mounted Vertical Rod Device																
47	Concealed Vertical Rod Device																
47WDC	Concealed Vertical Rod Wood Door Device																
48	Concealed Vertical Rod Device																
49	Concealed Vertical Cable Device (see CVC how to order form)																
50WDC	Concealed Vertical Cable Wood Door Device																
57	Three-Point Latch Device																
75	Mortise Lock Device																
<b>Trim Functions</b>		L-NL	Lever, Rigid - Night Latch														
XX	AD Trim (to come from client)	NL	Night Latch														
DT	Dummy Trim	NL-OP	Night Latch Cylinder Assembly, Optional Pull														
EO	Exit Only																
HL	Hospital Pull Trim	TL	Turn Lever														
K	Knob	TL-BE	Turn Lever - Blank Escutcheon														
K-BE	Knob - Blank Escutcheon																
K-DT	Knob, Rigid - Dummy Trim	TP	Thumbpiece														
K-NL	Knob, Rigid - Night Latch	TP-BE	Thumbpiece - Blank Escutcheon														
L	Lever (Classroom)																
L-BE	Lever - Blank Escutcheon																
L-DT	Lever, Rigid - Dummy Trim																
<b>Rating</b>		Blank	Panic Exit Hardware														
F	Fire Exit hardware																
<b>Suffix</b>		-2SI	Double Cylinder with Security Indicator														
-2	Double Cylinder																
<b>Finish</b>		US3, US4, US10, US15, US26, US26D, US26D-AM, US28, US32D, US32D-AM, 313, 315															
<b>Door Width</b>		<b>Door Thickness</b>															
3'	Standard Default	1-3/4"	Standard														
4'		2-1/4"	Optional														
2'																	
<b>Handing</b>		RHR	Right Hand Reverse														
		LHR	Left Hand Reverse														
<b>Less Bottom Rod/Cable</b>		LBR	Less Bottom Rod														
		LBR-AFL	LBR with Fire Pin														
		LBL	Less Bottom Cable														
		LBL-AFL	LBL with Fire Pin														
<b>Trim Options/Finish</b>		See trim options/finish for each series															
<b>Trim Options/Finish</b>		See trim options for each series															
<b>Lever Style</b>		06	Standard Default														
		Optional Levers available															
<b>Accessories</b>		CYL	Cylinder														
		SEC	Security Screws														
		GBK	Glass Bead Kit														
		SLM	SLM Blocking														
		SNB	Sex Bolts														
<b>Other Information</b>																	
<b>Touchbar Options</b>		BRAILLE (Vision impaired touchpad, Raised letter, and Braille), PUSH (Touchbar trim embossed "PUSH") RSS (Red silk-screened lettered touchbar trim), KN (Knurled Touchbar), SG (Safety Glow)															
<b>Miscellaneous</b>		CE (CE Labeled), LCP (Less Cover Plate), 10WDA (#10WDA Cover Plate), RAT REL (Ratchet Release Assy), WH (Weep Holes)															
<b>Door Material</b>		AL (Aluminum Door), HM (Hollow Metal), WD (Wood Door), CP (Composite Door) INS2 (Insulclad - 1/2"), INS4 (Insulclad - 1/4"), SC (Steelcraft, HH Device Only)															
<b>Door Application</b>		D (Double Egress), P (Pair of Doors), S (Single Door)															

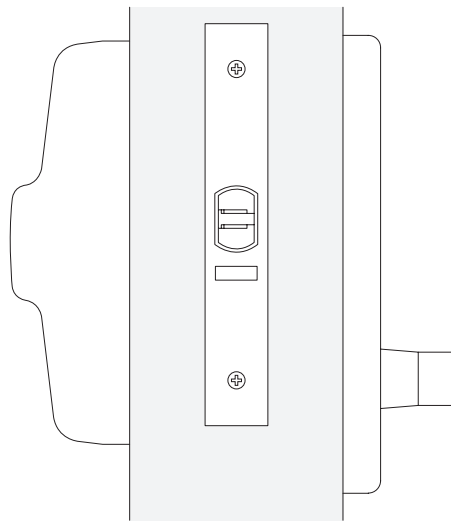
Note: Not all options are listed. Not all options are available on all series. See the specific series pages for complete options available. Please contact customer care for questions.

Prices subject to change without notice.

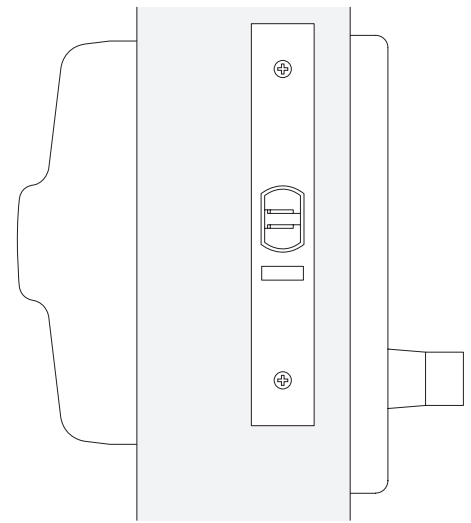
## Mortise Lock Order Form (for door thickness between 2 1/4" - 4 1/2")



**Mortise lock  
towards device (Push) side**



**Mortise lock  
centered**



**Mortise lock  
towards trim (Pull) side**

**1. Select mortise lock position (using illustration above).** Please check box in left column to indicate lock location.

	<b>Push side.</b> Please provide centerline dimension from <b>push side</b> .
	<b>Center.</b> Please provide centerline dimension from <b>center</b> .
	<b>Pull side.</b> Please provide centerline dimension from <b>pull side</b> .

**2. Specify door thickness.**

	Please provide <b>door thickness</b> in box to the left.
--	--

**3. Specify mortise lock configuration** (5575 / 8875 / 98/9975 / -F). Example: 9875-EO x 3' x US26D.

--	--

**Products to be supplied:**

<p><b>Mortise device</b> - lock towards device (push) side</p> <ul style="list-style-type: none"> <li>- Special strike</li> <li>- Special screw pack</li> <li>- Special trim (if not EO)</li> </ul>	<p><b>Mortise device</b> - lock centered</p> <ul style="list-style-type: none"> <li>- Special device</li> <li>- Special strike</li> <li>- Special trim (if not EO)</li> </ul>	<p><b>Mortise device</b> - lock towards trim (pull) side</p> <ul style="list-style-type: none"> <li>- Special device</li> </ul>
---	---	---

---

# *Special Order Products*

Prices subject to change without notice.

# Special Order Products

## Door Thickness - Devices Only

Prices shown are for a door thickness over 2-1/4" up to 4-1/4".

Trims for a door thickness other than standard are priced separately on pages 16 and 17.

NOTE: Other special door and frame conditions may require additional charges. Consult factory for pricing.

Model	Description	List Add	Notes
<b>22 Series</b>			
22 SERIES	No specials are available on the 22 Series.	n/a	
<b>33A/35A Series</b>			
33A/35A	Rim, 33/3527/47/48A/49/50WDC-F Device	81	Special Screw Pack
<b>55 Series</b>			
55	Rim Device	81	Special Screw Pack
5575/5575-F	Mortise Device, Lock towards device (push) side	257	Special Device Special Screw Package Special Trim (if not EO)
	Mortise Device, Lock centered	494	Special Device Special Strike Special Trim (if not EO)
	Mortise Device, Lock towards trim (pull) side	475	Special Device
5547/5547WDC/-F	Concealed Vertical Rod Device	81	Special Screw Pack
<b>88 Series</b>			
88/88-F	Rim device with sexbolts	81	Special Screw Pack
8875/8875-F	Mortise Device, Lock towards device (push) side	251	Special Device Special Screw Package Special Trim (if not EO)
	Mortise Device, Lock centered	479	Special Device Special Strike Special Trim (if not EO)
	Mortise Device, Lock towards trim (pull) side	221	Special Device
<b>98/99 Series</b>			
98/99/98-F/99-F	Rim Device w/SNB	81	Special Screw Pack
98/9927/-F	Surface Vertical Rod	81	Special Screw Pack
98/9947/48/49/-F	Concealed Vertical Rod w/SNB	81	Special Screw Pack
98/9947/98/9949 /98/9950 WDC/-F	Concealed Vertical Rod	81	Special Screw Pack
98/9975/-F	Mortise Device Lock towards Device(Push) Side	257	Special Strike Special Screw Package Special Trim (if not EO)
	Mortise Device Lock Centered	494	Special Device Special Strike Special Trim (if not EO)
	Mortise Device Lock towards Trim(Pull) Side	228	Special Device

Location of Mortise Lock must be provided when ordering.

Prices subject to change without notice.



# Special Order Products

## Door Thickness - Trims Only

Prices shown are for a door thickness over 2-1/4" up to 4-1/4". See specific product below for maximum door thickness. Devices for a door thickness other than standard are priced separately on page 15.

NOTE: Other special door and frame conditions may require additional charges. Consult factory for pricing.

Model	Description	List Add	Special Items Required
-------	-------------	----------	------------------------

### 33A/35A Series Trim

<b>386DT and NL</b>	Dummy or Night Latch Trim	81	Screw Pack for Device
<b>388</b>	Night Latch Cylinder Trim - 33A/35A	81	Screw Pack for Device
<b>550DT</b>	Dummy Trim	81	Screw Pack
<b>392-6</b>	Dummy Trim	81	Screw Pack

### 55 Series Trim

<b>550DT</b>	Dummy Trim	81	Screw Pack
<b>555NL/556NL</b>	Night Latch Trim	81	Screw Pack
<b>555NL-CA/556NL-CA</b>	Night Latch Cylinder Assembly	81	Screw Pack
<b>110MD-NL/WD-NL</b>	Night Latch Cylinder Assembly	81	Screw Pack

### 88 Series Trim

<b>880EO, DT or NL</b>	Exit Only, Dummy or Night Latch Trim	81	Screw Pack
<b>880/608TP/TP-BE</b>	Thumbpiece, up to 3-1/4"	219	Thumbpiece and Screw Pack
	Thumbpiece, over 3-1/4" up to 4-1/4"	366	Thumbpiece and Screw Pack
<b>880/606K/K-BE/K-NL</b>	Knob, up to 4-1/4"	277	Spindle and Screw Pack
<b>880K-DT</b>	Knob Dummy	81	Screw Pack
<b>608DT or NL</b>	Dummy or Night Latch Trim	81	Screw Pack
<b>606K-DT</b>	Knob Dummy	81	Screw Pack

### 98/99 Series Trim

<b>990EO, DT or NL</b>	Exit Only, Dummy or Night Latch Trim	81	Screw Pack
<b>696/697DT or NL</b>	Dummy or Night Latch Trim	81	Screw Pack
<b>990/696/697TP/TP-BE</b>	Thumbpiece, up to 4-1/4"	227	Thumbpiece and Screw Pack
<b>996K/K-BE/K-NL</b>	Knob	268	Spindle and Screw Pack
<b>996K-DT</b>	Knob Dummy	81	Screw Pack
<b>996EO</b>	Exit Only Plate	151	Screw Pack and Studs
<b>996L/L-BE</b>	Lever up to 4"	475	Finger and Studs
<b>996L-NL</b>	Night Latch Lever up to 4"	96	Studs
<b>996L-DT</b>	Lever Dummy up to 4"	96	Screw Pack
<b>110MD-NL/WD-NL</b>	Night Latch Cylinder Assembly	81	Screw Pack
<b>392-7</b>	Dummy Trim	78	Screw Pack

Prices subject to change without notice.

# Special Order Products

## Door Thickness - Controls Only

Prices shown are for a door thickness over 2-1/4" up to 4-1/4".

Devices for a door thickness other than standard are priced separately on page 15.

NOTE: Other special door and frame conditions may require additional charges. Consult factory for pricing.

Model	Description	List Add	Special Items Required
<b>Controls</b>			
360L/L-BE	Lever, up to 2-3/4"	118	Tailpiece and Screw Pack
360L-DT	Lever Dummy	79	Screw Pack
371L/LBE	Lever	287	Cam and Screw Pack
373L/L-BE	Lever, up to 3-3/8" dr for 88L	79	Screw Pack
	Lever, over 3-3/8" up to 4-1/4" for 88L	385	Spindle and Screw Pack
	Lever, up to 2-11/16" for 8827L	79	Screw Pack
	Lever, over 2-11/16" up to 4-1/4" for 8827L	385	Spindle and Screw Pack
	Lever, up to 3-5/8" for 8875L	79	Screw Pack
	Lever, over 3-5/8" up to 4-1/4" for 8875L	385	Spindle and Screw Pack
373L-DT	Lever Dummy	79	Screw Pack
375L/L-BE	Lever, up to 3-5/8" for 5575L	79	Screw Pack
	Lever, over 3-5/8" up to 4-1/4" for 5575L	385	Spindle and Screw Pack
375L-DT	Lever Dummy	79	Screw Pack
378L/L-BE	Lever	287	Cam and Screw Pack
379L/L-BE	Lever	385	Spindle and Screw Pack
374T/T-BE	Thumbturn	224	Rod Member and Screw Pack
376T/T-BE	Thumbturn	402	Rod Cam and Screw Pack
376T-WDC/T-BE	Thumbturn	402	Rod Member and Screw Pack
377T/T-BE	Thumbturn, 2" door	214	Rod Cam and Screw Pack
377T/T-BE	Thumbturn, over 2 1/4" door	402	Rod Cam and Screw Pack

## Door Width - Devices Only

Prices shown are for a door widths over 4' up to 6'.

Model	Description	List Add	Notes
-------	-------------	----------	-------

### 33/35/98/99 Series

> 4' up to 5'	All finishes	200	Device will ship less label
---------------	--------------	-----	-----------------------------

### 33/35/98/99 Series

> 5' up to 6'	All finishes	274	Device will ship less label
---------------	--------------	-----	-----------------------------

### 55 or 88 Series

> 4' up to 5'	US26D or US26	244	Device will ship less label
> 4' up to 5'	US3, US4, US10, US10B, SPBLK	383	Device will ship less label

Note: Device will be supplied with a 49" reinforcement crossbar kit. Actual crossbar length is 54".

### 55 or 88 Series

> 5' up to 6'	US26D or US26	320	Device will ship less label
> 5' up to 6'	US3, US4, US10, US10B, SPBLK	462	Device will ship less label

Note: Device will be supplied with a 61" reinforcement crossbar kit. Actual crossbar length is 66".

For Special Order Product Quotes: Email: [VDI\\_Specials@allegion.com](mailto:VDI_Specials@allegion.com) Fax: 1-877-730-6248

Prices subject to change without notice.

# Special Order Products

	List Add	Notes
<b>Special Device Types</b>		
Modified New York Special - Lever at 45 13/16"	490	5547 Hollow Metal Doors Only
Modified California Special - Centerline at 38"	473	5547WDC Only
Balanced Door - 3' Device with 4' Mechanism Case	82	33/35/98/99 Series
<b>Special Trims</b>		
990 with 697 Pull	72	
990EO/996EO with cylinder hole	107	
<b>Special Electric Strike</b>		
6221/6223/6226 with "A" Back Box	77	
<b>Special Mullion</b>		
Aluminum Mullions >10' up to 11'	769	5654/5754
Steel Mullions >10' up to 14'	515	1654/4754/4854/4954/9854/9954
<b>Special Centerline (other than 39-11/16")</b>		
Steel Mullion	89	
Aluminum Mullion	396	
ADA centerline height of 37" is available at no additional charge, must be specified.		

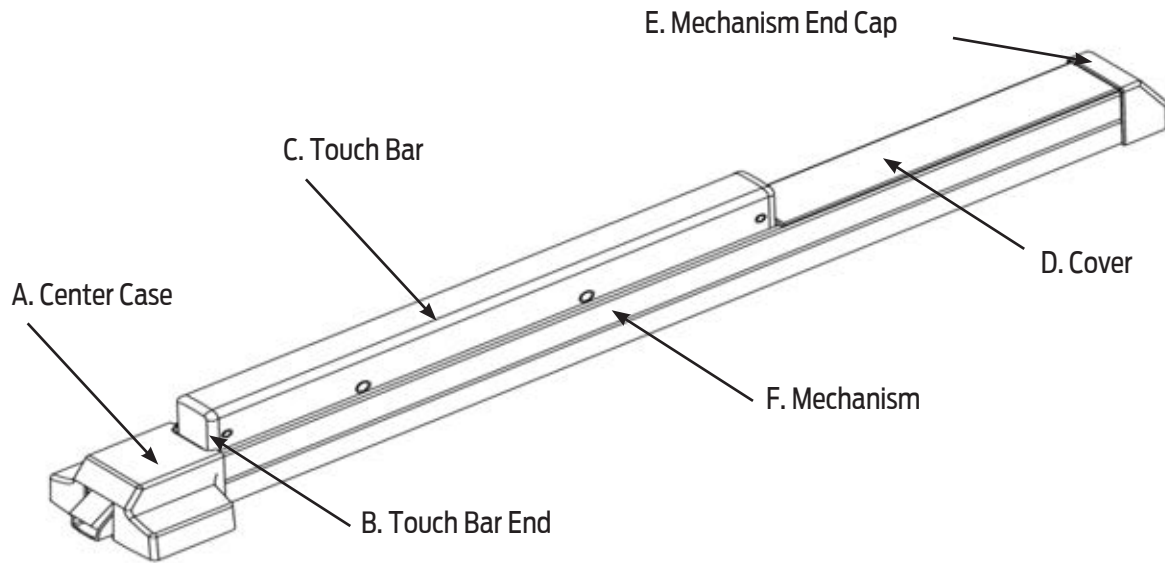
Prices subject to change without notice.

---

# *Exit Devices*

Prices subject to change without notice.

# 22 Series - Finish Chart



## Standard Finishes

Color	US Number	BHMA Number	A, B, E	C-Touch Bar Trim Finishes	D, F
Sprayed Aluminum	SP28	689	(A) Powder Coat (B, E) Molded Plastic	Sprayed Aluminum SP28, 689	Powder Coat
Duranodic Dark Bronze	SP313	695	(A) Powder Coat (B, E) Molded Plastic	Powder Coat SP313, 695	Powder Coat

## 22 Series Sex Bolt Quantities

Application	Sex Bolt 425 (Optional)	With 499 Strike 425 Sex Bolt (Optional)	325 Sex Bolts For SV Latches (Supplied)
EO (exit only device)	6	8	4
NLOP Device with 110 MD/WD	6	8	4
EO Device with 230EO trim	2	4	4
K, KBE, DT or NL Device with 210 trim	2	4	4
L, LBE, TP or TPBE Device with 230 trim	2	4	4

**Note:** Sex bolts are supplied for use on wood and composite fire doors.

Prices subject to change without notice.

 Indicates products that have EPD documentation available and meet LEED v4.

## EXIT HARDWARE

### Type of Device

22 (Rim) **2227** (Surface Vertical Rod)

### Function

<b>EO</b> (Exit Only)	<b>DT</b> (Dummy Trim)	<b>L</b> (Lever-06 Standard)	<b>LBE</b> (Lever-Blank Escutcheon)
<b>NL</b> (Night Latch-Key Retracts)	<b>NLOP</b> (Night Latch, Opt. Pull)	<b>K</b> (Knob)	<b>KBE</b> (Knob - Blank Escutcheon)
<b>TP</b> (Thumbpiece)	<b>TPBE</b> (Thumbpiece, Blank Escutcheon)		

### Rating

**None** (Panic Exit Device) **- F** (Fire Exit Device)

### Device Finish

**SP28** (Sprayed Aluminum) **SP313** (Duranodic Dark Bronze)

### Device Length (Feet and Inches)

**3'** (3' Device for 2' 4" - 3' Door) **4'** (4' Device for 2' 10" - 4' Door)

### Device Handing:

**RHR** (Right Hand Reverse) **LHR** (Left Hand Reverse)

### Dogging Options

**LD** (Less Dogging)

### Device Options

<b>ALK</b> (Standard Alarm Kit)	<b>SNB</b> (Include # of Sex Bolts)	<b>GBK</b> (Include GBK)	<b>CYL</b> (Include Cylinder)
<b>SEC</b> (Include Security Screws)	<b>AX</b> (Accessible Device)	<b>RX</b> (Request to Exit)	<b>LX</b> (Latchbolt Monitoring)

### Rods For Surface Vertical Devices only

**LBR** (Less Bottom Rod) **LBRAFL** (LBR with Aux. Fire Pin)

### Strike Finish

<b>US10B</b> (Satin Bronze-Oil Rubbed)	<b>US19</b> (Flat Black)	<b>US26D</b> (Satin Chrome)	<b>US32D</b> (Satin Stainless)
<b>SP313</b> (Dark Bronze)	<b>MD</b> (e-Moly)		

### Trim Options

<b>LT</b> (Less Trim)	<b>210</b> (Standard DT/NL/K Trim)	<b>230</b> (Standard L/TP Trim)
<b>110WD-NL / 110MD-NL</b> (Night Latch Cyl-WD door/MD door)		

### Trim Finish

<b>US10B</b> (Satin Bronze-Oil Rubbed)	<b>US26D</b> (Satin Chrome)	<b>US28</b> (Powder Coat Aluminum)	<b>313</b> (Duranodic Dark Bronze)
--	-----------------------------	------------------------------------	------------------------------------

### Misc

Prices subject to change without notice.

 Indicates products that have EPD documentation available and meet LEED v4.

# 22 Series - Summary (continued)

<b>CE</b> (CE Labeled)	<b>CON</b> (Connectors)
------------------------	-------------------------

## Door Material

<b>AL</b> (Aluminum Door)	<b>HM</b> (Hollow Metal)	<b>WD</b> (Wood Door)	<b>CP</b> (Composite Door)
---------------------------	--------------------------	-----------------------	----------------------------

## Door Thickness

<b>1.3/4</b> (1-3/4" Standard)	<b>2</b> (2" Thickness)	<b>2.1/4</b> (2-1/4" Thickness)
--------------------------------	-------------------------	---------------------------------

## Door Application

<b>D</b> (Double Egress)	<b>P</b> (Pair of Doors)	<b>S</b> (Single Door)
--------------------------	--------------------------	------------------------

3' Devices are priced complete with standard trim and strike(s), 4' add \$11 list.  
Cylinders and sex bolts are not included in price unless noted.

## EXIT HARDWARE

### Rim Devices

(Price includes 299 Strike)

	SP28 SP313	Weight lbs.		Standard Trim
		3'	4'	
<b>22EO</b>	461	11	14	-
<b>22DT</b>	514	12	16	210DT
<b>22NL</b>	522	12	16	210NL
<b>22NL-OP</b>	578	12	15	110MD/WD
<b>22K</b> (includes cylinder)	700	13	16	210K
<b>22K-BE</b>	700	13	16	210K-BE
<b>22L</b>	696	14	17	230L
<b>22L-BE</b>	696	14	17	230L-BE
<b>22TP</b>	695	14	16	230TP
<b>22TP-BE</b>	695	14	16	230TP-BE

## FIRE EXIT HARDWARE

### Rim Devices

(Price includes 299F Strike for single door applications.)

(For double door applications the 499F Strike will be supplied at an additional **\$96 list add**.)

<b>22EO-F</b>	573	12	14	-
<b>22NL-F</b>	634	12	15	210NL
<b>22NL-OP-F</b>	690	13	15	110MD/WD
<b>22K-F</b> (includes cylinder)	812	13	16	210K
<b>22K-BE-F</b>	812	13	16	210K-BE
<b>22L-F</b>	808	14	17	230L
<b>22L-BE-F</b>	808	14	17	230L-BE
<b>22TP-F</b>	807	13	17	230TP
<b>22TP-BE-F</b>	807	13	17	230TP-BE

## EXIT HARDWARE

### Surface Vertical Rod Devices

(Price includes 299, 248L-4, 304L Strikes and Sex Bolts for Latches)

<b>2227EO</b>	793	16	17	-
<b>2227DT</b>	846	17	19	210DT
<b>2227NL</b>	854	16	19	210NL
<b>2227NL-OP</b>	910	17	18	110MD/WD
<b>2227K</b> (includes cylinder)	1032	16	21	210K
<b>2227K-BE</b>	1032	16	21	210K-BE
<b>2227L</b>	1028	16	21	230L
<b>2227L-BE</b>	1028	16	21	230L-BE
<b>2227TP</b>	1027	18	21	230TP
<b>2227TP-BE</b>	1027	18	21	230TP-BE

## FIRE EXIT HARDWARE

### Surface Vertical Rod Devices

(Price includes 299F, 304L Strikes and Sex Bolts for Latches)

<b>2227EO-F</b>	1022	15	17	-
<b>2227NL-F</b>	1083	17	18	210NL
<b>2227NL-OP-F</b>	1139	16	18	110MD/WD
<b>2227K-F</b> (includes cylinder)	1261	16	20	210K
<b>2227K-BE-F</b>	1261	16	20	210K-BE
<b>2227L-F</b>	1257	16	21	230L
<b>2227L-BE-F</b>	1257	16	21	230L-BE
<b>2227TP-F</b>	1256	18	21	230TP
<b>2227TP-BE-F</b>	1256	18	21	230TP-BE

Prices subject to change without notice.

 Indicates products that have EPD documentation available and meet LEED v4.



# 22 Series - Options

## Dogging Not for use with Fire Exit Hardware

*Prefix*

**List Add**

<b>LD</b>	Less Dogging for 22 Series Panic devices	41
-----------	--	----

## Less Bottom Rod

*Suffix*

<b>LBR</b>	Available with UL Fire Label at no additional charge on 2227-F Devices. LBR Devices must be ordered in pairs of Vertical Rod Devices.	N/C
------------	---	-----

## Accessible Device

*Prefix*

**List Add**

<b>AX</b>	Accessible device compliant with the California Building Code (Section 11B-309.4) requirement for 5 lb. maximum operational force. Available on AX22, AX22-F Rim, AX2227-LBR, AX2227-LBR-F. Trim functions available EO, DT, NL, L, and LBE.	22
-----------	--	----

## Exit Alarm

*Prefix*

**List Add**

<b>ALK</b>	Exit Alarm available on 22 series Panic and Fire Devices. Price includes switch - "RX" switch, "LX" is optional at no additional charge. For vertical rod tampering monitoring on Surface Vertical Devices, specify device with LX (Latch Bolt Monitor Switch). To order Less Switch, <b>Deduct \$227</b> list. 9 volt battery included.	499
------------	--	-----

## Switches (available on all 22 Series Devices)

*Prefix*

**List Add**

<b>RX</b>	Request to Exit	227
<b>WP-RX</b>	Waterproof Request to Exit	327
<b>RX-LC</b>	Request to Exit Low Current	263
<b>RX-2</b>	Request to Exit Double Switch	282
<b>LX</b>	Latchbolt Monitoring	227
<b>LX-LC</b>	Latchbolt Monitoring Low Current	263
<b>LX-RX</b>	Request to Exit / Latchbolt Monitoring combination	343
<b>LX-RX-LC</b>	Request to Exit / Latchbolt Monitoring combination Low Current	410

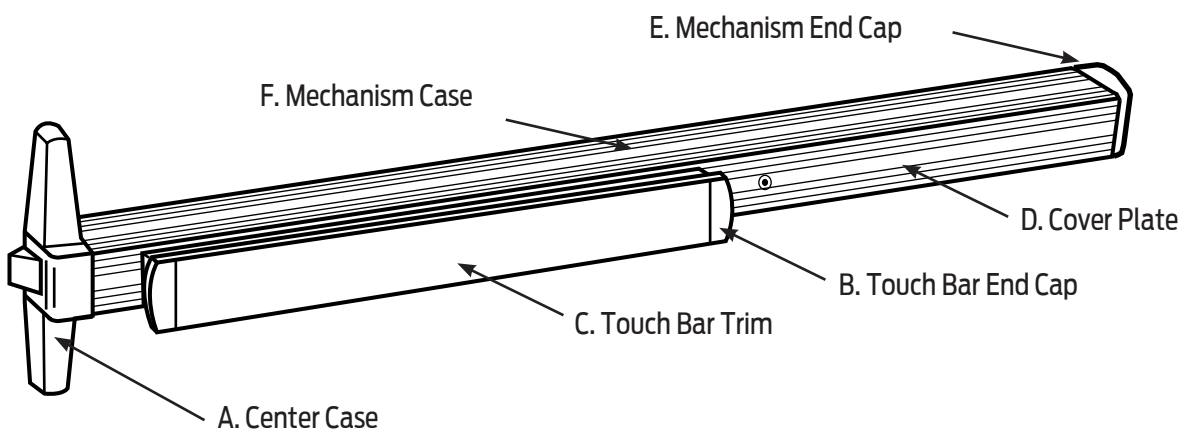
## Connectors

*Suffix*

**List Add**

<b>CON</b>	Cross-category solution using interconnect components for electrified options. Available with ALK, LX, LXLC, LXX, LXXLC, RX and RXLC switches.	N/C
------------	--	-----

# Finish Chart - 33A/35A Series



## Standard Finishes

Color	US Number	BHMA Number	A, B, E	C -Touch Bar Trim Finishes	D, F
Bright Brass	US3	605	(A) Buffed Anodized (Dull) (B, E) Bright Brass	Bright Brass US3, 605	Buffed Anodized
Satin Brass	US4	606	(A) Anodized (B,E) Bright Brass	Satin Brass US4, 606	Anodized
Satin Bronze	US10	612	Plated/Anodized	Satin Bronze US10, 725	Anodized
Satin Bronze, Oil-Rubbed	US10B	613	(A) Powder Coat (B, E) Oil-Rubbed	Oil Rubbed, US10B	Powder Coat
Satin Nickel	US15	619	Plated, Clear Powder Coat	Satin Stainless Steel US32D, 630	Anodized
Polished Chrome	US26	625	Plated	Bright Stainless Steel US32, 629	Buffed Anodized
Satin Chrome	US26D	626	Plated	Satin Stainless Steel US32D, 630	Anodized
Satin Chrome, Antimicrobial	US26D-AM	626AM	AM Clear over Chrome	AM Clear over Satin Stainless Steel US32D, 630	AM Clear over Anodized
Anodized Aluminum	US28	628	(A, B) Anodized (E) Plated	Satin Stainless Steel US32D, 630	Anodized
Duranodic Dark Bronze	313	710	Powder Coat	Powder Coat 313, 710	Powder Coat
Black	315	711	Powder Coat	Powder Coat 315, 711	Powder Coat
Aged Bronze, 643E	--	--	(A) Aged Bronze, No Relief (B, E) Relieved Aged Bronze	Relieved Aged Bronze	Aged Bronze No Relief

US15 available on 35A only

## Special Finishes

Color	US Number	BHMA Number	A, B, E	C -Touch Bar Trim Finishes	D, F
Bright Bronze	US9	611	Plated	Bright Bronze US9, 611	Buffed Anodized
Powder Coat	RAL # *	--	Powder Coat	Powder Coat	Powder Coat

\* See Finish page for optional RAL color information.

## 33A/35A Series Sex Bolt Quantities

Application	425 Sex Bolts (Supplied)	For Latches 325 Sex Bolts (Supplied)
EO (exit only device)	2	4
DT device with 550 trim	2	4
NLOP device with 388 trim	2	4
3327A or 3347A TLOP with 374T trim	2	2

Prices subject to change without notice.

 Indicates products that have EPD documentation available and meet LEED v4.

# 33A/35A Series - Summary

## EXIT HARDWARE

### Type of Device **33A** (Grooved) **35A** (Smooth)

**None** (Rim)      **27A** (Surface Vertical Rod)      **47A / 48A** (Concealed Vertical Rod)      **49A** (Concealed Vertical Cable)  
**50WDC** (Wood Door Concealed Vertical Cable)

### Function

**EO** (Exit Only)      **DT** (Dummy Trim)      **L** (Lever-06 Standard)      **LDT** (Lever-Dummy Trim)  
**NL** (Night Latch-Key Retracts)      **NLOP** (Night Latch, Opt. Pull)      **TLOP** (Turn Lever, Opt. Pull)      **TL** (Turn Lever)  
**LBE** (Lever-Blank Escutcheon)      **TLBE** (Turn Lever - Blank Escutcheon)      **T** (Thumbturn)      **TBE** (Thumbturn - Blank Escutcheon)

### Rating

**None** (Panic Exit Device)      - **F** (Fire Exit Device)

### Device Finish

**US3** (Bright Brass)      **US4** (Satin Brass)      **US10** (Satin Bronze)      **US10B** (Satin Bronze-Oil Rubbed)  
**US26** (Bright Chrome)      **US26D** (Satin Chrome)      **US28** (Anodized Aluminum)      **313** (Duranodic Dark Bronze)  
**315** (Black)      **US26D-AM** (Antimicrobial)      **US15** (Satin Nickel - 35 series only)

### Device Length (Feet and Inches)

**2'** (2' Device for 2' Door - Vertical Device only)      **3'** (3' Device for 2' 4" - 3' Door)      **4'** (4' Device for 2' 10" - 4' Door)

### Device Handing

**RHR** (Right Hand Reverse)      **LHR** (Left Hand Reverse)

### Touch Bar Trim Options

**RSS** (Emergency Exit- US32D only)      **PUSH** (Embossed - Push)      **SG** (Safety Glow)      **KN** (Knurled)      **BRILLE** (Braille)  
**WH** (Drainage/Weep holes in Mechanism Case - 3' device will have 5 holes - 6" spacing, 4' device will have 7 holes - 6" spacing)

### Touch Bar Finish

**US3** (Bright Brass)      **US4** (Satin Brass)      **US10** (Satin Bronze)      **US10B** (Satin Bronze-Oil Rubbed)  
**US32** (Bright Stainless)      **US32D** (Satin Stainless)      **313** (Duranodic Dark Bronze)      **315** (Black)  
**340** (Photoluminescent)

### Dogging Options

**CD** (Cylinder Dogging - Panic Only)      **HD** (Hex Dogging)      **LD** (Less Dogging)  
**CDSI** (Cylinder Dogging w/Indicator)      **HDSI** (Hex Dogging w/ Indicator)

### Switch Options

**LX** (Latchbolt Monitoring)      **LXLC** (LBM Low Current)      **RX** (Request to Exit)      **RXLC** (Request to Exit Low Current)  
**RX2** (Request to Exit Double Switch)      **LXRX** (LBM Request to Exit)      **LXRXLC** (LBM Request to Exit Low Current)  
**WP-RX** (Waterproof Request to Exit)

Prices subject to change without notice.

 Indicates products that have EPD documentation available and meet LEED v4.

### Electric Options

<b>CX</b> (Chexit - Controlled Exit)	<b>CX-RCM</b> (Remote Chexit Module)	<b>ES</b> (Pullman Latch for Electric Strike)
<b>FS</b> (Fail Safe)	<b>FSE</b> (Fail Secure)	<b>QEL</b> (Quiet Electric Latch Retraction)
<b>SS</b> (Signal Switch)	<b>EL</b> (Electric Latch Retraction)	

### Device Options

<b>HH</b> (Hurricane)	<b>CYL</b> (Include Cylinder)	<b>PL</b> (Include Pullman Latch)	<b>GBK</b> (Include GBK)
<b>ALK</b> (Standard Alarm Kit)	<b>SEC</b> (Include Security Screws)	<b>AX</b> (Accessible Device)	<b>PN</b> (Pneumatic Latch Retraction)

### Rods For Surface / Concealed Vertical Devices only

<b>OPR</b> (1 piece Top Rod)	<b>LBR</b> (Less Bottom Rod)	<b>LBRAFL</b> (LBR with Aux. Fire Pin)
------------------------------	------------------------------	--

### Strike Series

<b>LS</b> (Less Strike)	<b>LTS</b> (Less Top Strike)	<b>1439</b> (Std. Rim)	<b>249</b> (Std. CVC)
<b>260U</b> (Opt. SV Flush Transom)	<b>260UF</b> (Opt. SV Fire Flush Transom)	<b>264</b> (Opt. Rim or SV)	<b>266</b> (Std. SV)
<b>283</b> (Opt. CV - Wood Frame)	<b>299, 1410, 1606, 1609</b> (Opt. Rim)	<b>299F</b> (Std. SV Fire)	<b>338</b> (Std. CV)
<b>499F</b> (Std. SV Fire LBR)	<b>150</b> (Std. CVC-WDC)	<b>1439F</b> (Opt. Rim Fire)	

### Bottom Strike Series

<b>LBS</b> (Less Bottom Strike)	<b>248L-4</b> (Surface)	<b>304L</b> (Mortise)	<b>349</b> (Std. CVC)
<b>385A</b> (Adjustable Mortise)	<b>450</b> (Std. CVC-WDC)		

### Strike Finish

<b>US3</b> (Bright Brass)	<b>US4</b> (Satin Brass)	<b>US10</b> (Satin Bronze)	<b>US10B</b> (Satin Bronze-Oil Rubbed)
<b>US19</b> (Flat Black)	<b>US26</b> (Bright Chrome)	<b>US26D</b> (Satin Chrome)	<b>US32</b> (Bright Stainless)
<b>US32D</b> (Satin Stainless)	<b>MD</b> (e-Moly)	<b>SP313</b> (Dark Bronze)	<b>SP10</b> (Satin Bronze)

### Trim Options

<b>LT</b> (Less Trim)	<b>386</b> (Standard DT / NL Trim)	<b>550</b> (Opt. Offset Dummy Trim)	<b>392-6</b> (Opt. Wire Pull Dummy Trim)
			<b>388</b> (Night Latch Cylinder Trim)

### Trim/ControlFinish

<b>US3</b> (Bright Brass)	<b>US4</b> (Satin Brass)	<b>US10</b> (Satin Bronze)	<b>US10B</b> (Satin Bronze-Oil Rubbed)
<b>US26</b> (Bright Chrome)	<b>US26D</b> (Satin Chrome)	<b>SPBLK</b> (Black Painted)	<b>US26D-AM</b> (Antimicrobial)

### Control Options

<b>LC</b> (Less Control)	<b>360</b> (Lever Control)	<b>E360</b> (360 Elec. Unlocking)	<b>360T</b> (Thumbturn Control - Rim)
<b>E360T</b> (360T Elec. Unlocking)	<b>374T</b> (Thumbturn Control - SV)	<b>376T</b> (Thumbturn Control - CV)	<b>376T WDC</b> (376T for Wood Door)
<b>E374T</b> (374T Elec. Unlocking)	<b>E376T</b> (376T Elec. Unlocking)	<b>E376T-WDC</b> (376T-WDC Elec. Unlocking)	

Prices subject to change without notice.

 Indicates products that have EPD documentation available and meet LEED v4.

# 33A/35A Series - Summary (continued)

## Control Lever Styles 06 Lever Standard

<b>ACC</b> (Accent Lever)	<b>AST</b> (Asti Lever)	<b>MER</b> (Merona Lever)
<b>03K</b> (03 Knurled Lever)	<b>06K</b> (06 Knurled Lever)	<b>01, 02, 03, 05, 06, 07, 12, 16, 17, 18</b> (Levers)
<b>LAT</b> (Latitude)	<b>LON</b> (Longitude)	<b>03 SS, 06 SS, 17 SS, LAT SS, LON SS, M57, M62</b> (Stainless Steel Levers)
<b>M51, M52, M53, M54, M55, M56, M61, M63, M81, M82, M83, M84, M85, ME1, ME2, ME3</b>		

## Electric / Monitor Strike

<b>OTH</b> (Other Mfg Strike)	<b>4263T1</b> (Rim Monitor Strike)	<b>4268T1</b> (Rim Monitor Strike)	<b>4690T2</b> (For 33/3547A-F)
<b>4690-1T2</b> (for 33/3547A Non - Fire)	<b>6111</b> (Rim W/Mull 33/3527A LBR)	<b>6112</b> (33/35A Rim single door)	<b>6113</b> (33/35A Rim single door)
<b>6114</b> (33/35A Rim NL function)	<b>6121</b> (33/35A Rim Double Door no Mullion)	<b>6213</b> (Used with 33/3547A LBR)	

## CHEXIT Options

<b>B15</b> (BOCA 15 Second Delay)	<b>0</b> (0 Second Delay)	<b>15</b> (15 Second Delay)
<b>30</b> (Second Delay)	<b>M15</b> (15 Second Mute Delay)	<b>INF</b> (Infinite Delay)

## Misc

<b>CE</b> (CE Labeled)	<b>LCP</b> (Less Cover Plate)	<b>10WDA</b> (#10WDA Cover Plate)	<b>33A</b> (33A-WDA Cover Plate)
<b>CON</b> (Connectors)	<b>50WDC</b> (50WDC Cover Plate)		

## Door Material

<b>AL</b> (Aluminum Door)	<b>HM</b> (Hollow Metal)	<b>WD</b> (Wood Door)	<b>CP</b> (Composite Door)
<b>INS2</b> (Insulclad - 1/2")	<b>INS4</b> (Insulclad - 1/4")		

## Door Thickness

<b>1.3/4</b> (1-3/4" Standard)	<b>2</b> (2" Thickness)	<b>2.1/4</b> (2-1/4" Thickness)
--------------------------------	-------------------------	---------------------------------

## Door Application

<b>D</b> (Double Egress)	<b>P</b> (Pair of Doors)	<b>S</b> (Single Door)
--------------------------	--------------------------	------------------------

## Mullion Application

<b>1654</b> (HM, used w/ 2 - 1606 Strikes)	<b>4754</b> (HM, used w/ 2 - 4263 Monitor Strikes)	<b>5654</b> (AL, used w/ 2 - 299 Strikes)
<b>4954</b> (HM, used w/2 - 299/264 Strikes)	<b>4854</b> (HM, used with a 299 & 6111ES)	<b>5754</b> (AL, 1408 Strike Installed)

## APPLICATION NOTE FOR 2' DEVICE :

### Available on Surface and Concealed Vertical (panic and fire).

When vertical rod devices are used on both doors of a pair, operation of the inactive door (smaller door) will not disengage the active door, creating a potential safety issue for those using the inactive door during an emergency. In addition, standard hex or cylinder dogging is not available. Dogging is not available for this application on 33/3527A/47/49A/50A-WDC devices.

For pairs of doors using one 2' door Von Duprin recommends the following hardware combinations listed below for optimum safety in an emergency.

1. Surface or Concealed Vertical device on the 2' door (inactive) and a mortise device on the larger door (active). This combination is used primarily on Hollow Metal door applications only.
2. Automatic Flush Bolt on the 2' door (inactive) and a Surface or Concealed Vertical device on the larger door (active).

**NOTE: The 2' door width is not available with any Electrical, Chexit, Hurricane or Windstorm options.**

Prices subject to change without notice.

 Indicates products that have EPD documentation available and meet LEED v4.

# Devices - 33A/35A Series

3' Devices are priced complete with standard trim, strike(s) and sex bolts. 4' add \$18 list. Cylinders are not included in price.

## EXIT HARDWARE

### Rim Devices

(Price includes 1439 Strike for ALF applications).  
(For HMF and WDF applications the 299 strike is supplied at \$79 list deduct).

	US26D	US28	313	US10	US4/4A	US3/3A US15 US26 643E	315	US10B	Weight lbs.		Standard Trim/Control
									3'	4'	
33A/35A-EO	1571	1272	1276	1318	1318	1646	1978	1550	12	14	-
33A/35A-DT	1888	1589	1593	1764	1635	2022	2295	1867	15	18	386DT
33A/35A-NL	2132	1833	1837	2010	1879	2308	2539	2111	16	18	386NL*
33A/35A-NL-OP	1846	1547	1551	1719	1575	1921	2253	1825	15	16	388
33A/35A-L	2214	1915	1919	1994	1876	2344	2621	2193	17	19	360L**
33A/35A-L-BE	2182	1883	1887	1969	1833	2305	2589	2161	17	19	360L-BE**
33A/35A-L-DT	2164	1865	1869	1945	1823	2289	2571	2143	17	19	360L-DT**
33A/35A-TL	2239	1940	1944	2022	1892	2368	2646	2535	17	19	360T**
33A/35A-TL-BE	2206	1907	1911	1994	1856	2331	2613	1550	17	19	360T-BE**
33A/35A-T	2239	1940	1944	2022	1892	2368	2646	2218	17	19	360T**
33A/35A-T-BE	2206	1907	1911	1994	1856	2331	2613	2185	17	19	360T-BE**

## FIRE EXIT HARDWARE

### Rim Devices

(Price includes 299F Strike for single door applications only.)  
(For double door applications the 499F Strike will be supplied at an additional \$96 list add).

33A/35A-EO-F	1677	1378	1382	1424	1424	1752	2084	1656	12	14	-
33A/35A-NL-F	2238	1939	1943	2116	1985	2414	2645	2217	16	18	386NL*
33A/35A-NL-OP-F	1952	1653	1657	1825	1681	2027	2359	1931	15	16	388
33A/35A-L-F	2320	2021	2025	2100	1982	2450	2727	2299	17	19	360L**
33A/35A-L-BE-F	2288	1989	1993	2075	1939	2411	2695	2267	17	19	360L-BE**
33A/35A-TL-F	2345	2046	2050	2128	1998	2474	2752	2641	17	19	360T**
33A/35A-TL-BE-F	2312	2013	2017	2100	1962	2437	2719	1656	17	19	360T-BE**
33A/35A-T-F	2345	2046	2050	2128	1998	2474	2752	2324	17	19	360T**
33A/35A-T-BE-F	2312	2013	2017	2100	1962	2437	2719	2291	17	19	360T-BE**

### 33A/35A Rim Notes:

- \* **Handing** - the 386NL series trim is handed and not field reversible. Please specify handing, RHR or LHR.
- \*\* **Wood Doors** - 33A-WDA cover plate is required for the 360 series control and will be supplied at an additional, \$47 list add.
- Finish** - US3A, US4A, consult factory for lead time.
- Finish** - US15 finish available on series 35A only.
- Finish** - US10B finish has 313 finish device with US10B parts.

Prices subject to change without notice.

 Indicates products that have EPD documentation available and meet LEED v4.

# 33A/35A Series - Devices (continued)

3' Devices are priced complete with standard trim, strike(s) and sex bolts.  
 2' add \$75 list , 4' add \$18 list.  
 Cylinders are not included in price.

## EXIT HARDWARE

### Surface Vertical Rod Devices

(Price includes 266, 248L-4 and 304L Strikes)

	US26D	US28	313	US10	US4/4A	US3/3A US15 US26 643E	315	US10B	Weight lbs.			Standard Trim/Control
									2'	3'	4'	
33A/3527A-EO	2176	1859	1910	1929	1919	2262	2714	2318	13	16	19	-
33A/3527A-DT	2493	2176	2227	2375	2236	2638	3031	2635	16	19	22	386DT
33A/3527A-NL	2737	2420	2471	2621	2480	2924	3275	2879	17	20	23	386NL*
33A/3527A-NL-OP	2451	2134	2185	2330	2176	2537	2989	2593	17	19	21	388
33A/3527A-L	2819	2502	2553	2605	2477	2960	3357	2961	16	19	22	360L**
33A/3527A-L-BE	2787	2470	2521	2580	2434	2921	3325	2929	16	19	22	360L-BE**
33A/3527A-L-DT	2769	2452	2503	2556	2424	2905	3307	2911	16	19	22	360L-DT**
33A/3527A-TL	3161	2844	2895	3079	2810	3360	3699	3303	19	22	25	386DT/374T**
33A/3527A-TL-BE	3128	2811	2862	3051	2774	3323	3666	3270	19	22	25	386DT/374T-BE**
33A/3527A-T	2844	2527	2578	2633	2493	2984	3382	2986	19	22	25	360T**
33A/3527A-T-BE	2811	2494	2545	2605	2457	2947	3349	2953	19	22	25	360T-BE**

## FIRE EXIT HARDWARE

### Surface Vertical Rod Devices

(Price includes 299F and 304L Strikes)

33A/3527A-EO-F	2247	1901	1959	1980	1966	2341	2760	2400	13	16	19	-
33A/3527A-NL-F	2808	2462	2520	2672	2527	3003	3321	2961	17	20	23	386NL*
33A/3527A-NL-OP-F	2522	2176	2234	2381	2223	2616	3035	2675	13	16	19	388
33A/3527A-L-F	2890	2544	2602	2656	2524	3039	3403	3043	16	19	22	360L**
33A/3527A-L-BE-F	2858	2512	2570	2631	2481	3000	3371	3011	16	19	22	360L-BE**
33A/3527A-TL-F	3232	2886	2944	3130	2857	3439	3745	3385	18	22	25	386DT/374T**
33A/3527A-TL-BE-F	3199	2853	2911	3102	2821	3402	3712	3352	18	22	25	386DT/374T-BE**
33A/3527A-T-F	2915	2569	2627	2684	2540	3063	3428	3068	18	22	25	360T**
33A/3527A-T-BE-F	2882	2853	2594	2656	2504	3026	3395	3035	18	22	25	360T-BE**

### 33A/3527A Notes:

- \* **Handing** - the 386NL series trim is handed and not field reversible. Please specify handing, RHR or LHR.
- \*\* **Wood Doors** - 33A-WDA cover plate is required for the 360 series control and 10WDA for 370 series controls and will be supplied at an additional, \$47 list add.
- Finish** - US3A, US4A, consult factory for lead time.
- Finish** - US15 finish available on series 35A only.
- Finish** - US10B finish has 313 finish device with US10B parts.

**3' Devices are priced complete with standard trim, strike(s) and sex bolts.  
2' add \$75 list, 4' add \$18 list.  
Cylinders are not included in price.**

## EXIT HARDWARE

### Concealed Vertical Rod Devices

(Price includes 338 and 385A Strikes)

	US26D	US28	313	US10	US4/4A	US3/3A US15 US26 643E	315	US10B	Weight lbs.			Standard Control	Trim/
									2'	3'	4'		
<b>33A/3547A-EO</b>	2232	1872	1913	1957	1957	2313	2720	2331	12	16	18	-	
<b>33A/3547A-DT</b>	2549	2189	2230	2403	2274	2689	3037	2648	16	19	22	386DT	
<b>33A/3547A-NL</b>	2793	2433	2474	2649	2518	2975	3281	2892	18	20	22	386NL*	
<b>33A/3547A-NL-OP</b>	2507	2147	2188	2358	2214	2588	2995	2606	17	19	21	388	
<b>33A/3547A-L</b>	2875	2515	2556	2633	2515	3011	3363	2974	16	19	22	360L**	
<b>33A/3547A-L-BE</b>	2843	2483	2524	2608	2472	2972	3331	2942	16	19	22	360L-BE**	
<b>33A/3547A-L-DT</b>	2825	2465	2506	2584	2462	2956	3313	2924	16	19	22	360L-DT**	
<b>33A/3547A-TL</b>	3217	2857	2898	3107	2848	3411	3705	3316	20	22	24	386DT/376T**	
<b>33A/3547A-TL-BE</b>	3184	2824	2865	3079	2812	3374	3672	3283	20	22	24	386DT/376T-BE**	
<b>33A/3547A-T</b>	2900	2540	2581	2661	2531	3035	3388	2999	20	22	24	360T**	
<b>33A/3547A-T-BE</b>	2867	2507	2548	2633	2495	2998	3355	2966	20	22	24	360T-BE**	

## FIRE EXIT HARDWARE

### Concealed Vertical Rod Devices

(Price includes 338 and 385A Strikes)

<b>33A/3547A-EO-F</b>	2329	1989	2020	2084	2084	2412	2826	2464	14	16	18	-	
<b>33A/3547A-NL-F</b>	2890	2550	2581	2776	2645	3074	3387	3025	18	20	22	386NL*	
<b>33A/3547A-NL-OP-F</b>	2604	2264	2295	2485	2341	2687	3101	2739	14	16	18	388	
<b>33A/3547A-L-F</b>	2972	2632	2663	2760	2642	3110	3469	3107	16	19	22	360L**	
<b>33A/3547A-L-BE-F</b>	2940	2600	2631	2735	2599	3071	3437	3075	16	19	22	360L-BE**	
<b>33A/3547A-TL-F</b>	3314	2974	3005	3234	2975	3510	3811	3449	20	22	24	386DT/376T**	
<b>33A/3547A-TL-BE-F</b>	3281	2941	2972	3206	2939	3473	3778	3416	20	22	24	386DT/376T-BE**	
<b>33A/3547A-T-F</b>	2997	2657	2688	2788	2658	3134	3494	3132	20	22	24	360T**	
<b>33A/3547A-T-BE-F</b>	2964	2624	2655	2760	2622	3097	3461	3099	20	22	24	360T-BE**	

### 33A/3547A Notes:

- \* **Handing** - the 386NL series trim is handed and not field reversible. Please specify handing, RHR or LHR.
- \*\* **Wood Doors** - 33A-WDA cover plate is required for the 360 series control and 10WDA for 370 series controls and will be supplied at an additional, **\$47 list add**.
- Finish** - US3A, US4A, consult factory for lead time.
- Finish** - US15 finish available on series 35A only.
- Finish** - US10B finish has 313 finish device with US10B parts.



# 33A/35A Series - Devices

3' Devices are priced complete with standard trim, strike(s) and sex bolts.  
 2' add \$75 list, 4' add \$18 list.  
 Cylinders are not included in price.

## EXIT HARDWARE

### Concealed Vertical Rod Devices

(Price includes 338 and 385A Strikes)  
 For Hollow Metal doors

	US26D	US28	313	US10	US4/4A	US3/3A US15 US26 643E	315	US10B	Weight lbs.			Standard Trim/Control
									2'	3'	4'	
33A/3548A-EO	2495	2135	2175	2220	2220	2576	2983	2910	14	16	18	-
33A/3548A-DT	2812	2452	2492	2666	2537	2952	3300	3154	16	19	22	386DT
33A/3548A-NL	3056	2696	2736	2912	2781	3238	3544	2868	18	20	22	386NL*
33A/3548A-NL-OP	2770	2410	2450	2621	2477	2851	3258	3236	17	19	21	388
33A/3548A-L	3138	2778	2818	2896	2778	3274	3626	3204	16	19	22	360L
33A/3548A-L-BE	3106	2746	2786	2871	2735	3235	3594	3186	16	19	22	360L-BE
33A/3548A-L-DT	3088	2728	2768	2847	2725	3219	3576	3578	16	19	22	360L-DT
33A/3548A-TL	3480	3120	3160	3370	3111	3674	3968	3545	20	22	24	386DT/376T
33A/3548A-TL-BE	3447	3087	3127	3342	3075	3637	3935	3261	20	22	24	386DT/376T-BE
33A/3548A-T	3163	2803	2843	2924	2794	3298	3651	3228	20	22	24	360T
33A/3548A-T-BE	3130	2770	2810	2896	2758	3261	3618	2591	20	22	24	360T-BE

## FIRE EXIT HARDWARE

### Concealed Vertical Rod Devices

(Price includes 338 and 385A Strikes)  
 For Hollow Metal doors

33A/3548A-EO-F	2591	2251	2283	2347	2347	2674	3089	2727	14	16	18	-
33A/3548A-NL-F	3152	2812	2844	3039	2908	3336	3650	3288	18	20	22	386NL*
33A/3548A-NL-OP-F	2866	2526	2558	2748	2604	2949	3364	3002	14	16	18	388
33A/3548A-L-F	3234	2894	2926	3023	2905	3372	3732	3370	16	19	22	360L
33A/3548A-L-BE-F	3202	2862	2894	2998	2862	3333	3700	3338	16	19	22	360L-BE
33A/3548A-TL-F	3576	3236	3268	3497	3238	3772	4074	3712	20	22	24	386DT/376T
33A/3548A-TL-BE-F	3543	3203	3235	3469	3202	3735	4041	3679	20	22	24	386DT/376T-BE
33A/3548A-T-F	3259	2919	2951	3051	2921	3396	3757	3395	20	22	24	360T-BE
33A/3548A-T-BE-F	3226	2886	2918	3023	2885	3359	3724	3362	20	22	24	360T-BE

### 33A/3548A Notes:

- \* **Handing** - the 386NL series trim is handed and not field reversible. Please specify handing, RHR or LHR.
- Finish** - US3A, US4A, consult factory for lead time.
- Finish** - US15 finish available on series 35A only.
- Finish** - US10B finish has 313 finish device with US10B parts.

**3' Devices are priced complete with standard trim, strike(s) and sex bolts where shown.  
2' add \$75 list, 4' add \$18 list.  
Cylinders are not included in price.**

**For Concealed Vertical Cable Devices prices shown are for Door Opening Heights 6'0" -10'0"**

## EXIT HARDWARE

### Concealed Vertical Cable Devices

(Price includes 249 and 349 Strikes)  
For Hollow Metal doors

	US26D	US28	313	US10	US4/4A	US3/3A US15 US26 643E	315	US10B	Weight lbs.			Standard Trim/Control
									2'	3'	4'	
33A/3549A-EO	2247	1886	1916	1971	1971	2329	2738	2361	12	16	18	-
33A/3549A-DT	2564	2203	2233	2417	2288	2705	3055	2678	16	19	22	386DT
33A/3549A-NL	2808	2447	2477	2663	2532	2991	3299	2922	18	20	22	386NL*
33A/3549A-NL-OP	2522	2161	2191	2372	2228	2604	3013	2636	17	19	21	388
33A/3549A-L	2890	2529	2559	2647	2529	3027	3381	3004	16	19	22	360L
33A/3549A-L-BE	2858	2497	2527	2622	2486	2988	3349	2972	16	19	22	360L-BE
33A/3549A-L-DT	2840	2479	2509	2598	2476	2972	3331	2954	16	19	22	360L-DT
33A/3549A-T	2915	2554	2584	2675	2545	3051	3406	3029	20	22	24	360T
33A/3549A-T-BE	2882	2521	2551	2647	2509	3014	3373	2996	20	22	24	360T-BE

## FIRE EXIT HARDWARE

### Concealed Vertical Cable Devices

(Price includes 249 and 349 Strikes)  
For Hollow Metal doors

33A/3549A-EO-F	2352	1991	2021	2076	2076	2434	2843	2466	14	16	18	-
33A/3549A-NL-F	2913	2552	2582	2768	2637	3096	3404	3027	18	20	22	386NL*
33A/3549A-NL-OP-F	2627	2266	2296	2477	2333	2709	3118	2741	14	16	18	388
33A/3549A-L-F	2995	2634	2664	2752	2634	3132	3486	3109	16	19	22	360L
33A/3549A-L-BE-F	2963	2602	2632	2727	2591	3093	3454	3077	16	19	22	360L-BE
33A/3549A-T-F	3020	2659	2689	2780	2650	3156	3511	3134	20	22	24	360T
33A/3549A-T-BE-F	2987	2626	2656	2752	2614	3119	3478	3101	20	22	24	360T-BE

### 33A/3549A Notes:

- \* **Handing** - The 386NL series trim is handed and not field reversible. Please specify handing, RHR or LHR.
- Finish** - US3A, US4A, consult factory for lead time.
- Finish** - US15 finish available on series 35A only.
- Finish** - US10B finish has 313 finish device with US10B parts.
- Door Opening Height** - Specify door opening height if other than the default.  
For door opening heights more than 10', consult factory.

### For Concealed Vertical Cable Devices - Less Cable System (LCS) Deduct \$961 List

Nominal Door Opening Height		Top Cable	Bottom Cable
72" - 82"	6' - 6'10'	47250398	47250403
* >82" - 96"	*6'10" - 8'	47250175	47250178
>96" - 110"	>8' - 9'2"	47250176	47250179
>110" - 120"	>9'2" - 10'	47250177	47250180

\*Default door opening height

Prices subject to change without notice.

 Indicates products that have EPD documentation available and meet LEED v4.

# 33A/35A Series - Devices

3' Devices are priced complete with standard trim, strike(s) and sex bolts.  
2' add \$75 list, 4' add \$18 list.  
Cylinders are not included in price.

## EXIT HARDWARE

### Wood Door Concealed Vertical Cable Devices

(Price includes 150 and 450 Strikes, Sex Bolts, and Scalp Plate)

	US26D	US28	313	US10	US4/4A	US3/3A US15 US26 643E	315	US10B	Weight lbs.			Standard Trim/Control
									2'	3'	4'	
33A/3550A-WDC-EO	2226	2013	2165	2244	2317	2476	2804	2670	12	16	18	—
33A/3550A-WDC-DT	2543	2330	2482	2690	2634	2852	3121	2987	16	19	22	386DT
33A/3550A-WDC-NL	2787	2574	2726	2936	2878	3138	3365	3231	18	20	22	386NL*
33A/3550A-WDC-NL-OP	2501	2288	2440	2645	2574	2751	3079	2945	17	19	21	388
33A/3550A-WDC-L	2916	2703	2855	2967	2922	3221	3494	3360	16	19	22	360L/33A-WDA
33A/3550A-WDC-L-BE	2884	2671	2823	2942	2879	3182	3462	3328	16	19	22	360L-BE/33A-WDA
33A/3550A-WDC-L-DT	2866	2653	2805	2918	2869	3166	3444	3310	16	19	22	360L-DT/33A-WDA
33A/3550A-WDC-T	2941	2728	2880	2995	2938	3245	3519	3385	20	22	24	360T/33A-WDA
33A/3550A-WDC-T-BE	2908	2695	2847	2967	2902	3208	3486	3352	20	22	24	360T-BE/33A-WDA

For Devices Less Cable System (LCS) Deduct \$1101 List

## FIRE EXIT HARDWARE

### Wood Door Concealed Vertical Cable Devices

(Price includes 150 and 450 Strikes, Sex Bolts, and Scalp Plate)

33A/3550A-WDC-EO-F	2526	2313	2465	2544	2617	2776	3104	2970	14	16	18	—
33A/3550A-WDC-NL-F	3087	2874	3026	3236	3178	3438	3665	3531	18	20	22	386NL*
33A/3550A-WDC-NL-OP-F	2801	2588	2740	2945	2874	3051	3379	3245	14	16	18	388
33A/3550A-WDC-L-F	3216	3003	3155	3267	3222	3521	3794	3660	16	19	22	360L/33A-WDA
33A/3550A-WDC-L-BE-F	3184	2971	3123	3242	3179	3482	3762	3628	16	19	22	360L-BE/33A-WDA
33A/3550A-WDC-T-F	3241	3028	3180	3295	3238	3545	3819	3685	20	22	24	360T/33A-WDA
33A/3550A-WDC-T-BE-F	3208	2995	3147	3267	3202	3508	3786	3652	20	22	24	360T-BE/33A-WDA

For Devices Less Cable System (LCS) Deduct \$1416 List

### 33A/3550A-WDC Notes:

- \* **Handing** - the 386NL series trim is handed and not field reversible. Please specify handing, RHR or LHR.
- Finish** - US3A, US4A, consult factory for lead time.
- Finish** - US15 finish available on series 35A only.
- Finish** - US10B finish has 313 finish device with US10B parts.
- Door Opening Height** - must be specified when placing an order.
- Other heights over 10' are available, consult factory for lead time.
- Non-standard Center Lines or Threshold installed** - consult customer support.

Standard Door Opening Height Range	Top Cable	Bottom Cable
6'8" - 7'0"	24648180	24647265
7'1" - 8'0"	24647273	24647265
8'1" - 9'0"	24647281	24647265
9'1" - 10'0"	24647299	24647265

Prices subject to change without notice.

 Indicates products that have EPD documentation available and meet LEED v4.

## Cylinder Dogging

(Not for use with Fire Exit Hardware)

Prefix		List Add
CD	Standard Baseplate Cylinder Dogging	88
LD	Less Dogging	41
CDSI	Cylinder Dogging w/ Indicator	291
HDSI	Hex Dogging w/ Indicator	209

## Pneumatic Devices

Prefix		List Add	
PN	Pneumatic	1289	
Accessories		Order Part Number	Each Price
PNT-1	Pneumatic Power Transfer	012014-36	564
PN Connector	Pneumatic Connector	051827-00	35
PN Tubing	25' length	051828-00	23
	50' length	051823-00	30
	100' length	051824-00	51
	200' length	051825-00	97

## Pushbar Options

Suffix		List Add
BRAILLE	Vision Impaired Touchpad, Raised Letters and Braille (US32D) <b>Specify handing, RHR or LHR.</b> Standard reads "Caution Stairwell." Optional up to 20 alpha / numeric characters on single line, consult factory.	114
PUSH	Brass, Bronze and Stainless Touchbar trims embossed "PUSH". <b>Specify handing, RHR or LHR.</b> No additional charge when specified with device.	NC
RSS	Red Silkscreened Touchbar trims (Standard on SS devices). "Emergency Exit Only, Push to Open and Sound Alarm" No additional charge when specified with device. <b>Specify handing, RHR or LHR.</b>	NC
KN	Knurled Touchpad No additional charge when specified with device.	NC
SG	Safety Glow feature - for 3' device	415
	Safety Glow feature - for 4' device	432

## Weep Holes

Suffix		List Add
WH	Drainage (Weep) Holes in Mechanism Case 3' device will have 5 holes - 6" spacing, 4' device will have 7 holes	81

## Hurricane Device

Prefix		List Add
HH	33/3547A Device with Standard Strikes	N/C

Prices subject to change without notice.

 Indicates products that have EPD documentation available and meet LEED v4.

# 33A/35A Series - Options

## Insulclad or Applied Panel

(Not available for fire door applications)

Suffix		List Add
INS-2	1/2" Panel - for 33/3547A devices. Order part number 050399	61
INS-4	1/4" Panel - for 33/3547A devices. Order part number 050398	61
INS-2-KIT-33/3549A	1/2" Panel - for 33/3549A devices. Order part number 24122277	61
INS-4-KIT-33/3549A	1/4" Panel - for 33/3549A devices. Order part number 24122293	61

## Electric Latch Retraction

(available on all 33A/35A Series Devices unless noted)

Prefix		List Add
EL	Electric Latch Retraction	839
HD-EL	Electric Latch Retraction with Hex Dogging feature (Panic Only)	839
QEL	Quiet Electric Latch Retraction	887
HD-QEL	Quiet Electric Latch Retraction with hex Dogging feature (Panic Only)	887
EL Conversion Kit - 3' / 4'	Order part number 050070-00 / 050078-00	979
EL Conversion Kit - w/Connectors - 3' / 4'	Order part number 050853-00 / 050854-00	979
HD-EL Conversion Kit - 3' / 4'	Order part number 050384-00 / 050385-00 (Panic Only)	979
HD-EL Conversion Kit - w/Connectors - 3' / 4'	Order part number 050855-00 / 050856-00 (Panic Only)	979
QEL Baseplate Conv. Kit - 3' / 4'	Order part number 958003-00 / 040065-00	932
QEL Baseplate Conv. Kit w/Connectors - 3' / 4'	Order part number 040063-00 / 040066-00	932
HD-QEL Baseplate Conv. Kit - 3' / 4'	Order part number 958004-00 / 040067-00 (Panic Only)	932
HD-QEL Baseplate Conv. Kit w/Connectors - 3' / 4'	Order part number 040064-00 / 040068-00 (Panic Only)	932
QEL Modular Conv. Kit	Order part number 114317-00	887
QEL Modular Conv. Kit w/Connectors	Order part number 040061-00	887
HD-QEL Modular Conv. Kit	Order part number 958002-00 (Panic Only)	887
HD-QEL Modular Conv. Kit w/Connectors	Order part number 040062-00 (Panic Only)	887

## Exit Alarm

Suffix

		List Add
ALK	Exit Alarm available on 33A, 35A series Panic and Fire Devices. Price includes switch - "RX" switch, "LX" is optional at no additional charge. For vertical rod tampering monitoring on Surface Vertical Devices, specify device with LX (Latch Bolt Monitor Switch). To order Less Switch, <b>Deduct \$227</b> list. 9 volt battery included.	562

## Switches

(available on all 33A/35A Series Devices)

Prefix		List Add
RX	Request to Exit	227
WP-RX	Waterproof Request to Exit	327
RX-LC	Request to Exit Low Current	263
RX-2	Request to Exit Double Switch	282
RX-AUX	RX to RX-2 Conversion - Order part number 050271.	235
* LX	Latchbolt Monitoring	227
* LX-LC	Latchbolt Monitoring Low Current	263
* LX-RX	Request to Exit / Latchbolt Monitoring combination	343
* LX-RX-LC	Request to Exit / Latchbolt Monitoring combination Low Current	410
SS	Signal Switch - for Rim and Vertical Rod Devices	464

\* For 33/3549A and 33/3550A-WDC, LX switch monitors trim input or electric dogging of EL/QEL devices. LX switch does not monitor latch condition. See page 107 for field-installed switch kit part numbers.

Prices subject to change without notice.

 Indicates products that have EPD documentation available and meet LEED v4.

# Options - 33A/35A Series

## Pullman Latches

(Not for use with Fire Exit Hardware)

Prefix		List Add
PL	33A/3527A Device PL Top and PL Bottom	236
	33A/3547A Device PL Top and PL Bottom	330
ES	33A/3527A Device LBR with PL Top Latch for electric strike application.	118
	33A/3547A Device LBR with PL Top Latch for electric strike application.	165

**NOTE: A Panic LBR device is one point latching not two point. Security of the opening may be compromised.**

## 49 Cable System

(Device Type and Door Opening Height must be specified when ordering)

Prefix Suffix		List Price
CS	<b>Complete Cable System</b> Includes: Top and Bottom Strikes, Latches, Centerslides, Cables and Mounting Packs	Door Opening Heights - 6'0" to 10'0" 961
CS LBL	<b>Cable System - Less Bottom Latch</b> Includes: Top Strike, Top Latch, Top Cable, Centerslides, Mounting Packs	Door Opening Heights - 6'0" to 10'0" 846
CS LBL - 49AFL	<b>Cable System - Less Bottom Latch - with Fire Pin Kit</b> Includes: Top Strike, Top Latch, Top Cable, Centerslides, Mounting Packs and Fire Pin Kit	Door Opening Heights - 6'0" to 10'0" 994

For door opening heights less than 6'10" and more than 10', consult factory.  
Consult customer support for non-standard center lines or if a threshold is installed.

## 50 WDC Cable System

(Device Type and Door Height must be specified when ordering)

Prefix	Suffix		List Add
CS		<b>Complete Cable System</b> Includes: Top and Bottom Latches, Strikes, Cables, Centerslide, Mounting Packs	1101
CS	F	<b>Fire-Rated Complete Cable System</b> Includes: Top and Bottom Latches, Strikes, Cables, Centerslide, Mounting Packs, Fire kit	1416
CS	LBL	<b>Cable System - Less Bottom Latch</b> Includes: Top Latch, Strike, Cable, Centerslide, Mounting Packs	990
CS	LBL-F	<b>Fire-Rated Cable System - Less Bottom Latch</b> Includes: Top Latch, Strike, Cable, Centerslide, Mounting Packs, Fire kit, Fire Pin kit	1305

## Chexit

(available on all 33A/35A Series Devices)

Prefix		List Add
CX	<b>Chexit – Controlled Exit Device</b> (15 Second Delay furnished standard) Chexit 33A/35A devices are only available with functions EO, DT, L-DT, L-BE x E360, T-BE x E360T DT Function requires an electric strike to access opening. For CX33/3527A panic and fire devices, two Rod Guards (RGO) supplied standard. <b>Add \$530 list</b> per device. For doors over 7' additional RGO's will be added as needed to protect the rods. For each additional RGO, <b>add \$265 List</b> . For latch protection, latch guards (LGO) found on page 100 can be ordered separately.	1651
<b>CX Options:</b>	<b>RCM</b> Remote Chexit Module	235
	* <b>RCM KIT-33A</b> Less Module - specify part number 040198-00 and finish.	235
	* <b>RCM KIT-35A</b> Less Module - specify part number 040199-00 and finish.	235
	<b>0 Delay</b> 0 Second Delay	121
	** <b>30 Delay</b> 30 Second Delay	121
	✓ <b>BOCA-15 Delay</b> 15 second delay with BOCA Modification	121
	✓** <b>BOCA-30 Delay</b> 30 second delay with BOCA Modification	121
	✓** <b>Other Delays</b> 2-60 Seconds in 2 Second Intervals or infinite delay	162

\* 15 second Module sold separately, specify part number 040086.

\*\*Over 15 second delay requires a letter of approval from the authority having local jurisdiction over the premises prior to the installation of the device.

Allegion cannot grant such approval nor does it warrant local jurisdiction compliance.

✓ Consult factory for lead time.

Chexit is not available with any electrical options (EL, QEL, PN).

Chexit is not available with any switches (RX, RXLC, RX2, WPRX, LX, LXLC, LXX, LXXLC)

Prices subject to change without notice.

 Indicates products that have EPD documentation available and meet LEED v4.

# 33A/35A Series - Options

## Accessible Device

Prefix		List Add
AX	Accessible device compliant with the California Building Code (Section 11B-309.4) requirement for 5 lb. maximum operational force. Available on AX33/35A, AX33/35A-F Rim, AX33/3549A LBL and LBL-AFL. Trim functions available EO, DT, NL, L, LBE and LDT. EL option available. Not available with QEL or CX.	56

## Connectors

Suffix		List Add
CON	Cross-category solution using interconnect components for electrified options. Available with ALK, LX, LXLC, LXR, LXRXC, RX and RXLC switches, CX, EL and QEL	N/C

## Electric Unlocking

Prefix		List Add
E360	Electric Unlocking of outside Lever or Thumbturn Controls ( <b>BE Trim Only</b> ), <b>360L-BE, 360T-BE</b> 24VDC furnished standard. 12VDC available, consult factory for lead time. Specify Fail Secure (FSE) or Fail Safe (FS). Prefix Lever or Thumbturn Control with "E" Example: E360L-BE E376T-BE and E376T-BE available, consult factory for lead time.	562

## Less Bottom Rod/Less Bottom Latch

Suffix		List Add
LBR	Less bottom rod available with UL Fire Label at no additional charge on 33/3527A-F and 33/3547A-F LBR devices must be ordered in pairs of vertical rod devices.	N/C
		<b>List Price</b>
LBR-KIT	Fire Latch Kit, complete auxiliary bolt field replacement kit. Order part number 050171-32	419
		<b>Deduct</b>
LBL	Less bottom latch available on 33/3549A and 33/3550A-WDC (Panic) 33/3549A-F LBL and 33/3550A-WDC-F LBL devices <b>must be ordered in pairs of vertical latch devices with one Fire Pin Kit per pair.</b>	<b>LBL Only</b> 114
		<b>LBL Only</b>
		<b>Deduct</b>
	<b>First Leaf</b> - 33/3549A-F LBL and 33/3550A-WDC-F LBL	114
		<b>Add</b>
	<b>Second Leaf</b> - 33/3549A-F LBL and 33/3550A-WDC-F LBL LBL Only with Fire Pin Kit	23
		<b>List Price</b>
49 Fire Pin Kit	49 Fire Pin Kit, complete auxiliary bolt field replacement kit. Order part number 051860-32	138

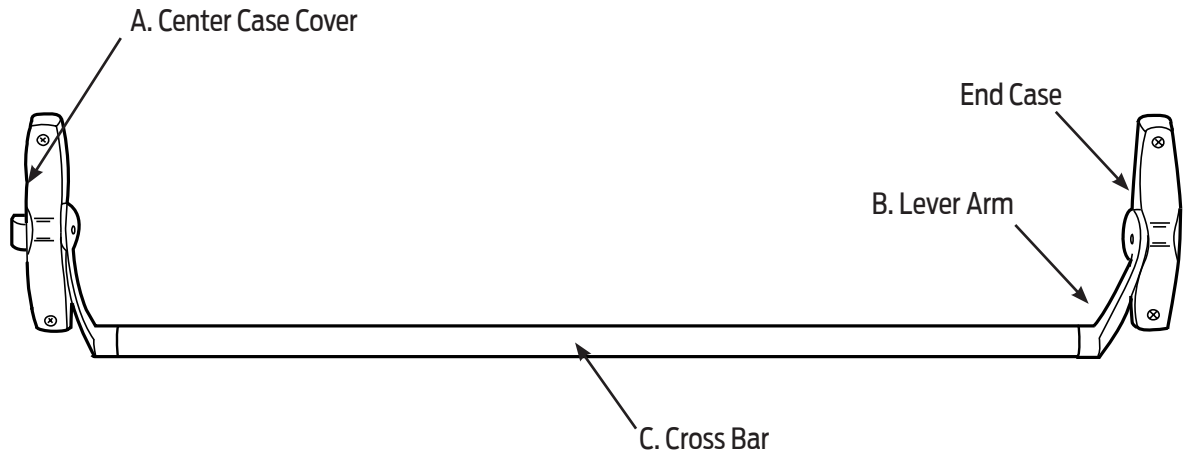
## Anti-Microbial Finish

Suffix		List Add
AM	Antimicrobial Coating available in US26D and US32D, use suffix-AM when ordering. Example US26D-AM	
	<b>For Device with or without Trim</b>	62
	<b>For Trim Only (US26D-AM)</b>	29

Prices subject to change without notice.

 Indicates products that have EPD documentation available and meet LEED v4.

# Finish Chart - 55 Series



## Standard Finishes

Color	US Number	BHMA Number	A, B	C
Bright Brass	US3	605	Buffed Brass, Clear Coat	Buffed Brass, Clear Coat
Satin Brass	US4	606	Satin Brass, Clear Coat	Satin Brass, Clear Coat
Satin Bronze	US10	612	Plated, Clear Coat	Plated, Clear Coat
Satin Bronze, Oil-Rubbed	US10B	613	Oil-Rubbed	Oil-Rubbed
Polished Chrome	US26	625	Plated	Bright Stainless Steel US32, 629
Satin Chrome	US26D	626	Plated	Satin Stainless Steel US32D, 630
Satin Chrome - Antimicrobial	US26D-AM	626-AM	AM Clear over Chrome	AM Clear over Stainless
Aged Bronze	643E	-	Aged Bronze, Relieved	Aged Bronze, no Relief

## Special Finishes

Color	US Number	BHMA Number	A, B	C
Bright Brass - no Lacquer	US3A	-	Buffed Brass	Bright Brass US3A
Satin Brass - no Lacquer	US4A	-	Satin Brass	Satin Brass US4A
Painted Black	SPBLK	-	Painted	Painted Black, SPBLK

## 55 Series Sex Bolt Quantities

Application	625 Sex Bolts (Supplied)
55 and 5547WDC	4
5547 and 5575	2
5547 EO, DT, NL on Wood Door	4

Prices subject to change without notice.



# 55 Series - Summary

## EXIT HARDWARE

### Type of Device

<b>None</b> (Rim)	<b>5547</b> (Conc. Vertical)	<b>5547WDC</b> (Conc. Vert. WD)	<b>5575</b> (Mortise Lock, FS or FSE)
-------------------	------------------------------	---------------------------------	---------------------------------------

### Function

<b>EO</b> (Exit Only)	<b>DT</b> (Dummy Trim)	<b>L</b> (Lever-06 Standard)	<b>LDT</b> (Lever-Dummy Trim)
<b>NL</b> (Night Latch-Key Retracts)	<b>NLOP</b> (Night Latch, Opt. Pull)	<b>TLOP</b> (Turn Lever, Opt. Pull)	<b>TL</b> (Turn Lever)
<b>LBE</b> (Lever-Blank Escutcheon)	<b>TLBE</b> (Turn Lever - Blank Escutcheon)		

### Rating

<b>None</b> (Panic Exit Device)	<b>-F</b> (Fire Exit Device)
---------------------------------	------------------------------

### Device Finish

<b>US3</b> (Bright Brass)	<b>US4</b> (Satin Brass)	<b>US10</b> (Satin Bronze)	<b>US26</b> (Bright Chrome)
<b>US26D</b> (Satin Chrome)	<b>US10B</b> (Satin Bronze-Oil Rubbed)	<b>SPBLK</b> (Black Painted)	

### Device Handing

<b>RHR</b> (Right Hand Reverse)	<b>LHR</b> (Left Hand Reverse)
---------------------------------	--------------------------------

### Cross Bar Options

<b>RCB</b> (Reinforced Crossbar)	<b>KN</b> (Knurled)
----------------------------------	---------------------

### Switch Options

<b>RX</b> (Request to Exit)
-----------------------------

### Electric Options

<b>E</b> (Electric Locking- Mortise, FS or FSE)	<b>ES</b> (Pullman Latch for Electric Strike)
---	---

### Device Options

<b>CYL</b> (Include Cylinder)	<b>SLM</b> (Include SLM Blocking)
-------------------------------	-----------------------------------

### Rods For Concealed Vertical Devices only

<b>LBR</b> (Less Bottom Rod)
------------------------------

### Strike Series

<b>LS</b> (Less Strike)	<b>LTS</b> (Less Top Strike)	<b>1409</b> (Std. 55 Rim)	<b>472U</b> (Opt. 5547WDC 1-3/4)
<b>473U</b> (Opt. 5547WDC 2-1/4)	<b>264</b> (Opt. Rim or SV)	<b>471U</b> (Std. CV 5547)	<b>575</b> (Std. 5575 Mortise)
<b>299, 1410, 1606, 1609</b> (Opt. Rim)	<b>575-2</b> (Opt. 5575 Mortise)	<b>338</b> (Std. CV 5547)	<b>576A</b> (Opt. 5575 1-3/4)
<b>576B</b> (Opt. 5575 2-1/4)			

### Bottom Strike Series

<b>LBS</b> (Less Bottom Strike)	<b>301L</b> (Standard 5547-F)	<b>304L</b> (Standard 5547)	<b>385A</b> (Optional)
---------------------------------	-------------------------------	-----------------------------	------------------------

Prices subject to change without notice.

**Strike and Mortise Finish**

<b>US3</b> (Bright Brass)	<b>US4</b> (Satin Brass)	<b>US10</b> (Satin Bronze)	<b>US10B</b> (Satin Bronze-Oil Rubbed)
<b>US19</b> (Flat Black)	<b>MD</b> (e-Moly)	<b>SP313</b> (Dark Bronze)	<b>US32</b> (Bright Stainless)
<b>US32D</b> (Satin Stainless)	<b>US26</b> (Bright Chrome, N/A 5575)	<b>SP10</b> (Sprayed Bronze)	<b>US26D</b> (Satin Chrome, N/A 5575)
<b>US9A</b> (Pol. Bronze-no Lacquer)	<b>US10A</b> (Satin Bronze-no Lacquer)		

**Trim Options**

<b>LT</b> (Less Trim)	<b>550DT</b> (Dummy Trim)	<b>555NL</b> (Night Latch - HM)	<b>556NL</b> (Night Latch - WD)
<b>555NL-CA</b> (Night Latch w/Cyl-HM)	<b>LCA</b> (Less Cylinder Assy)	<b>609DT</b> (Dummy Trim)	<b>556NL-CA</b> (Night Latch w/Cyl-WD)
<b>376L</b> (std. 5547 Lever)	<b>376L-BE</b> (Lvr-Blank Escutcheon)	<b>376WDC-L</b> (5547 Lever)	<b>376WDC-LBE</b> (LBE for Wood Door)
<b>379L</b> (std. 55 Lever)	<b>379L-BE</b> (Lvr-Blank Escutcheon)	<b>110WD-NL</b> (Night Latch w/Cyl-WD)	<b>E376L-BE</b> (E-Trim)
<b>110MD-NL</b> (Night Latch w/Cyl-HM)			<b>E379L-BE</b> (E-Trim)
			<b>E376WDC-L-BE</b> (E-Trim)

**Trim/Control Finish**

<b>US3</b> (Bright Brass)	<b>US4</b> (Satin Brass)	<b>US10</b> (Satin Bronze)	<b>US10B</b> (Satin Bronze-Oil Rubbed)
<b>US9A</b> (Pol. Bronze-no Lacquer)	<b>US26D</b> (Satin Chrome)	<b>US26</b> (Bright Chrome)	<b>US10A</b> (Satin Bronze-no Lacquer)

**Control Options**

<b>LC</b> (Less Control)	<b>371</b> (Lever Control - 5547)	<b>375</b> (Lever Control - 5575)	<b>376T</b> (Thumbturn Control - 5547)
<b>376T WDC</b> (376T for Wood Door)	<b>379L</b> (Rim)		

**Control Lever Styles** 06 Lever Standard

<b>03K</b> (03 Knurled Lever)	<b>06K</b> (06 Knurled Lever)	<b>01, 02, 03, 06, 07, 12, 17</b> (Levers)
-------------------------------	-------------------------------	--

**Mortise Locks**

<b>LL</b> (Less Lock)	<b>7500</b> (Standard Mortise)	<b>E7500</b> (Electric Unlocking)
-----------------------	--------------------------------	-----------------------------------

**Mortise Lock E7500**

Specify **FS** (Fail Safe) or **FSE** (Fail Secure) **24VDC** standard, specify 12VDC if required.  
**DC** standard, specify **AC** if required.

**Mortise Lock Finish**

<b>US3</b> (Bright Brass)	<b>US4</b> (Satin Brass)	<b>US10</b> (Satin Bronze)	<b>US10B</b> (Satin Bronze-Oil Rubbed)
<b>US10A</b> (Satin Bronze-no Lacquer)	<b>US9A</b> (Pol. Bronze-no Lacquer)	<b>US32D</b> (Satin Stainless)	<b>US32</b> (Bright Stainless)

Prices subject to change without notice.

# 55 Series - Summary (continued)

## Misc

10WDA (#10WDA Cover Plate)	589 (WD Cover Plate)
----------------------------	----------------------

## Door Material

AL (Aluminum Door)	HM (Hollow Metal)	WD (Wood Door)	CP (Composite Door)
--------------------	-------------------	----------------	---------------------

## Door Thickness

1.3/4 (1-3/4" Standard)	2 (2" Thickness)	2.1/4 (2-1/4" Thickness)
-------------------------	------------------	--------------------------

## Door Application

D (Double Egress)	P (Pair of Doors)	S (Single Door)
-------------------	-------------------	-----------------

Prices subject to change without notice.

# Devices - 55 Series

Devices are priced complete with standard trim, strikes, and sex bolts.  
Cylinders are not included in price.

## EXIT HARDWARE

### Rim Devices

(Price includes 1409 Strike)

	US26D	US10B	US10	US4/4A	US3/3A US26 643E	SPBLK	Weight lbs.	Standard Trim/Control/Cover Plate
<b>55EO</b>	2529	2511	2366	2262	2743	2743	8	-
<b>55DT</b>	2997	2979	2834	2652	3224	3224	10	550DT
<b>55NL</b>	3114	3096	2951	2762	3343	3343	11	550DT/110MD/WD
<b>55L</b>	3329	3311	3083	2979	3652	3543	13	379L*
<b>55L-BE</b>	3298	3280	3057	2953	3613	3512	13	379L-BE*

## EXIT HARDWARE

### Concealed Vertical Rod Devices

(Price includes 471U and 304L Strikes)

<b>5547EO</b>	3094	3294	2967	2875	3452	3452	14	-
<b>5547DT</b>	3562	3762	3435	3265	3933	3933	16	550DT
<b>5547NL</b>	3782	3982	3666	3437	4158	4158	16	555NL
** <b>5547L</b>	3893	4093	3766	3581	4305	4251	17	376L
** <b>5547L-BE</b>	3862	4062	3735	3549	4275	4220	17	376L-BE
<b>5547TL</b>	4230	4430	4139	3839	4655	4601	19	550DT/376T
<b>5547TL-BE</b>	4197	4397	4111	3803	4618	4568	19	550DT/376T-BE

## FIRE EXIT HARDWARE

### Concealed Vertical Rod Devices

HOLLOW METAL DOORS ONLY

(Price includes 301L Strike)

<b>5547EO-F</b>	3289	3474	3284	3194	3640	3640	15	-
<b>5547L-F</b>	3957	4142	4032	3768	4362	4308	18	371L
<b>5547L-BE-F</b>	3924	4109	3960	3732	4325	4275	18	371L-BE
<b>5547L-TL-F</b>	4287	4472	4350	4043	4726	4672	19	609DT/376T
<b>5547TL-BE-F</b>	4254	4439	4322	4007	4689	4639	19	609DT/376-BE

### 55 Series Notes:

**Handing** - 55 Series devices are handed and field reversible. RHR handing is furnished standard when handing is not specified. Lever trim is handed and not field reversible, specify handing RHR or LHR.

\* **55 Rim** - for solid wood doors the #10 WDA cover plate is supplied at an additional **\$47 List Add**.

\*\* **5547L** - minimum control centerline of lever or thumbturn is 49-7/8" and the minimum stile width is 1-3/4".

**5547L** - if standard mounting height is required use 5547L-F x 371L

**5547-F** - **Flush transom installation**, specify #900614 Release Bracket, **\$110 list add** per device.

**Finish** - US3A, US4A, SPBLK consult factory for lead time.

Prices subject to change without notice.

# 55 Series - Devices (continued)

Devices are priced complete with standard trim, strikes, and sex bolts.  
Cylinders are not included in price.

## EXIT HARDWARE

### Wood Door Concealed Vertical Rod Devices

(Price includes 338 and 304L Strikes and Scalp Plate)

	US26D	US10B	US10	US4/4A	US3/3A US26 643E	SPBLK	Weight lbs.	Standard Trim/Control/Cover Plate
<b>5547WDC-EO</b>	3541	3637	3055	2954	3753	3753	14	–
<b>5547WDC-DT</b>	4009	4105	3523	3344	4234	4234	16	550DT
<b>5547WDC-NL</b>	4229	4325	3754	3516	4459	4459	16	556NL
** <b>5547WDC-L</b>	4387	4483	3901	3707	4653	4599	17	376WDC-L/10WDA
** <b>5547WDC-L-BE</b>	4356	4452	3870	3675	4623	4568	17	376WDC-L-BE/10WDA
<b>5547WDC-TL</b>	4724	4820	4274	3965	5003	4949	19	550DT/376WDC-T/10WDA
<b>5547WDC-TL-BE</b>	4691	4787	4246	3929	4966	4916	19	550DT/376WDC-T-BE/10WDA

## FIRE EXIT HARDWARE

### Wood Door Concealed Vertical Rod Devices

(Price includes 338 and 304L Strikes and Scalp Plate)

<b>5547WDC-EO-F</b>	3560	3772	3361	3265	3773	3773	14	–
<b>5547WDC-NL-F</b>	4248	4460	4060	3827	4479	4479	16	556NL
** <b>5547WDC-L-F</b>	4406	4618	4207	4018	4673	4619	18	376WDC-L/10WDA
** <b>5547WDC-L-BE-F</b>	4375	4587	4176	3986	4643	4588	18	376WDC-L-BE/10WDA
<b>5547WDC-TL-F</b>	4743	4955	4580	4276	5023	4969	19	550DT/376WDC-T/10WDA
<b>5547WDC-TL-BE-F</b>	4710	4922	4552	4240	4986	4936	19	550DT/376WDC-T-BE/10WDA

### 5547WDC Series Notes:

**Handing** - 55 Series devices are handed and field reversible. RHR handing is furnished standard when handing is not specified.

Lever trim is handed and not field reversible, specify handing RHR or LHR.

\*\* **5547WDC-L-F** - minimum centerline 45-13/16".

**Wood Frame applications** - specify 472U (1 3/4" Dr.) or 473U (2 1/4" Dr.) Top Strike.

**Finish** - US3A, US4A, SPBLK consult factory for lead time.

Prices subject to change without notice.

# Devices - 55 Series

Devices are priced complete with standard trim, strikes, and sex bolts.  
Cylinders are not included in price.

## EXIT HARDWARE

### Mortise Lock Devices

(Price includes 575 Strike)

	US26D	US10B	US10	US4/4A	US3/3A US26 643E	SPBLK	Weight lbs.	Standard Trim/Control/Cover Plate
<b>5575EO</b>	2380	2884	2260	2158	2766	2766	12	–
<b>5575DT</b>	2848	3352	2728	2548	3247	3247	15	550DT
<b>5575NL</b>	2848	3352	2728	2548	3247	3247	15	550DT
<b>5575L</b>	3172	3676	3169	2859	3667	3558	15	375L*
<b>5575L-BE</b>	3139	3643	3138	2822	3628	3525	15	375L-BE*
<b>5575L-DT</b>	3121	3625	3121	2809	3615	3507	15	375L-DT*

## FIRE EXIT HARDWARE

### Mortise Lock Devices

(Price includes 575 Strike)

	US26D	US10B	US10	US4/4A	US3/3A US26 643E	SPBLK	Weight lbs.	Standard Trim/Control/Cover Plate
<b>5575EO-F</b>	2574	2888	2422	2367	2965	2965	12	–
<b>5575NL-F</b>	3042	3356	2890	2757	3446	3446	15	550DT
<b>5575L-F</b>	3366	3680	3331	3068	3866	3757	15	375L*
<b>5575L-BE-F</b>	3333	3647	3300	3031	3827	3724	15	375L-BE*

### 5575 Notes:

**Handing** - 55 Series devices are handed and field reversible. RHR handing is furnished standard when handing is not specified.

Lever trim is handed and not field reversible, specify handing RHR or LHR.

**Door Thickness 2 1/4"** - for wood door is a Special Order Product Consult factory for lead time


\* **Wood Doors** - 589 cover plate is required for the 375 lever controls and will be supplied at an additional price. Refer to page 98 for price by finish.

**Finish** - US3A, US4A, SPBLK consult factory for lead time.

Options for the 55 Series can be found on page 52.

Prices subject to change without notice.

# 88 Series - Finish Chart



## Standard Finishes

Color	US Number	BHMA Number	A, B, D	C - Cross Bar Finishes
Bright Brass	US3	605	Buffed Brass, Clear Coat	Buffed Brass, Clear Coat
Satin Brass	US4	606	Satin Brass, Clear Coat	Satin Brass, Clear Coat
Satin Bronze	US10	612	Plated/ Anodized	Satin Bronze US10
Satin Bronze, Oil-Rubbed	US10B	613	Oil-Rubbed	Oil Rubbed, US10B, 613
Polished Chrome	US26	625	Plated	Bright Stainless Steel US32, 629
Satin Chrome	US26D	626	Plated	Satin Stainless Steel US32D, 630
Black	SPBLK	693	Powder Coat	Powder Coat, SPBLK, 693
Aged Bronze	643E	-	Aged Bronze, Relieved	Aged Bronze, no Relief

## Special Finishes

Color	US Number	BHMA Number	A, B, D	C - Touch Bar Trim Finishes
Bright Brass- no Lacquer	US3A	-	Buffed Brass	Bright Brass US3A
Satin Brass- no Lacquer	US4A	-	Satin Brass	Satin Brass US4A
Satin Chrome - Antimicrobial	US26D-AM	626-AM	AM Clear over Plated	AM - Clear over Satin Stainless Steel

**Note:** On a Fire Device "A" = Stainless Steel Substrate

## 88 Series Sex Bolt Quantities

Application	425 Sex Bolts (Optional)	For Composite or Wood Fire Doors 425 Sex Bolts (Supplied)
88 or 8875 with Trim	4	4
88 or 8875 EO (exit device only)	8	8
8827 with trim	12	12
8827 EO (exit device only)	16	16
8847	4	4

Prices subject to change without notice.

# Summary - 88 Series

## Type of Device

<b>None</b> (Rim)	<b>27</b> (Surface Vertical Rod)	<b>47</b> (Concealed Vertical Rod)	<b>75</b> (Mortise Lock)
-------------------	----------------------------------	------------------------------------	--------------------------

## Function

<b>EO</b> (Exit Only)	<b>DT</b> (Dummy Trim)	<b>L</b> (Lever-06 Standard)	<b>LDT</b> (Lever-Dummy Trim)
<b>NL</b> (Night Latch-Key Retracts)	<b>NLOP</b> (Night Latch, Opt. Pull)	<b>TLOP</b> (Turn Lever - Opt. Pull)	<b>TL</b> (Turn Lever)
<b>K</b> (Knob)	<b>KNL</b> (Knob Night Latch)	<b>KBE</b> (Knob Blank Escutcheon)	<b>KDT</b> (Knob Dummy)
<b>TP</b> (Thumbpiece)	<b>LBE</b> (Lever - Blank Escutcheon)	<b>TLBE</b> (Turn Lever - Blank Escutcheon)	
<b>TPNL</b> (Thumbpiece - Night Latch)	<b>TPBE</b> (Thumbpiece - Blank Escutcheon)		

## Rating

<b>None</b> (Panic Exit Device)	<b>- F</b> (Fire Exit Device)
---------------------------------	-------------------------------

## Device / Crossbar Finish

<b>US3</b> (Bright Brass)	<b>US3A</b> (US3 - No Lacquer)	<b>US4</b> (Satin Brass)	<b>US4A</b> (US4 - No Lacquer)
<b>US10</b> (Satin Bronze)	<b>US10B</b> (Brass, Oil Rubbed)	<b>US26</b> (Bright Chrome)	<b>US26D</b> (Satin Chrome)
<b>SPBLK</b> (Black)			

## Device Handing

<b>RHR</b> (Right Hand Reverse)	<b>LHR</b> (Left Hand Reverse)
---------------------------------	--------------------------------

## Cross Bar Options

<b>RCB</b> (Reinforced Crossbar)	<b>KN</b> (Knurled)
----------------------------------	---------------------

## Switch Options

<b>RX</b> (Request to Exit)
-----------------------------

## Electric Options

<b>E</b> (Electric Unlocking)
-------------------------------

## Device Options

<b>HH</b> (Hurricane)	<b>CYL</b> (Include Cylinder)	<b>PL</b> (Include Pullman Latch)	<b>SEC</b> (Include Security Screws)
<b>SNB</b> (Include Sex Bolts)	<b>SLM</b> (Include SLM Blocking)	<b>FL</b> (8847-F Device)	<b>FL</b> (8827-F, not UL Fire application)

## Rods For Surface / Concealed Vertical Devices only

<b>OPR</b> (1 piece Top Rod)	<b>LBR</b> (Less Bottom Rod)	<b>RG-27</b> (Rod / Latch Guard)	<b>RGO</b> (Rod Guard Only)
------------------------------	------------------------------	----------------------------------	-----------------------------

## Strike Series

<b>LS</b> (Less Strike)	<b>LTS</b> (Less Top Strike)	<b>264</b> (Opt. Rim)	<b>260U/UF</b> (Opt. SV Flush Transom)
<b>268</b> (Std. 88 Fire)	<b>299</b> (Std. 88 Rim)	<b>575</b> (Std. 8875 Mortise)	<b>575-2</b> (Opt. 8875 Mortise)
<b>576A</b> (Opt. 8875 1-3/4)	<b>576B</b> (Opt. 8875 2-1/4)	<b>1409</b> (Opt. 88 Rim)	<b>1410, 1606, 1609, 1610</b> (Opt. Rim)

Prices subject to change without notice.



# 88 Series - Summary (continued)

<b>Bottom Strike Series</b>			
<b>LBS</b> (Less Bottom Strike)	<b>248L-4</b> (Surface)	<b>301L / 304L</b> (Mortise)	<b>385A</b> (Adjustable Mortise)
<b>Strike Finish</b>			
<b>US3</b> (Bright Brass)	<b>US4</b> (Satin Brass)	<b>US10</b> (Satin Bronze)	<b>US10B</b> (Satin Bronze-Oil Rubbed)
<b>US19</b> (Flat Black)	<b>US26</b> (Bright Chrome)	<b>US26D</b> (Satin Chrome)	<b>US32</b> (Bright Stainless)
<b>US32D</b> (Satin Stainless)	<b>MD</b> (e-Moly)	<b>SP313</b> (Dark Bronze)	
<b>Trim Options</b>			
<b>LT</b> (Less Trim)	<b>606 / 608</b> (Opt. Trim)	<b>880</b> (Std. Trim)	<b>880SA</b> (Std. Vert. Surface Applied)
<b>110MD / 110WD</b> (Std. on NL-OP)	<b>216D</b> (Cylinder Anchor)	<b>880WDF</b> (Std. 88-F Rim wood / composite door)	
<b>Trim Finish</b>			
<b>US3 / 3A</b> (Bright Brass)	<b>US4 / 4A</b> (Satin Brass)	<b>US10</b> (Satin Bronze)	<b>US10B</b> (Satin Bronze-Oil Rubbed)
<b>US26</b> (Bright Chrome)	<b>US26D</b> (Satin Chrome)	<b>SPBLK</b> (Black Painted)	
<b>Control Options</b>			
<b>LC</b> (Less Control)	<b>371</b> (Lever - 8847-F)	<b>373</b> (Lever - 88 Rim, 8827 / 8875)	<b>376T</b> (Thumbturn Control -CV)
<b>377T</b> (Thumbturn - 8827)			
<b>Control</b> <small>Lever Styles 06 Lever Standard</small>			
<b>03K</b> (03 Knurled Lever)	<b>06K</b> (06 Knurled Lever)	<b>01, 02, 03, 06, 07, 12, 17</b> (Levers)	
<b>Control Finish</b>			
<b>US3</b> (Bright Brass)	<b>US4</b> (Satin Brass)	<b>US10</b> (Satin Bronze)	<b>US10B</b> (Satin Bronze-Oil Rubbed)
<b>US26</b> (Bright Chrome)	<b>US26D</b> (Satin Chrome)	<b>SPBLK</b> (Black Painted)	
<b>Mortise Lock E7500</b>			
<b>7500</b> (Standard Mortise Lock)	<b>E7500</b> (Electric Unlocking)	<b>LL</b> (Less Lock)	<b>DC</b> standard, specify <b>AC</b> if required.
<b>24VDC</b> standard, specify 12VDC if required.		<b>Specify FS</b> (Fail Safe) or <b>FSE</b> (Fail Secure)	
<b>Mortise Lock Finish</b>			
<b>US3/ 3A</b> (Bright Brass)	<b>US4 / 4A</b> (Satin Brass)	<b>US10</b> (Satin Bronze)	<b>US10B</b> (Satin Bronze-Oil Rubbed)
<b>US32D</b> (Satin Stainless)	<b>SPBLK</b> (Black)	<b>US19</b> (Flat Black)	<b>US32</b> (Bright Stainless)
<b>Misc</b>			
<b>LCP</b> (Less Cover Plate)	<b>10WDA</b> (#10WDA Cover Plate)	<b>889R / 889M / 889V</b> (373L w / Sexbolts Cover Plates)	
<b>Door Material</b>			
<b>AL</b> (Aluminum Door)	<b>HM</b> (Hollow Metal)	<b>WD</b> (Wood Door)	<b>CP</b> (Composite Door)
<b>Door Thickness</b>			
<b>1.3/4</b> (1-3/4" Standard)	<b>2</b> (2" Thickness)	<b>2.1/4</b> (2-1/4" Thickness)	
<b>Door Application</b>			
<b>D</b> (Double Egress)	<b>P</b> (Pair of Doors)	<b>S</b> (Single Door)	
<b>MSV / MCV</b> (Mortise Surface / Concealed Vert.)			

Prices subject to change without notice.

# Devices - 88 Series

Devices are priced complete with standard trim and strikes.  
Cylinders and sex bolts are not included in price.

## EXIT HARDWARE

### Rim Devices

(Price includes 299 Strike)

	US26D	US10B	US10	US4/4A	US3/3A US15 US26 643E	SPBLK	Weight lbs.	Standard Trim/Control
** 88EO	1320	1470	1358	1282	1632	1632	11	-
88DT	1560	1728	1665	1469	1944	1944	13	880DT-R
88NL	1578	1748	1688	1480	1967	1967	13	880NL-R
88TP	1586	1754	1730	1535	2007	2007	14	880TP-R
88TP-BE	1586	1754	1730	1535	2007	2007	14	880TP-BE-R
88K	1632	1804	1752	1535	2030	2030	13	880K-R
88K-BE	1632	1804	1752	1535	2030	2030	13	880K-BE-R
88K-DT	1632	1804	1752	1535	2030	2030	13	880K-DT-R
88K-NL	1632	1804	1752	1535	2030	2030	13	880K-NL-R
88L	1933	2083	1887	1811	2354	2245	14	373L*
88L-BE	1902	2052	1855	1779	2317	2214	14	373L-BE*
88L-DT	1887	2037	1834	1758	2300	2199	14	373L-DT*

## FIRE EXIT HARDWARE

### Rim Devices

(Price includes 268 Strike)

** 88EO-F	1661	1872	1641	1564	2081	2081	11	-
88NL-F	1919	2150	1971	1762	2416	2416	13	880NL-R
88TP-F	1927	2156	2013	1817	2456	2456	13	880TP-R
88TP-BE-F	1927	2156	2013	1817	2456	2456	13	880TP-BE-R
88K-F	1973	2206	2035	1817	2479	2479	13	880K-R
88K-BE-F	1973	2206	2035	1817	2479	2479	13	880K-BE-R
88K-NL-F	1973	2206	2035	1817	2479	2479	13	880K-NL-R
88L-F	2274	2485	2170	2093	2803	2694	14	373L*
88L-BE-F	2243	2454	2138	2061	2766	2663	14	373L-BE*

### 88 Rim Notes:

**Handing** - 88-F Rim and all devices specified with lever trim are handed and not field reversible, specify handing RHR or LHR.

**Finish** - US15, US3A, US4A, consult factory for lead time.

\* **Composite Doors** - 889 cover plate is required for sex bolt applications using 373 lever controls and will be supplied at an additional price. Refer to page 98 for price by finish.

\*\* **Cylinder Plate for NLOP Function** - included with EO device.

Prices subject to change without notice.

# 88 Series - Devices (continued)

Devices are priced complete with standard trim and strikes.  
Cylinders and sex bolts are not included in price unless noted.

## EXIT HARDWARE

### Surface Vertical Rod Devices

(Price includes 299, 248L-4, and 304L Strikes)

	US26D	US10B	US10	US4/4A	US3/3A US15 US26 643E	SPBLK	Weight lbs.	Standard Trim/Control
8827EO	1868	2035	1802	1700	2182	2182	13	-
8827DT	2108	2293	2109	1887	2494	2494	17	880DT-V&M
8827TP	2134	2319	2174	1953	2557	2557	17	880TP-V
8827TP-BE	2134	2319	2174	1953	2557	2557	17	880TP-BE-V
8827TP-NL	2134	2319	2174	1953	2557	2557	17	880TP-V
8827K	2180	2369	2196	1953	2580	2580	17	880K-V
8827K-BE	2180	2369	2196	1953	2580	2580	17	880K-BE-V
8827K-DT	2180	2369	2196	1953	2580	2580	17	880K-DT-V
8827K-NL	2180	2369	2196	1953	2580	2580	17	880K-V
8827L	2481	2648	2331	2229	2904	2795	17	373L*
8827L-BE	2450	2617	2299	2197	2867	2764	17	373L-BE*
8827L-DT	2435	2602	2278	2176	2850	2749	17	373L-DT*
8827TL	2776	2961	2813	2461	3216	3162	20	880DT-V&M/377T**
8827TL-BE	2743	2928	2785	2425	3179	3129	20	880DT-V&M/377T-BE**

## FIRE EXIT HARDWARE

### Surface Vertical Rod Devices

(Price includes 304L Strike)

8827EO-F	2549	2658	2411	2311	2861	2861	14	-
8827TP-F	2815	2942	2783	2564	3236	3236	18	880TP-V
8827TP-BE-F	2815	2942	2783	2564	3236	3236	18	880TP-V
8827TP-NL-F	2815	2942	2783	2564	3236	3236	18	880TP-BE-V
8827K-F	2861	2992	2805	2564	3259	3259	17	880K-V
8827K-BE-F	2861	2992	2805	2564	3259	3259	17	880K-BE-V
8827K-NL-F	2861	2992	2805	2564	3259	3259	17	880K-V
8827L-F	3162	3271	2940	2840	3583	3474	19	373L*
8827L-BE-F	3131	3240	2908	2808	3546	3443	19	373L-BE*
8827TL-F	3457	3584	3422	3072	3895	3841	20	880DT-V&M/377T**
8827TL-BE-F	3424	3551	3394	3036	3858	3808	20	880DT-V&M/377T-BE**

### 8827 Notes:

**Handing** - Lever trim is handed and not field reversible, specify handing RHR or LHR.

**Finish** - US15, US3A, US4A, consult factory for lead time.

\* **Composite Doors** - 889 cover plate is required for sex bolt applications using 373 lever controls and will be supplied at an additional price. Refer to page 98 for price by finish.

\*\* **Wood Doors** - 10WDA cover plate is required for the 370 series controls and will be supplied at an additional, **\$47 list add.**

Prices subject to change without notice.

Devices are priced complete with standard trim and strikes.  
Cylinders and sex bolts are not included in price.

## FIRE EXIT HARDWARE

### Concealed Vertical Rod Devices

(Price includes 301L Strike)

Hollow Metal Doors Only

	US26D	US10B	US10	US4/4A	US3/3A US15 US26 643E	SPBLK	Weight lbs.	Standard Trim/Control
8847EO-F	2217	2331	2180	2101	2600	2600	12	-
8847L-F	2885	2999	2928	2675	3322	3268	17	371L
8847L-BE-F	2852	2966	2856	2639	3285	3235	17	371L-BE
8847TL-F	3125	3257	3191	2862	3634	3580	18	880DT-V-SA/376T**
8847TL-BE-F	3092	3224	3163	2826	3597	3547	18	880DT-V-SA/376T-BE**

## EXIT HARDWARE

### Mortise Lock Devices

(Price includes 575 Strike)

8875EO	1775	2043	1827	1752	2096	2096	13	-
8875DT	2015	2301	2134	1939	2408	2408	15	880DT-V&M
8875NL	2033	2321	2157	1950	2431	2431	15	880NL-M
8875TP	2041	2327	2199	2005	2471	2471	16	880TP-M
8875TP-BE	2041	2327	2199	2005	2471	2471	16	880TP-BE-M
8875K	2087	2377	2221	2005	2494	2494	15	880K-M
8875K-BE	2087	2377	2221	2005	2494	2494	15	880K-BE-M
8875K-DT	2087	2377	2221	2005	2494	2494	15	880K-DT-M
8875L	2388	2656	2356	2281	2818	2709	16	373L*
8875L-BE	2357	2625	2324	2249	2781	2678	16	373L-BE*
8875L-DT	2342	2610	2303	2228	2764	2663	16	373L-DT*

## FIRE EXIT HARDWARE

### Mortise Lock Devices

(Price includes 575 Strike)

8875EO-F	1916	2467	1971	1897	2253	2253	13	-
8875NL-F	2174	2745	2301	2095	2588	2588	15	880NL-M
8875TP-F	2182	2751	2343	2150	2628	2628	16	880TP-M
8875TP-BE-F	2182	2751	2343	2150	2628	2628	16	880TP-BE-M
8875K-F	2228	2801	2365	2150	2651	2651	15	880K-M
8875K-BE-F	2228	2801	2365	2150	2651	2651	15	880K-BE-M
8875L-F	2529	3080	2500	2426	2975	2866	16	373L*
8875L-BE-F	2498	3049	2468	2394	2938	2835	16	373L-BE*

### 8847/8875 Notes:

**Handing** - 8847-F, 8875, 8875-F and all devices specified with lever trim are handed and not field reversible, specify handing RHR or LHR.

**Finish** - US15, US3A, US4A, consult factory for lead time.

**Dogging** - 8847-F device is available with dogging less fire label at no additional charge. Specify 8847-F w/dogging. Consult factory for lead time.

\* **Composite Doors** - 889 cover plate is required for sex bolt applications using 373 lever controls and will be supplied at an additional price.

Refer to page 98 for price by finish.

\*\* **Wood Doors** - 10WDA cover plate is required for the 370 series controls and will be supplied at an additional, **\$47 list add.**

Prices subject to change without notice.

# 55/88 Series - Options

## Crossbar Options

<i>Suffix</i>		<b>List Add</b>
<b>RCB</b>	Reinforced Crossbar	96
<b>KN</b>	Knurled Crossbar	110

## Pullman Latches

<i>Prefix</i>		<b>List Add</b>
<b>PL</b>	8827 Device PL Top and PL Bottom (Non-Fire Device only)	204
<b>ES</b>	ES Pullman Top Latch for 5547 Device (Metal doors, LBR only)	247

## Flush Transom Installation

(Available on 8827-F and 8847-F)

<i>Prefix</i>		<b>List Add</b>
<b>FL</b>	8827-F Device (Not a UL Fire Exit Hardware listed application)	362
<b>FL</b>	8847-F Device	88

## Electric Unlocking

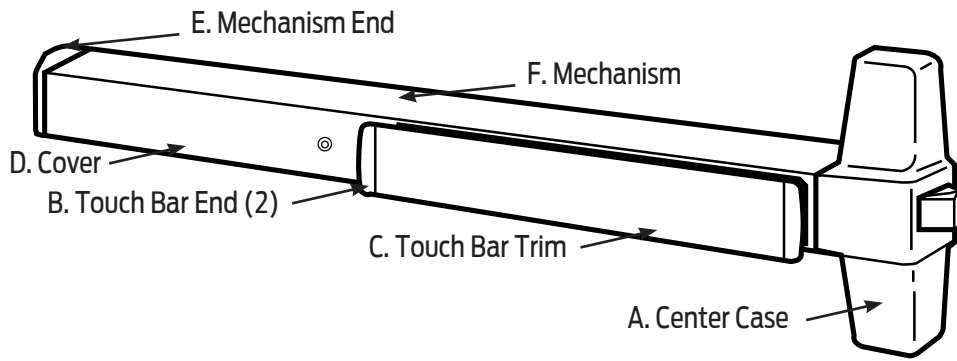
<i>Prefix</i>		<b>List Add</b>
<b>E</b> <b>Electric Unlocking</b> <b>("BE" Lever Trim Only)</b>	Available on the following <b>Mortise Lock Devices:</b> <b>5575 Series:</b> 5575L-BE, 5575L-BE-F <b>8875 Series:</b> 8875K or K-BE, 8875K or K-BE-F, 8875TP or TP-BE, 8875TP-F or TP-BE-F Specify <b>Fail Secure (FSE) or Fail Safe (FS)</b> . For <b>24VAC</b> installation a <b>SO-24 Rectifier Kit</b> will be supplied at an additional <b>\$38 list add</b> .	562
<b>E</b> <b>Electric Unlocking</b> <b>("BE" Trim Only)</b>	Available on the following <b>Lever or Thumbturn Controls.</b> <b>55 Series:</b> 371L-BE, 376L-BE, 376WDC-L-BE, 379L-BE, 376T-BE, 376WDC-T-BE <b>88 Series:</b> 371L-BE, 373L-BE, 376T-BE, 377T-BE 24VDC furnished standard. <b>Prefix</b> Lever or Thumbturn Control with <b>"E"</b> . Example: <b>E371L-BE</b>	562

## Switches

<i>Prefix</i>		<b>List Add</b>
<b>RX</b>	Crossbar monitor switch in end case. Factory Install Only.	227

Prices subject to change without notice.

# Finish Chart - 98/99 Series



## Standard Finishes

Color	US Number	BHMA Number	A, B, E	C -Touch Bar Trim Finishes	D, F
Bright Brass	US3	605	Bright Brass	Bright Brass US3, 605	Buffed Anodized
Satin Brass	US4	606	Satin Brass	Satin Brass US4, 606	Anodized
Satin Bronze	US10	612	Plated/Anodized	Satin Bronze US10, 725	Anodized
Satin Bronze, Oil-Rubbed	US10B	613	Oil-Rubbed	Oil-Rubbed, US10B	Powder Coat
Satin Nickel	US15	619	Plated, Clear Powder Coat	Satin Stainless Steel US32D, 630	Anodized
Polished Chrome	US26	625	Plated	Bright Stainless Steel US32, 629	Buffed Anodized
Satin Chrome	US26D	626	Plated	Satin Stainless Steel US32D, 630	Anodized
Anodized Aluminum	US28	628	Powder Coat	Satin Stainless Steel US32D, 630	Anodized
Satin Stainless Steel	US32D	630	Stainless Steel	Satin Stainless Steel US32D, 630	Anodized
Duranodic Dark Bronze	313	710	Powder Coat	Powder Coat 313, 710	Powder Coat
Black	315	711	Powder Coat	Powder Coat 315, 711	Powder Coat
Aged Bronze, 643E	--	--	(A) Aged Bronze, No Relief (B, E) Relieved Aged Bronze	Relieved Aged Bronze	Aged Bronze, No Relief

US32D and US15 finishes available on Series 98 only.

## Special Finishes

Color	US Number	BHMA Number	A, B, E	C -Touch Bar Trim Finishes	D, F
Bright Bronze	US9	611	Plated	Bright Bronze US9, 611	Buffed Anodized
Satin Chrome, Antimicrobial	US26D-AM	626-AM	AM Clear over Chrome	AM Clear over Satin Stainless Steel US32D, 630	AM Clear over Anodized
Satin Stainless Steel, Antimicrobial	US32D-AM	630-AM	AM Clear over Stainless Steel	AM Clear over Satin Stainless Steel US32D, 630	AM Clear over Anodized
Powder Coat	RAL # *	--	Powder Coat	Powder Coat	Powder Coat

\* See Finish page for optional RAL color information.

### FINISH NOTES:

US32D and US15 finishes available on Series 98 only.

Devices ordered in US28 and US32D will be supplied with Trims in US26D.

## 98/99 Series Sex Bolt Quantities

Application	Sex Bolt 325 (Supplied)	425 Sex Bolt (Supplied)	425 Sex Bolt (Optional)	825 Sex Bolt (Supplied)
DT, EO, NL, TP, K or L Device with trim			2	
99 NLOP Device with 110MD/WD			6	
9927 NLOP Device with 110MD/WD			6	
99 EO Device (exit device only)			6	
9927 EO Device (exit device only)			6	
9947 EO Device (exit device only)			6	
99-F Wood Door with trim				2
Windstorm Device	12	6		

Prices subject to change without notice.

 Indicates products that have EPD documentation available and meet LEED v4.

# 98/99 Series - Summary

## Type of Device

<b>None</b> (Rim)	<b>27</b> (Surface Vertical Rod)	<b>57</b> (Surface Three Point Latch)	<b>75</b> (Mortise Lock)
<b>47 / 48</b> (Concealed Vertical Rod)	<b>47 WDC</b> (Wood Door Concealed Vertical Rod)		<b>49</b> (Concealed Vertical Cable)
<b>50WDC</b> (Wood Door Concealed Vertical Cable)			

## Function

<b>EO</b> (Exit Only)	<b>DT</b> (Dummy Trim)	<b>L</b> (Lever-06 Standard)	<b>LDT</b> (Lever-Dummy Trim)
<b>NL</b> (Night Latch-Key Retracts)	<b>NLOP</b> (Night Latch, Opt. Pull)	<b>LNL</b> (Lever-Night Latch)	<b>TL</b> (Turn Lever)
<b>HL</b> (Hospital Latch)	<b>K</b> (Knob)	<b>KBE</b> (Knob Blank Escutcheon)	<b>KDT</b> (Knob Dummy)
<b>KNL</b> (Knob Night Latch)	<b>LBE</b> (Lever-Blank Escutcheon)	<b>TLBE</b> (Turn Lever - Blank Escutcheon)	
<b>TP</b> (Thumbpiece)	<b>TLOP</b> (Turn Lever, Opt. Pull)	<b>TPBE</b> (Thumbpiece - Blank Escutcheon)	

## Rating

<b>None</b> (Panic Exit Device)	<b>- F</b> (Fire Exit Device)
---------------------------------	-------------------------------

## Device Finish

<b>US3</b> (Bright Brass)	<b>US4</b> (Satin Brass)	<b>US10</b> (Satin Bronze)	<b>US28</b> (Anodized Aluminum)
<b>US26</b> (Bright Chrome)	<b>US26D</b> (Satin Chrome)	<b>US26D-AM</b> (Antimicrobial)	<b>313</b> (Duranodic Dark Bronze)
<b>315</b> (Black)	<b>643E</b> (Aged Bronze)	<b>US10B</b> (Satin Bronze- Oil Rubbed)	
<b>US32D / 32D-AM</b> (Satin Stainless Steel) & <b>US15</b> (Satin Nickel) 98 Series only			

## Device Length (Feet and Inches)

<b>2'</b> (2' Device for 2' Door - <b>Vertical Device only</b> )	<b>3'</b> (3' Device for 2' 4" - 3' Door)	<b>4'</b> (4' Device for 2' 10" - 4' Door)
--	---	--

## Device Handing

<b>RHR</b> (Right Hand Reverse)	<b>LHR</b> (Left Hand Reverse)
---------------------------------	--------------------------------

## Touch Bar Trim Options

<b>RSS</b> (Emergency Exit- US32D only)	<b>PUSH</b> (Embossed - Push)	<b>SG</b> (Safety Glow)	<b>KN</b> (Knurled)	<b>BRAILLE</b> (Braille)
<b>WH</b> (Drainage/Weep Holes in Mechanism Case - 3' device will have 4 holes - 6" spacing, 4' device will have 6 holes - 6" spacing)				

## Touch Bar Finish

<b>US3</b> (Bright Brass)	<b>US4</b> (Satin Brass)	<b>US10</b> (Satin Bronze)	<b>US19</b> (Flat Black)
<b>US32</b> (Bright Stainless)	<b>340</b> (Photoluminescent)	<b>US32D</b> (Satin Stainless)	<b>313</b> (Duranodic Dark Bronze)

## Dogging Options

<b>CD</b> (Cylinder Dogging - Panic Only)	<b>HD</b> (Hex Dogging)	<b>LD</b> (Less Dogging)	<b>CI</b> (Cylinder Dogging Indicator)
<b>DI</b> (Dogging Indicator)	<b>SD</b> (Special Dogging)	<b>CDSI</b> (Cylinder Dogging w/Indicator)	<b>HDSI</b> (Hex Dogging w/Indicator)

## Switch Options

<b>LX</b> (Latchbolt Monitoring)	<b>LXLC</b> (LBM Low Current)	<b>RX</b> (Request to Exit)	<b>RXLC</b> (Request to Exit Low Current)
<b>RX2</b> (Request to Exit Double Switch)	<b>LXRX</b> (LBM Request to Exit)	<b>LXRXLC</b> (LBM Request to Exit Low Current)	
<b>WP-RX</b> (Waterproof Request to Exit)			

Prices subject to change without notice.

 Indicates products that have EPD documentation available and meet LEED v4.

### Electric Options

<b>EL</b> (Electric Latch Retraction)	<b>FS</b> (Fail Safe)	<b>E</b> (Electric Mortise Lock)	<b>ES</b> (Electric Strike)
<b>FSE</b> (Fail Secure)	<b>CX</b> (Chexit - Controlled Exit)	<b>CXR</b> (CX-RCM)	<b>ALK</b> (Standard Alarm Kit)
<b>SS</b> (Signal Switch, Rim or Mortise)	<b>QEL</b> (Quiet Electric Latch Retraction)		

### Device Options

<b>HHCX</b> (Hurricane CX)	<b>HHCXR</b> (Hurricane CX-RCM)	<b>HH</b> (Hurricane)	<b>WS</b> (Windstorm)
<b>PL</b> (Include Pullman Latch)	<b>AX</b> (Accessible Device)	<b>SNB</b> (Sex Bolts)	<b>GBK</b> (Include GBK)
<b>-2</b> (Double Cylinder)	<b>SLM</b> (Include SLM Blocking)	<b>PN</b> (Pneumatic)	<b>CYL</b> (Include Cylinder)
<b>SEC</b> (Include Security Screws)	<b>-2S1</b> (Cylinder Dogging with Security Indicator)		

### Rods For Surface / Concealed Vertical Devices only

<b>OPR</b> (1 piece Top Rod)	<b>LBL</b> (Less Bottom Cable)	<b>LBLAFL</b> (LBL with Aux. Fire Pin)	<b>LBR</b> (Less Bottom Rod)
<b>LBRAFL</b> (LBR with Aux. Fire Pin)			

### Strike Series

<b>LS</b> (Less Strike)	<b>LTS</b> (Less Top Strike)	<b>260U / 260UF</b> (Opt. SV Flush Transom)	<b>249</b> (Std. 49)
<b>264</b> (Opt. Rim or SV)	<b>283</b> (Opt. CV - Wood Frame)	<b>299 / 299F</b> (Std. SV)	<b>338</b> (Std. CV)
<b>499F</b> (Std. SV Fire LBR)	<b>575 / 575-2</b> (Std. Mortise)	<b>576A</b> (Mortise, pairs 1-3/4 Dr)	<b>576B</b> (Mortise, pairs 2-1/4 Dr)
		<b>1409, 1410, 1439, 1606, 1609</b> (Opt. Rim)	

### Bottom Strike Series

<b>LBS</b> (Less Bottom Strike)	<b>248L-4</b> (Surface)	<b>304L</b> (Mortise)	<b>349</b> (Std. 49)	<b>385A</b> (Adjustable Mortise)
---------------------------------	-------------------------	-----------------------	----------------------	----------------------------------

### Strike Finish

<b>US3</b> (Bright Brass)	<b>US4</b> (Satin Brass)	<b>US10</b> (Satin Bronze)	<b>US10B</b> (Satin Bronze-Oil Rubbed)
<b>US19</b> (Flat Black)	<b>US26</b> (Bright Chrome)	<b>US26D</b> (Satin Chrome)	<b>US32</b> (Bright Stainless)
<b>US32D</b> (Satin Stainless)	<b>MD</b> (e-Moly)	<b>SP10</b> (Sprayed Bronze)	<b>SP313</b> (Dark Bronze)

### Trim Options

<b>LT</b> (Less Trim)	<b>RX996</b> (Request to Exit 996)	<b>VR910</b> (Vandal Resistant)	<b>110MD / 110WD</b> (Std. on NL-OP)
<b>392-7</b> (Opt. Pull Dummy Trim)	<b>990</b> (Std. Rim)	<b>996</b> (Std. Lever Trim)	<b>E996</b> (Electric 996)
<b>697 / 697WDF</b> (Opt. Lever Trim)	<b>696 / 696WDF</b> (Opt. Lever Trim)		

### Trim / Control / Mortise Finish

<b>US3</b> (Bright Brass)	<b>US4</b> (Satin Brass)	<b>US10</b> (Satin Bronze)	<b>US10B</b> (Satin Bronze-Oil Rubbed)
<b>US26</b> (Bright Chrome)	<b>US26D</b> (Satin Chrome)	<b>SPBLK</b> (Black Painted)	<b>313</b> (Duranodic Dark Bronze)
<b>US15</b> (Satin Nickel)	<b>US19</b> (Flat Black - 98/9975)	<b>US26D-AM</b> (Antimicrobial)	<b>US32</b> (Bright Stainless)
<b>US32D</b> (Satin Stainless)			

### Control Options

<b>LC</b> (Less Control)	<b>374T</b> (Thumbturn Control - SV)	<b>376T / 376T WDC</b> (Thumbturn Control - CV)
--------------------------	--------------------------------------	---

Prices subject to change without notice.

 Indicates products that have EPD documentation available and meet LEED v4.



# 98/99 Series - Summary (continued)

## Trim Lever Styles 06 Lever Standard

<b>ACC</b> (Accent Lever)	<b>AST</b> (Asti Lever)	<b>MER</b> (Merona Lever)	<b>STA</b> (St. Anne Lever)
<b>03K</b> (03 Knurled Lever)	<b>06K</b> (06 Knurled Lever)	<b>01, 02, 03, 05, 06, 07, 12, 16, 17, 18</b> (Levers)	
<b>03 SS, 06 SS, 17 SS, LAT SS, LON SS, M57, M62</b> (Stainless Steel Levers)		<b>LAT</b> (Latitude)	<b>LON</b> (Longitude)
<b>M51, M52, M53, M54, M55, M56, M61, M63, M81, M82, M83, M84, M85, ME1, ME2, ME3</b>			

## Mortise Lock

<b>LL</b> (Less Lock)	<b>7500</b> (Standard Mortise)	<b>SS7500</b> (Signal Switch)	<b>7500-2</b> (Double Cylinder)
<b>E7500</b> (Electric Unlocking specify FS - Fail Safe or FSE - Fail Secure, 12V or 24V and AC or DC)			

## Chexit Options

<b>B15</b> (BOCA 15 Second Delay)	<b>0</b> (0 Second Delay)	<b>15</b> (15 Second Delay)	<b>30</b> (30 Second Delay)
<b>LRG</b> (Less Rod Guards)	<b>RGO</b> (Rod Guards Only)	<b>M15</b> (15 Second Mute Delay)	<b>INF</b> (Infinite Delay)

## Misc

<b>CE</b> (CE Labeled)	<b>LCP</b> (Less Cover Plate)	<b>10WDA</b> (#10WDA Cover Plate)
<b>RAT REL</b> (Ratchet Release Assy)	<b>10CABLE</b> (10' Cable)	<b>CON</b> (Connectors)

## Door Material

<b>AL</b> (Aluminum Door)	<b>HM</b> (Hollow Metal)	<b>WD</b> (Wood Door)	<b>CP</b> (Composite Door)
<b>CLAD2</b> (Insulclad - 1/2")	<b>CLAD4</b> (Insulclad - 1/4")	<b>SC</b> (Steelcraft, HH Device Only)	

## Door Thickness

<b>1.3/4</b> (1-3/4" Standard)	<b>2</b> (2" Thickness)	<b>2.1/4</b> (2-1/4" Thickness)
--------------------------------	-------------------------	---------------------------------

## Door Application

<b>D</b> (Double Egress)	<b>P</b> (Pair of Doors)	<b>S</b> (Single Door)
--------------------------	--------------------------	------------------------

### APPLICATION NOTE FOR 2' DEVICE:

#### Available on Surface and Concealed Vertical (panic and fire).

When vertical rod devices are used on both doors of a pair, operation of the inactive door (smaller door) will not disengage the active door, creating a potential safety issue for those using the inactive door during an emergency. In addition, standard hex or cylinder dogging is not available. If dogging is required, special center case dogging is available for 98/9927/47 devices. Prefix device with "SD".

For pairs of doors using one 2' door Von Duprin recommends the following hardware combinations listed below for optimum safety in an emergency.

1. Surface or Concealed Vertical device on the 2' door (inactive) and a mortise device on the larger door (active). This combination is used primarily on Hollow Metal door applications only.
2. Automatic Flush Bolt on the 2' door (inactive) and a Surface or Concealed Vertical device on the larger door (active).

**NOTE: The 2' door width is not available with any Electrical, Chexit, Hurricane, Pneumatic or Windstorm options.**

# Devices - 98/99 Series

3' Devices are priced complete with standard trim and strike(s).  
4' add \$18 list.  
Cylinders and sex bolts are not included in price unless noted.

## EXIT HARDWARE

### Rim Devices

(Price includes 299 Strike)

	US26D	US28	US32D	313	US10	US4/4A	US3/3A	315	US10B	Weight lbs		Standard Trim/Control
							US15 US26 643E			3'	4'	
98/99EO	1273	1125	1294	1181	1291	1308	1482	1817	1450	14	17	-
98/99DT	1505	1357	1526	1430	1540	1495	1741	2066	1699	17	19	990DT
98/99NL	1522	1374	1543	1437	1550	1511	1748	2073	1706	17	19	990NL-R&V
98/99NL-OP	1390	1242	1411	1298	1408	1418	1601	1936	1567	15	18	110MD/WD
98/99TP	1604	1456	1625	1523	1621	1582	1840	2159	1792	16	20	990TP-R&V
98/99TP-BE	1604	1456	1625	1523	1621	1582	1840	2159	1792	16	20	990TP-BE-R&V
98/99K	1671	1523	1692	1601	1767	1657	1992	2237	1870	18	21	996K-R&V
98/99K-BE	1671	1523	1692	1601	1767	1657	1992	2237	1870	18	21	996K-BE-R&V
98/99K-DT	1662	1514	1683	1586	1752	1650	1971	2222	1855	18	21	996K-DT-R&V
98/99K-NL	1662	1514	1683	1586	1752	1650	1971	2222	1855	18	21	996K-NL-R&V
98/99L	1810	1662	1831	1732	1852	1812	2108	2368	2001	19	21	996L-R&V
98/99L-BE	1810	1662	1831	1732	1852	1812	2108	2368	2001	19	21	996L-BE-R&V
98/99L-DT	1691	1543	1712	1613	1772	1718	1982	2249	1882	19	21	996L-DT-R&V
98/99L-NL	1691	1543	1712	1613	1772	1718	1982	2249	1882	19	21	996L-NL-R&V

## FIRE EXIT HARDWARE

### Rim Devices

(Price includes 299F Strike for single door applications only.)

(For double door applications, the 499F Strike will be supplied at an additional \$96 list add.)

98/99EO-F	1417	1318	1467	1400	1470	1543	1672	2027	1720	10	13	-
98/99NL-F	1666	1567	1716	1656	1729	1746	1938	2283	1976	14	16	990NL-R&V
98/99NL-OP-F	1534	1435	1584	1517	1587	1653	1791	2146	1837	11	14	110MD/WD
98/99TP-F	1748	1649	1798	1742	1800	1817	2030	2369	2062	15	17	990TP-R&V
98/99TP-BE-F	1748	1649	1798	1742	1800	1817	2030	2369	2062	15	17	990TP-BE-R&V
98/99K-F	1815	1716	1865	1820	1946	1892	2182	2447	2140	18	19	996K-R&V
98/99K-BE-F	1815	1716	1865	1820	1946	1892	2182	2447	2140	18	19	996K-BE-R&V
98/99K-NL-F	1806	1707	1856	1805	1931	1885	2161	2432	2125	18	19	996K-NL-R&V
98/99L-F	1954	1855	2004	1951	2031	2047	2298	2578	2271	16	18	996L-R&V
98/99L-BE-F	1954	1855	2004	1951	2031	2047	2298	2578	2271	16	18	996L-BE-R&V
98/99L-NL-F	1835	1736	1885	1832	1951	1953	2172	2459	2152	16	18	996L-NL-R&V

### 98/99 Rim Notes:

**Finish** - US32D and US15 finishes available on Series 98 only.

**Finish** - US3A, US4A, consult factory for lead time.

**Finish** - US10B finish has 313 finish device with US10B parts.

Prices subject to change without notice.

 Indicates products that have EPD documentation available and meet LEED v4.

# 98/99 Series - Devices (continued)

3' Devices are priced complete with standard trim and strike(s).  
 2' add \$75 list, 4' add \$18 list.  
 Cylinders and sex bolts are not included in price unless noted.

## EXIT HARDWARE

### Surface Vertical Rod Devices

(Price includes 299, 248L-4, 304L Strikes and Sex Bolts for Latches)

	US26D	US28	US32D	313	US10	US4/4A	US3/3A	315	US10B	Weight lbs.			Standard Trim/Control /Cover Plate
							US15 US26 643E			2'	3'	4'	
98/9927EO	1841	1679	1943	1793	1869	1917	2101	2457	2184	16	18	20	-
98/9927DT	2073	1911	2175	2042	2118	2104	2360	2706	2433	16	19	22	990DT
98/9927NL	2090	1928	2192	2049	2128	2120	2367	2713	2440	16	19	22	990NL-R&V
98/9927NL-OP	1958	1796	2060	1910	1986	2027	2220	2576	2301	16	19	22	110MD/WD
98/9927TP	2172	2010	2274	2135	2199	2191	2459	2799	2526	17	20	23	990TP-R&V
98/9927TP-BE	2172	2010	2274	2135	2199	2191	2459	2799	2526	17	20	23	990TP-BE-R&V
98/9927K	2239	2077	2341	2213	2345	2266	2611	2877	2604	20	22	24	996K-R&V
98/9927K-BE	2239	2077	2341	2213	2345	2266	2611	2877	2604	20	22	24	996K-BE-R&V
98/9927K-DT	2230	2068	2332	2198	2330	2259	2590	2862	2589	20	22	24	996K-DT-R&V
98/9927K-NL	2230	2068	2332	2198	2330	2259	2590	2862	2589	20	22	24	996K-NL-R&V
98/9927L	2378	2216	2480	2344	2430	2421	2727	3008	2735	20	22	24	996L-R&V
98/9927L-BE	2378	2216	2480	2344	2430	2421	2727	3008	2735	20	22	24	996L-BE-R&V
98/9927L-DT	2259	2097	2361	2225	2350	2327	2601	2889	2616	20	22	24	996L-DT-R&V
98/9927L-NL	2259	2097	2361	2225	2350	2327	2601	2889	2616	20	22	24	996L-NL-R&V
98/9927TL	2741	2579	2843	2710	2822	2678	3082	3374	3101	22	24	26	990DT/374T*
98/9927TL-BE	2708	2546	2810	2677	2794	2642	3045	3341	3068	22	24	26	990DT/374T-BE*

## FIRE EXIT HARDWARE

### Surface Vertical Rod Devices

(Price includes 299F, 304L Strikes and Sex Bolts for Latches)

98/9927EO-F	2092	1945	2200	2067	2135	2213	2385	2706	2533	13	16	19	-
98/9927NL-F	2341	2194	2449	2323	2394	2416	2651	2962	2789	19	20	21	990NL-R&V
98/9927NL-OP-F	2209	2062	2317	2184	2252	2323	2504	2825	2650	19	20	21	110MD/WD
98/9927TP-F	2423	2276	2531	2409	2465	2487	2743	3048	2875	17	19	21	990TP-R&V
98/9927TP-BE-F	2423	2276	2531	2409	2465	2487	2743	3048	2875	17	19	21	990TP-BE-R&V
98/9927K-F	2490	2343	2598	2487	2611	2562	2895	3126	2953	21	22	23	996K-R&V
98/9927K-BE-F	2490	2343	2598	2487	2611	2562	2895	3126	2953	21	22	23	996K-BE-R&V
98/9927K-NL-F	2481	2334	2589	2472	2596	2555	2874	3111	2938	21	22	23	996K-NL-R&V
98/9927L-F	2629	2482	2737	2618	2696	2717	3011	3257	3084	19	22	25	996L-R&V
98/9927L-BE-F	2629	2482	2737	2618	2696	2717	3011	3257	3084	19	22	25	996L-BE-R&V
98/9927L-NL-F	2510	2363	2618	2499	2616	2623	2885	3138	2965	19	22	25	996L-NL-R&V
98/9927TL-F	2992	2845	3100	2984	3088	2974	3366	3623	3450	19	22	25	990DT/374T*
98/9927TL-BE-F	2959	2812	3067	2951	3060	2938	3329	3590	3417	19	22	25	990DT/374T-BE*

### 98/9927 Notes:

**Finish** - US32D and US15 finishes available on Series 98 only.

**Finish** - US3A, US4A, consult factory for lead time.

**Finish** - US10B finish has 313 finish device with US10B parts.

\* **Wood Doors** - 10WDA cover plate is required for the 370 series controls and will be supplied at an additional, \$47 list add.

Prices subject to change without notice.

 Indicates products that have EPD documentation available and meet LEED v4.

**3' Devices are priced complete with standard trim and strike(s).  
2' add \$75 list, 4' add \$18 list.  
Cylinders and sex bolts are not include in price unless noted.**

## EXIT HARDWARE

### Concealed Vertical Rod Devices

(Price includes 338 and 385A Strikes)

	US26D	US28	US32D	313	US10	US4/4A	US3/3A	315	US10B	Weight lbs.			Standard Trim/Control /Cover Plate
							US15 US26 643E			2'	3'	4'	
98/9947EO	1938	1720	1980	1859	1943	2014	2123	2516	2265	15	17	19	-
98/9947DT	2170	1952	2212	2108	2192	2201	2382	2765	2514	15	19	23	990DT
98/9947NL	2187	1969	2229	2115	2202	2217	2389	2772	2521	15	19	23	990NL-R&V
98/9947NL-OP	2055	1837	2097	1976	2060	2124	2242	2635	2382	15	19	23	110MD/WD
98/9947TP	2269	2051	2311	2201	2273	2288	2481	2858	2607	16	19	22	990TP-R&V
98/9947TP-BE	2269	2051	2311	2201	2273	2288	2481	2858	2607	16	19	22	990TP-BE-R&V
98/9947K	2336	2118	2378	2279	2419	2363	2633	2936	2685	17	21	25	996K-R&V
98/9947K-BE	2336	2118	2378	2279	2419	2363	2633	2936	2685	17	21	25	996K-BE-R&V
98/9947K-DT	2327	2109	2369	2264	2404	2356	2612	2921	2670	17	21	25	996K-DT-R&V
98/9947K-NL	2327	2109	2369	2264	2404	2356	2612	2921	2670	17	21	25	996K-NL-R&V
98/9947L	2475	2257	2517	2410	2504	2518	2749	3067	2816	21	23	25	996L-R&V
98/9947L-BE	2475	2257	2517	2410	2504	2518	2749	3067	2816	21	23	25	996L-BE-R&V
98/9947L-DT	2356	2138	2398	2291	2424	2424	2623	2948	2697	21	23	25	996L-DT-R&V
98/9947L-NL	2356	2138	2398	2291	2424	2424	2623	2948	2697	21	23	25	996L-NL-R&V
98/9947TL	2838	2620	2880	2776	2896	2775	3104	3433	3182	21	23	25	990DT/376T*
98/9947TL-BE	2805	2587	2847	2743	2868	2739	3067	3400	3149	21	23	25	990DT/376T-BE*

## FIRE EXIT HARDWARE

### Concealed Vertical Rod Devices

(Price includes 338 and 385A Strikes)

98/9947EO-F	2189	1994	2258	2205	2278	2364	2540	2847	2693	15	17	19	-
98/9947NL-F	2438	2243	2507	2461	2537	2567	2806	3103	2949	15	19	23	990NL-R&V
98/9947NL-OP-F	2306	2111	2375	2322	2395	2474	2659	2966	2810	15	19	23	110MD
98/9947TP-F	2520	2325	2589	2547	2608	2638	2898	3189	3035	16	19	22	990TP-R&V
98/9947TP-BE-F	2520	2325	2589	2547	2608	2638	2898	3189	3035	16	19	22	990TP-BE-R&V
98/9947K-F	2587	2392	2656	2625	2754	2713	3050	3267	3113	17	21	25	996K-R&V
98/9947K-BE-F	2587	2392	2656	2625	2754	2713	3050	3267	3113	17	21	25	996K-BE-R&V
98/9947K-NL-F	2578	2383	2647	2610	2739	2706	3029	3252	3098	17	21	25	996K-NL-R&V
98/9947L-F	2726	2531	2795	2756	2839	2868	3166	3398	3244	21	23	25	996L-R&V
98/9947L-BE-F	2726	2531	2795	2756	2839	2868	3166	3398	3244	21	23	25	996L-BE-R&V
98/9947L-NL-F	2607	2412	2676	2637	2759	2774	3040	3279	3125	21	23	25	996L-NL-R&V
98/9947TL-F	3089	2894	3158	3122	3231	3125	3521	3764	3610	21	23	25	990DT/376T*
98/9947TL-BE-F	3056	2861	3125	3089	3203	3089	3484	3731	3577	21	23	25	990DT/376T-BE*

### 98/9947 Notes:

**Finish** - US32D and US15 finishes available on Series 98 only.

**Finish** - US3A, US4A, consult factory for lead time.

**Finish** - US10B finish has 313 finish device with US10B parts.

\* **Wood Doors** - 10WDA cover plate is required for the 370 series controls and will be supplied at an additional, \$47 list add.

Prices subject to change without notice.

 Indicates products that have EPD documentation available and meet LEED v4.

# 98/99 Series - Devices (continued)

3' Devices are priced complete with standard trim and strike(s).  
 2' add \$75 list, 4' add \$18 list.  
 Cylinders and sex bolts are not include in price unless noted

## EXIT HARDWARE

### Wood Door Concealed Vertical Rod Devices

(Price includes 338 and 385A Strikes, Sex Bolts, and 8" Scalp Plate)

	US26D	US28	US32D	313	US10	US4/4A	US3/3A	US15	315	US10B	Weight lbs.			Standard Trim/Control
							US26				2'	3'	4'	
98/9947WDC-EO	2137	1918	2190	2078	2158	2234	2400	2324	2733	2459	15	17	19	-
98/9947WDC-DT	2369	2150	2422	2327	2407	2421	2659	2583	2982	2708	15	19	23	990DT
98/9947WDC-NL	2386	2167	2439	2334	2417	2437	2666	2590	2989	2715	15	19	23	990NL-R&V
98/9947WDC-NL-OP	2254	2035	2307	2195	2275	2344	2519	2443	2852	2576	15	19	23	110WD
98/9947WDC-TP	2468	2249	2521	2420	2488	2508	2758	2682	3075	2801	16	19	22	990TP-R&V
98/9947WDC-TP-BE	2468	2249	2521	2420	2488	2508	2758	2682	3075	2801	16	19	22	990TP-BE-R&V
98/9947WDC-K	2535	2316	2588	2498	2634	2583	2910	2834	3153	2879	17	21	25	996K-R&V
98/9947WDC-K-BE	2535	2316	2588	2498	2634	2583	2910	2834	3153	2879	17	21	25	996K-BE-R&V
98/9947WDC-K-DT	2526	2307	2579	2483	2619	2576	2889	2813	3138	2864	17	21	25	996K-DT-R&V
98/9947WDC-K-NL	2526	2307	2579	2483	2619	2576	2889	2813	3138	2864	17	21	25	996K-NL-R&V
98/9947WDC-L	2674	2455	2727	2629	2719	2738	3026	2950	3284	3010	21	23	25	996L-R&V
98/9947WDC-L-BE	2674	2455	2727	2629	2719	2738	3026	2950	3284	3010	21	23	25	996L-BE-R&V
98/9947WDC-L-DT	2555	2336	2608	2510	2639	2644	2900	2824	3165	2891	21	23	25	996L-DT-R&V
98/9947WDC-L-NL	2555	2336	2608	2510	2639	2644	2900	2824	3165	2891	21	23	25	996L-NL-R&V
98/9947WDC-TL	3084	2865	3137	3042	3158	3042	3428	3352	3697	3423	21	23	25	990DT/376WDC-T/10WDA*
98/9947WDC-TL-BE	3051	2832	3104	3009	3130	3006	3391	3315	3664	3390	21	23	25	990DT/376WDC-T-BE/10WDA*

## FIRE EXIT HARDWARE

### Wood Door Concealed Vertical Rod Devices

(Price includes 338 and 385A Strikes, Sex Bolts and 8" Scalp Plate)

98/9947WDC-EO-F	2472	2224	2543	2411	2506	2594	2785	2709	3057	2872	15	17	19	-
98/9947WDC-NL-F	2721	2473	2792	2667	2765	2797	3051	2975	3313	3128	15	19	23	990NL-R&V
98/9947WDC-NL-OP-F	2589	2341	2660	2528	2623	2704	2904	2828	3176	2989	15	19	23	110WD
98/9947WDC-TP-F	2803	2555	2874	2753	2836	2868	3143	3067	3399	3214	16	19	22	990TP-R&V
98/9947WDC-TP-BE-F	2803	2555	2874	2753	2836	2868	3143	3067	3399	3214	16	19	22	990TP-BE-R&V
98/9947WDC-K-F	2870	2622	2941	2831	2982	2943	3295	3219	3477	3292	17	21	25	996K-R&V
98/9947WDC-K-BE-F	2870	2622	2941	2831	2982	2943	3295	3219	3477	3292	17	21	25	996K-BE-R&V
98/9947WDC-K-NL-F	2861	2613	2932	2816	2967	2936	3274	3198	3462	3277	17	21	25	996K-NL-R&V
98/9947WDC-L-F	3009	2761	3080	2962	3067	3098	3411	3335	3608	3423	21	23	25	996L-R&V
98/9947WDC-L-BE-F	3009	2761	3080	2962	3067	3098	3411	3335	3608	3423	21	23	25	996L-BE-R&V
98/9947WDC-L-NL-F	2890	2642	2961	2843	2987	3004	3285	3209	3489	3304	21	23	25	996L-NL-R&V
98/9947WDC-TL-F	3419	3171	3490	3375	3506	3402	3813	3737	4021	3836	21	23	25	990DT/376WDC-T/10WDA*
98/9947WDC-TL-BE-F	3386	3138	3457	3342	3478	3366	3776	3700	3988	3803	21	23	25	990DT/376WDC-T-BE/10WDA*

### 98/9947WDC Notes:

**Finish** - US32D and US15 finishes available on Series 98 only.

**Finish** - US3A, US4A, consult factory for lead time.

**Finish** - US10B finish has 313 finish device with US10B parts.

**\*Wood Frame Applications** - the 283 Strike or WDF must be specified. Specify door thickness.

Prices subject to change without notice.

 Indicates products that have EPD documentation available and meet LEED v4.

**3' Devices are priced complete with standard trim and strike(s).  
2' add \$75 list, 4' add \$18 list.  
Cylinders and sex bolts are not included in price unless noted.**

## EXIT HARDWARE

### Concealed Vertical Rod Devices

(Price includes 338 and 385A Strikes)

	US26D	US28	US32D	313	US10	US4/4A	US3/3A US15 US26 643E	315	US10B	Weight lbs.			Standard Trim/Control
										2'	3'	4'	
98/9948EO	2201	1982	2243	2122	2206	2276	2385	2778	2527	15	17	19	-
98/9948DT	2433	2214	2475	2371	2455	2463	2644	3027	2776	15	19	23	990DT
98/9948NL	2450	2231	2492	2378	2465	2479	2651	3034	2783	15	19	23	990NL-R&V
98/9948NL-OP	2318	2099	2360	2239	2323	2386	2504	2897	2644	15	19	23	110MD
98/9948TP	2532	2313	2574	2464	2536	2550	2743	3120	2869	16	19	22	990TP-R&V
98/9948TP-BE	2532	2313	2574	2464	2536	2550	2743	3120	2869	16	19	22	990TP-BE-R&V
98/9948K	2599	2380	2641	2542	2682	2625	2895	3198	2947	17	21	25	996K-R&V
98/9948K-BE	2599	2380	2641	2542	2682	2625	2895	3198	2947	17	21	25	996K-BE-R&V
98/9948K-DT	2590	2371	2632	2527	2667	2618	2874	3183	2932	17	21	25	996K-DT-R&V
98/9948K-NL	2590	2371	2632	2527	2667	2618	2874	3183	2932	17	21	25	996K-NL-R&V
98/9948L	2738	2519	2780	2673	2767	2780	3011	3329	3078	21	23	25	996L-R&V
98/9948L-BE	2738	2519	2780	2673	2767	2780	3011	3329	3078	21	23	25	996L-BE-R&V
98/9948L-DT	2619	2400	2661	2554	2687	2686	2885	3210	2959	21	23	25	996L-DT-R&V
98/9948L-NL	2619	2400	2661	2554	2687	2686	2885	3210	2959	21	23	25	996L-NL-R&V
98/9948TL	3101	2882	3143	3039	3159	3037	3366	3695	3444	21	23	25	990DT/376T
98/9948TL-BE	3068	2849	3110	3006	3131	3001	3329	3662	3411	21	23	25	990DT/376T-BE

## FIRE EXIT HARDWARE

### Concealed Vertical Rod Devices

(Price includes 338 and 385A Strikes)

98/9948EO-F	2452	2256	2521	2467	2541	2627	2802	3110	2956	15	17	19	-
98/9948NL-F	2701	2505	2770	2723	2800	2830	3068	3366	3212	15	19	23	990NL-R&V
98/9948NL-OP-F	2569	2373	2638	2584	2658	2737	2921	3229	3073	15	19	23	110MD
98/9948TP-F	2783	2587	2852	2809	2871	2901	3160	3452	3298	16	19	22	990TP-R&V
98/9948TP-BE-F	2783	2587	2852	2809	2871	2901	3160	3452	3298	16	19	22	990TP-BE-R&V
98/9948K-F	2850	2654	2919	2887	3017	2976	3312	3530	3376	17	21	25	996K-R&V
98/9948K-BE-F	2850	2654	2919	2887	3017	2976	3312	3530	3376	17	21	25	996K-BE-R&V
98/9948K-NL-F	2841	2645	2910	2872	3002	2969	3291	3515	3361	17	21	25	996K-NL-R&V
98/9948L-F	2989	2793	3058	3018	3102	3131	3428	3661	3507	21	23	25	996L-R&V
98/9948L-BE-F	2989	2793	3058	3018	3102	3131	3428	3661	3507	21	23	25	996L-BE-R&V
98/9948L-NL-F	2870	2674	2939	2899	3022	3037	3302	3542	3388	21	23	25	996L-NL-R&V
98/9948TL-F	3352	3156	3421	3384	3494	3388	3783	4027	3873	21	23	25	990DT/376T
98/9948TL-BE-F	3319	3123	3388	3351	3466	3352	3746	3994	3840	21	23	25	990DT/376T-BE

#### 98/9948 Notes:

**Finish** - US32D and US15 finishes available on Series 98 only.

**Finish** - US3A, US4A, consult factory for lead time.

**Finish** - US10B finish has 313 finish device with US10B parts.

Prices subject to change without notice.

 Indicates products that have EPD documentation available and meet LEED v4.

# 98/99 Series - Devices (continued)

3' Devices are priced complete with standard trim and strike(s).  
 4' add \$18 list.  
 Cylinders and sex bolts are not included in price unless noted.

## EXIT HARDWARE

### Surface Three Point Latch Devices

(Price includes 299(2), 248L-4, 304L Strikes and Sex Bolts for Latches)

	US26D	US28	US32D	313	US10	US4/4A	US3/3A US15 US26 643E	315	US10B	Weight lbs.		Standard Trim/Control
										3'	4'	
98/9957EO	2468	2199	2626	2385	2552	2645	2849	3044	2906	17	20	-
98/9957DT	2700	2431	2858	2634	2801	2832	3108	3293	3155	21	23	990DT
98/9957NL	2717	2448	2875	2641	2811	2848	3115	3300	3162	21	22	990NL-R&V
98/9957NL-OP	2585	2316	2743	2502	2669	2755	2968	3163	3023	21	22	110MD/WD
98/9957TP	2799	2530	2957	2727	2882	2919	3207	3386	3248	20	22	990TP-R&V
98/9957TP-BE	2799	2530	2957	2727	2882	2919	3207	3386	3248	20	22	990TP-BE-R&V
98/9957K	2866	2597	3024	2805	3028	2994	3359	3464	3326	23	24	996K-R&V
98/9957K-BE	2866	2597	3024	2805	3028	2994	3359	3464	3326	23	24	996K-BE-R&V
98/9957K-DT	2857	2588	3015	2790	3013	2987	3338	3449	3311	23	24	996K-DT-R&V
98/9957K-NL	2857	2588	3015	2790	3013	2987	3338	3449	3311	23	24	996K-NL-R&V
98/9957L	3005	2736	3163	2936	3113	3149	3475	3595	3457	23	26	996L-R&V
98/9957L-BE	3005	2736	3163	2936	3113	3149	3475	3595	3457	23	26	996L-BE-R&V
98/9957L-DT	2886	2617	3044	2817	3033	3055	3349	3476	3338	23	26	996L-DT-R&V
98/9957L-NL	2886	2617	3044	2817	3033	3055	3349	3476	3338	23	26	996L-NL-R&V
98/9957TL	3368	3099	3526	3302	3505	3406	3830	3961	3823	23	26	990DT/374T*
98/9957TL-BE	3335	3066	3493	3269	3477	3370	3793	3928	3790	23	26	990DT/374T-BE*

## FIRE EXIT HARDWARE

### Surface Three Point Latch Devices

(Price includes 299F(2), 304L Strikes and Sex Bolts for Latches)

98/9957EO-F	2630	2373	2784	2596	2770	2863	2873	3243	3173	18	19	-
98/9957NL-F	2879	2622	3033	2852	3029	3066	3139	3499	3429	19	22	990NL-R&V
98/9957NL-OP-F	2747	2490	2901	2713	2887	2973	2992	3362	3290	19	22	110MD/WD
98/9957TP-F	2961	2704	3115	2938	3100	3137	3231	3585	3515	20	23	990TP-R&V
98/9957TP-BE-F	2961	2704	3115	2938	3100	3137	3231	3585	3515	20	23	990TP-BE-R&V
98/9957K-F	3028	2771	3182	3016	3246	3212	3383	3663	3593	22	24	996K-R&V
98/9957K-BE-F	3028	2771	3182	3016	3246	3212	3383	3663	3593	22	24	996K-BE-R&V
98/9957K-NL-F	3019	2762	3173	3001	3231	3205	3362	3648	3578	22	24	996K-NL-R&V
98/9957L-F	3167	2910	3321	3147	3331	3367	3499	3794	3724	22	24	996L-R&V
98/9957L-BE-F	3167	2910	3321	3147	3331	3367	3499	3794	3724	22	24	996L-BE-R&V
98/9957L-NL-F	3048	2791	3202	3028	3251	3273	3373	3675	3605	22	24	996L-NL-R&V
98/9957TL-F	3530	3273	3684	3513	3723	3624	3854	4160	4090	22	24	990DT/374T*
98/9957TL-BE-F	3497	3240	3651	3480	3695	3588	3817	4127	4057	22	24	990DT/374T-BE*

### 98/9957 Notes:

**Finish** - US32D and US15 finishes available on Series 98 only.

**Finish** - US3A, US4A, consult factory for lead time.

**Finish** - US10B finish has 313 finish device with US10B parts.

\* **Wood Doors** - 10WDA cover plate is required for the 370 series controls and will be supplied at an additional \$47 list add.

Prices subject to change without notice.

 Indicates products that have EPD documentation available and meet LEED v4.

**3' Devices are priced complete with standard trim and strike(s).  
4' add \$18 list.  
Cylinders and sex bolts are not included in price unless noted.**

## EXIT HARDWARE

### Mortise Lock Devices

(Prices includes 575 Strike)

	US26D	US28	US32D	313	US10	US4/4A	US3/3A US26 643E	US15	315	US10B	Weight lbs.		Standard Trim/Control
											3'	4'	
<b>98/9975EO</b>	1800	1641	1842	1701	1852	1852	2062	2043	2360	1950	15	18	-
<b>98/9975HL</b>	1987	1828	2029	1895	2046	2046	2256	-	-	-	18	20	-
<b>98/9975DT</b>	2032	1873	2074	1950	2101	2039	2321	2302	2609	2199	19	21	990DT
<b>98/9975NL</b>	2049	1890	2091	1957	2111	2055	2328	2309	2616	2206	19	21	990NL-M
<b>98/9975TP</b>	2131	1972	2173	2043	2182	2126	2420	2401	2702	2292	18	20	990TP-M
<b>98/9975TP-BE</b>	2131	1972	2173	2043	2182	2126	2420	2401	2702	2292	18	20	990TP-BE-M
<b>98/9975K</b>	2198	2039	2240	2121	2328	2201	2572	2553	2780	2370	21	22	996K-M
<b>98/9975K-BE</b>	2198	2039	2240	2121	2328	2201	2572	2553	2780	2370	21	22	996K-BE-M
<b>98/9975K-DT</b>	2189	2030	2231	2106	2313	2194	2551	2532	2765	2355	21	22	996K-DT-M
<b>98/9975K-NL</b>	2189	2030	2231	2106	2313	2194	2551	2532	2765	2355	21	22	996K-NL-M
<b>98/9975L</b>	2337	2178	2379	2252	2413	2356	2688	2669	2911	2501	21	23	996L-M
<b>98/9975L-BE</b>	2337	2178	2379	2252	2413	2356	2688	2669	2911	2501	21	23	996L-BE-M
<b>98/9975L-DT</b>	2218	2059	2260	2133	2333	2262	2562	2543	2792	2382	21	23	996L-DT-M
<b>98/9975L-NL</b>	2218	2059	2260	2133	2333	2262	2562	2543	2792	2382	21	23	996L-NL-M

## FIRE EXIT HARDWARE

### Mortise Lock Devices

(Prices includes 575 Strike)

<b>98/9975EO-F</b>	1977	1840	2047	1916	2048	2048	2259	2240	2561	2216	15	19	-
<b>98/9975HL-F</b>	2164	2027	2234	2110	2242	2242	2453	-	-	-	17	20	-
<b>98/9975NL-F</b>	2226	2089	2296	2172	2307	2251	2525	2506	2817	2472	18	21	990NL-M
<b>98/9975TP-F</b>	2308	2171	2378	2258	2378	2322	2617	2598	2903	2558	19	21	990TP-M
<b>98/9975TP-BE-F</b>	2308	2171	2378	2258	2378	2322	2617	2598	2903	2558	19	21	990TP-BE-M
<b>98/9975K-F</b>	2375	2238	2445	2336	2524	2397	2769	2750	2981	2636	20	23	996K-M
<b>98/9975K-BE-F</b>	2375	2238	2445	2336	2524	2397	2769	2750	2981	2636	20	23	996K-BE-M
<b>98/9975K-NL-F</b>	2366	2229	2436	2321	2509	2390	2748	2729	2966	2621	20	23	996K-NL-M
<b>98/9975L-F</b>	2514	2377	2584	2467	2609	2552	2885	2866	3112	2767	20	23	996L-M
<b>98/9975L-BE-F</b>	2514	2377	2584	2467	2609	2552	2885	2866	3112	2767	20	23	996L-BE-M
<b>98/9975L-NL-F</b>	2395	2258	2465	2348	2529	2458	2759	2740	2993	2648	20	23	996L-NL-M

### 98/9975 Notes:

**Finish** - US32D and US15 finishes available on Series 98 only.

**Finish** - US3A, US4A, consult factory for lead time.

**Finish** - US10B finish has 313 finish device with US10B parts.

Prices subject to change without notice.

 Indicates products that have EPD documentation available and meet LEED v4.



# 98/99 Series - Devices (continued)

3' Devices are priced complete with standard trim and strike(s).  
2' add \$75 list, 4' add \$18 list.

Cylinders and sex bolts are not included in price unless noted.

For Concealed Vertical Cable Devices prices shown are for Door Opening Heights 6'0" to 10'0"

## EXIT HARDWARE

### Concealed Vertical Cable Devices

(Price includes 249 and 349 Strikes)

	US26D	US28	US32D	313	US10	US4/4A	US3/3A	315	US10B	Weight lbs.			Standard Trim
							US15 US26 643E			2'	3'	4'	
98/9949E0	1950	1731	1993	1872	1956	2025	2136	2533	2307	15	17	19	-
98/9949DT	2182	1963	2225	2121	2205	2212	2395	2782	2556	15	19	23	990DT
98/9949NL	2199	1980	2242	2128	2215	2228	2402	2789	2563	15	19	23	990NL-R/V
98/9949NL-OP	2067	1848	2110	1989	2073	2135	2255	2652	2424	15	19	23	110MD
98/9949TP	2281	2062	2324	2214	2286	2299	2494	2875	2649	16	19	22	990TP-R/V
98/9949TP-BE	2281	2062	2324	2214	2286	2299	2494	2875	2649	16	19	22	990TP-BE-R/V
98/9949K	2348	2129	2391	2292	2432	2374	2646	2953	2727	21	23	25	996K-R/V
98/9949K-BE	2348	2129	2391	2292	2432	2374	2646	2953	2727	21	23	25	996K-BE-R/V
98/9949K-DT	2339	2120	2382	2277	2417	2367	2625	2938	2712	21	23	25	996K-DT-R/V
98/9949K-NL	2339	2120	2382	2277	2417	2367	2625	2938	2712	21	23	25	996K-NL-R/V
98/9949L	2487	2268	2530	2423	2517	2529	2762	3084	2858	21	23	25	996L-R/V
98/9949L-BE	2487	2268	2530	2423	2517	2529	2762	3084	2858	21	23	25	996L-BE-R/V
98/9949L-DT	2368	2149	2411	2304	2437	2435	2636	2965	2739	21	23	25	996L-DT-R/V
98/9949L-NL	2368	2149	2411	2304	2437	2435	2636	2965	2739	21	23	25	996L-NL-R/V

## FIRE EXIT HARDWARE

### Concealed Vertical Cable Devices

(Price includes 249 and 349 Strikes)

98/9949E0-F	2126	1907	2169	2048	2132	2201	2312	2709	2483	15	17	19	-
98/9949NL-F	2375	2156	2418	2304	2391	2404	2578	2965	2739	15	19	23	990NL-R/V
98/9949NL-OP-F	2243	2024	2286	2165	2249	2311	2431	2828	2600	15	19	23	110MD
98/9949TP-F	2457	2238	2500	2390	2462	2475	2670	3051	2825	16	19	22	990TP-R/V
98/9949TP-BE-F	2457	2238	2500	2390	2462	2475	2670	3051	2825	16	19	22	990TP-BE-R/V
98/9949K-F	2524	2305	2567	2468	2608	2550	2822	3129	2903	21	23	25	996K-R/V
98/9949K-BE-F	2524	2305	2567	2468	2608	2550	2822	3129	2903	21	23	25	996K-BE-R/V
98/9949K-NL-F	2507	2296	2558	2453	2593	2543	2801	3114	2888	21	23	25	996K-NL-R/V
98/9949L-F	2663	2444	2706	2599	2693	2705	2938	3260	3034	21	23	25	996L-R/V
98/9949L-BE-F	2663	2444	2706	2599	2693	2705	2938	3260	3034	21	23	25	996L-BE-R/V
98/9949L-NL-F	2544	2325	2587	2480	2613	2611	2812	3141	2915	21	23	25	996L-NL-R/V

### 98/9949 Notes:

**Finish** - US32D and US15 finishes available on Series 98 only.

**Finish** - US3A, US4A, consult factory for lead time.

**Finish** - US10B finish has 313 finish device with US10B parts.

**Door Opening Height** - Specify door opening height if other than default.

For door opening heights more than 10', consult factory.

### For Concealed Vertical Cable Devices - Less Cable System (LCS) Deduct \$961 LIST

Nominal Door Opening Height		Top Cable	Bottom Cable
72"-82"	6' - 6'10"	47250398	47250403
>82"-96"	*6'10" - 8'	47250175	47250178
>96" - 110"	>8' - 9'2"	47250176	47250179
>110" - 120"	>9'2" - 10'	47250177	47250180

\*Default door opening height

Prices subject to change without notice.

 Indicates products that have EPD documentation available and meet LEED v4.

**3' Devices are priced complete with standard trim and strike(s).  
2' add \$75 list, 4' add \$18 list.  
Cylinders are not included in price unless noted.**

## EXIT HARDWARE

### Wood Door Concealed Vertical Cable Devices

(Price includes 150 and 450 Strikes, Sex Bolts and Scalp Plate)

	US26D	US28	US32D	313	US10	US4/4A	US3/3A US15 US26 643E	315	US10B	Weight lbs.			Standard Trim/ Control
										2'	3'	4'	
98/9950WDC-EO	2069	1855	2119	2008	2086	2160	2319	2646	2475	15	17	19	—
98/9950WDC-DT	2301	2087	2351	2257	2335	2347	2578	2895	2724	15	19	23	990DT
98/9950WDC-NL	2318	2104	2368	2264	2345	2363	2585	2902	2731	15	19	23	990NL-R&V
98/9950WDC-NL-OP	2186	1972	2236	2125	2203	2270	2438	2765	2592	15	19	23	110WD
98/9950WDC-TP	2400	2186	2450	2350	2416	2434	2677	2988	2817	16	19	22	990TP-R&V
98/9950WDC-TP-BE	2400	2186	2450	2350	2416	2434	2677	2988	2817	16	19	22	990TP-BE-R&V
98/9950WDC-K	2467	2253	2517	2428	2562	2509	2829	3066	2895	17	21	25	996K-R&V
98/9950WDC-K-BE	2467	2253	2517	2428	2562	2509	2829	3066	2895	17	21	25	996K-BE-R&V
98/9950WDC-K-DT	2458	2244	2508	2413	2547	2502	2808	3051	2880	17	21	25	996K-DT-R&V
98/9950WDC-K-NL	2458	2244	2508	2413	2547	2502	2808	3051	2880	17	21	25	996K-NL-R&V
98/9950WDC-L	2606	2392	2656	2559	2647	2664	2945	3197	3026	21	23	25	996L-R&V
98/9950WDC-L-BE	2606	2392	2656	2559	2647	2664	2945	3197	3026	21	23	25	996L-BE-R&V
98/9950WDC-L-DT	2487	2273	2537	2440	2567	2570	2819	3078	2907	21	23	25	996L-DT-R&V
98/9950WDC-L-NL	2487	2273	2537	2440	2567	2570	2819	3078	2907	21	23	25	996L-NL-R&V

**For Devices Less Cable System (LCS) Deduct \$1101 List**

## FIRE EXIT HARDWARE

### Wood Door Concealed Vertical Cable Devices

(Price includes 150 and 450 Strikes, Sex Bolts and Scalp Plate)

98/9950WDC-EO-F	2369	2155	2419	2308	2386	2460	2619	2946	2775	15	17	19	—
98/9950WDC-NL-F	2618	2404	2668	2564	2645	2663	2885	3202	3031	15	19	23	990NL-R&V
98/9950WDC-NL-OP-F	2486	2272	2536	2425	2503	2570	2738	3065	2892	15	19	23	110WD
98/9950WDC-TP-BE-F	2700	2486	2750	2650	2716	2734	2977	3288	3117	16	19	22	990TP-R&V
98/9950WDC-TP-F	2700	2486	2750	2650	2716	2734	2977	3288	3117	16	19	22	990TP-BE-R&V
98/9950WDC-K-F	2767	2553	2817	2728	2862	2809	3129	3366	3195	17	21	25	996K-R&V
98/9950WDC-K-BE-F	2767	2553	2817	2728	2862	2809	3129	3366	3195	17	21	25	996K-BE-R&V
98/9950WDC-K-NL-F	2758	2544	2808	2713	2847	2802	3108	3351	3180	17	21	25	996K-NL-R&V
98/9950WDC-L-F	2906	2692	2956	2859	2947	2964	3245	3497	3326	21	23	25	996L-R&V
98/9950WDC-L-BE-F	2906	2692	2956	2859	2947	2964	3245	3497	3326	21	23	25	996L-BE-R&V
98/9950WDC-L-NL-F	2787	2573	2837	2740	2867	2870	3119	3378	3207	21	23	25	996L-NL-R&V

**For Devices - Less Cable System (LCS) Deduct \$1416 List**

### 98/9950WDC Notes:

**Finish** - US32D and US15 finishes available on Series 98 only.

**Finish** - US3A, US4A, consult factory for lead time.

**Finish** - US10B finish has 313 finish device with US10B parts.

**Door Opening Height** - must be specified when placing an order. Other heights over 10' are available, consult factory for lead time.

**Non-Standard Center Lines or Threshold installed** - consult customer support.

Standard Door Opening Height Range	Top Cable	Bottom Cable
6'8" - 7'0"	24648180	24647265
7'1" - 8'0"	24647273	24647265
8'1" - 9'0"	24647281	24647265
9'1" - 10'0"	24647299	24647265

Prices subject to change without notice.

 Indicates products that have EPD documentation available and meet LEED v4.

# 98/99 Series - Options

## Accessible Device

Prefix		List Add
<b>AX</b>	Accessible device compliant with the California Building Code (Section 11B-309.4) requirement for 5 lb. maximum operation force. Available on AX98/99, AX98/99-F Rim, AX98/9949 LBL, LBL-AFL, AX98/9927-LBR, AX98/9927-LBR-F, 98/9950WDC-LBL, 98/9950WDC-LBL-F. Trim functions available EO, DT, NL, L, LBE, LDT and LNL. EL option available. Not available with QEL or CX	56

## Cylinder Dogging

Not for use with Fire Exit Hardware

Prefix		List Add
<b>CD</b>	Standard Baseplate Cylinder dogging available on all 98/99 Series Panic Devices excluding the 2' device.	88
<b>CD-CX</b>	Center case dogging available on all Chexit 98/99 Rim/27/47/48/49/57 Panic Devices. Specify handling.	402
<b>CI</b>	Cylinder Dogging Indicator available on all 98/99 Series Panic Devices Not available with EL/QEL electrical option, Chexit device or the 2' device.	242
<b>DI</b>	Dogging indicator available on all 98/99 Series Panic Devices excluding the 2' device.	228
<b>LD</b>	Less Dogging available on all 98/99 Series Panic Devices.	41
<b>CDSI</b>	Cylinder Dogging w/ Indicator	291
<b>HDSI</b>	Hex Dogging w/ Indicator	209
<b>SD</b>	Special center case dogging available on 98/99 Rim/27/57/47/48/49/50WDC Panic Devices ONLY. Can be used with the "EL and QEL" option. Refer to page 69 for pricing. <b>Specify handling.</b>	372

## Double Cylinder

Suffix		List Add
<b>-2</b>	98/99 Rim	303
	98/9975 Mortise Device (includes 7500-2 lock) Double Cylinder application available with TP, TP-BE, K, K-BE, L, & L-BE functions only. <b>Specify handling.</b>	487
<b>-2SI</b>	Double Cylinder with Security Indicator available on 98/99 Rim only. Rim cylinder sold separately. Cylinder with T-Turn available from Schlage, order part # XB 11-979 Double Cylinder application with Security Indicator available with TP, TP-BE, K, K-BE, L, & L-BE functions only. Specify handling.	508
<b>971220-00</b>	Lock/Unlock label only, order part number 971220-00.	9.00

## Hurricane Device

Hurricane devices are listed with Steelcraft doors. Contact factory for specific requirements.

List add prices are for the strike price adjustment only. Mullions are priced separately on page 99.

Prefix		List Add
<b>HH</b>	Available on the following 98/99 Series Panic Devices: 98/99 Rim x 9954 Mullion w/299-F (order mullion as "blank") 98/9957 w/299-F Strike 98/9927 w/299-F Strike 98/9975 Device with Standard Strike 98/9947 Device with Standard Strikes 98/9949 Device with Standard Strikes Less trim requires sexbolts	15 30 15 NC NC NC 66

## Windstorm Devices

Windstorm devices are certified to comply with ICC 500 Standard for the Design and Construction of Storm Shelters, and the Federal Emergency Management Agency's publication FEMA 361 — Design and Construction Guidance for Community Safety.

Windstorm devices are listed with Steelcraft Paladin doors for tornado listings and Steelcraft "H" Series doors for Hurricane listings.

Prefix		List Add
<b>WS</b>	Available on the 98/9927/57 Series Devices - Specify Handling (Not available with EL option and LNL/NL trim function) QEL is available. <b>For Replacement Parts, contact Customer Care 877-671-7011</b>	1194

Door Applications For WS98/9927 - 8'0" x 8'0" Pairs (swing same direction) 4'0" x 8'0" Single (non-fire rated only) Flush Hollow Metal. UL - FEMA 361 certified.

For WS98/9957 - 4'0" x 8'0" Single (fire and non-fire rated) Flush Hollow Metal. UL-FEMA 361 certified.

Miami-Dade Co. / FBC will list compliance to: TAS 201, TAS 202, TAS 203.

Design Load Rating: +150/-150 PSF (245 MPH Wind Zone)

Enhanced Hurricane Protection (EHPA) ASTM E1996 / ANSI/ICC 500 (245 MPH Wind Zone) / UL - ANSI/ICC 500 certified of F5 - Tornado applications.

Prices subject to change without notice.

 Indicates products that have EPD documentation available and meet LEED v4.

## Insulclad or Applied Panel

Not available for fire door applications

Suffix		List Add
INS-2	1/2" Panel - for 98/9947 devices.	144
INS-4	1/4" Panel - for 98/9947 devices.	238
INS-2 KIT-9947	1/2" Panel Kit - for 98/9947 devices - order part number 051841-00	144
INS-4 KIT-9947	1/4" Panel Kit - for 98/9947 devices - order part number 051842-00	238
INS-2	1/2" Panel - for 98/9949 devices.	144
INS-4	1/4" Panel - for 98/9949 devices.	238
INS-2 KIT-9949	1/2" Panel Kit - for 98/9949 devices - order part number 24122285	144
INS-4 KIT-9949	1/4" Panel Kit - for 98/9949 devices - order part number 24122327	238

## Less Bottom Rod/Less Bottom Latch

Suffix			
LBR	Less bottom rod with UL Fire Label 98/9927-F, 98/9947-F and 98/9947WDC-F Devices. LBR fire-rated devices must be ordered in pairs of vertical rod devices.		NC
		<b>Deduct</b>	
	Less bottom rod, Panic 98/9927		106
	Less bottom rod, Panic 98/9947, 98/9947WDC		113
		<b>List Price</b>	
LBR KIT	Fire Latch Kit, complete auxiliary bolt field replacement kit. Order part number 050171-32		419
LBL	Less bottom latch available on 98/9949A and 98/9950WDC (Panic)	<b>LBL Only</b>	<b>Deduct</b>
			114
	98/9949-F LBL and 98/9950WDC-F-LBL devices must be ordered in pairs of vertical latch devices with one Fire Pin Kit per pair: First Leaf - 98/9949-F LBL and 98/9950WDC-F-LB LBL Only	<b>LBL Only</b>	<b>Deduct</b>
			114
	Second Leaf - 98/9949-F LBL and 98/9950WDC-F-LBL LBL Only with Fire Pin Kit		<b>Add</b>
			23
		<b>List Price</b>	
49 Fire Pin Kit	49 Fire Pin Kit, complete auxiliary bolt field replacement kit. Order part number 051860-32		138

## Pullman Latches

Not available for fire door applications

Prefix		List Add
PL	98/9927 Device PL Top and PL Bottom	224
	98/9947 Device PL Top and PL Bottom	318
ES	98/9927 Panic Device LBR with PL top Latch for electric strike application.	112
	98/9947 Panic Device LBR with PL top Latch for electric strike application.	159
	<b>CAUTION: A Panic LBR device is only a one point latching instead of two point. Security of the opening may be compromised.</b>	

## Touchbar Options

Suffix		List Add
BRAILLE	Vision Impaired Touchpad, Raised Letters and Braille (US32D) Standard copy "Caution Stairwell." Other copy up to 20 alpha/numeric characters, one line, available, consult factory. <b>Specify handling.</b>	114
PUSH	Brass, Bronze and Stainless Touchbar trims embossed "PUSH." No additional charge when specified with device. <b>Specify handling.</b>	NC
RSS	Red silk-screened lettered Touchbar trims (as standard on SS devices). "Emergency Exit Only, Push to Open and Sound Alarm" No additional charge when specified with device. <b>Specify handling.</b>	NC
KN	Knurled Touchpad No additional charge when specified with device.	NC
SG	Safety Glow feature - for 3' device	415
	Safety Glow feature - for 4' device	432

CUSTOM GRAPHICS available on pushbar trim. See page 8 for details.

Prices subject to change without notice.

 Indicates products that have EPD documentation available and meet LEED v4.

# 98/99 Series - Options (continued)

## Weep Holes

<i>Suffix</i>		<b>List Add</b>
<b>WH</b>	Drainage (Weep) Holes in Mechanism Case 3' device will have 4 holes - 6" spacing, 4' device will have 6 holes - 6" spacing <b>CAUTION: A Panic LBR device is only a one point latching instead of two point. Security of the opening may be compromised.</b>	81

## 49 Cable System

(Device Type and Door Opening Height must be specified when ordering)

<i>Prefix</i>	<i>Suffix</i>		<b>List Price</b>
<b>CS</b>		<b>Complete Cable System -</b> Includes: Top and Bottom Strikes, Latches, Centerslides, Cables and Mounting Packs	Door Opening Heights - 6'0" to 10'0" 961
<b>CS</b>	<b>LBL</b>	<b>Cable System - Less Bottom Latch</b> Includes: Top Strike, Top Latch, Top Cable, Centerslides, Mounting Packs	Door Opening Heights - 6'0" to 10'0" 846
<b>CS</b>	<b>LBL - 49AFL</b>	<b>Cable System - Less Bottom Latch - with Fire Pin Kit</b> Includes: Top Strike, Top Latch, Top Cable, Centerslides, Mounting Packs and Fire Pin Kit	Door Opening Heights - 6'0" to 10'0" 994

## 50 WDC Cable System

(Device Type and Door Height must be specified when ordering)

<i>Prefix</i>	<i>Suffix</i>		<b>List Add</b>
<b>CS</b>		<b>Complete Cable System</b> Includes: Top and Bottom Latches, Strikes, Cables, Centerslide, Mounting Packs	1101
<b>CS</b>	<b>F</b>	<b>Fire-Rated Complete Cable System</b> Includes: Top and Bottom Latches, Strikes, Cables, Centerslide, Mounting Packs, Fire kit	1416
<b>CS</b>	<b>LBL</b>	<b>Cable System - Less Bottom Latch</b> Includes: Top Latch, Strike, Cable, Centerslide, Mounting Packs	990
<b>CS</b>	<b>LBL-F</b>	<b>Fire-Rated Cable System - Less Bottom Latch</b> Includes: Top Latch, Strike, Cable, Centerslide, Mounting Packs, Fire kit, Fire Pin kit	1305

## Anti-Microbial Finish

<i>Suffix</i>		<b>List Add</b>
<b>AM</b>	Antimicrobial Coating available in US26D and US32D, use suffix-AM when ordering. Example US26D-AM	
	<b>For Device with or without Trim</b>	62
	<b>For Trim Only (US26D-AM)</b>	29

Prices subject to change without notice.

 Indicates products that have EPD documentation available and meet LEED v4.

**Pneumatic Devices**

Prefix		List Add
PN	Pneumatic	1289
Accessories		Order Part Number
PNT-1	Pneumatic Power Transfer	012014-36
PN Connector	Pneumatic Connector	051827-00
PN Tubing	25' length	051828-00
	50' length	051823-00
	100' length	051824-00
	200' length	051825-00
		Each Price
		564
		35
		23
		30
		51
		97

**Electric Latch Retraction**

See 98/99 Product Catalog for required accessory equipment

Prefix		List Add
EL	Electric Latch Retraction - available on all 98/99 Series Devices	839
HD-EL	Electric Latch Retraction with Hex Dogging feature - available on all 98/99 Series Panic Device	839
SD-EL	Special center case dogging available with "EL" option on 98/99Rim/27/57/47/48/49/50 panic devices. <b>Specify handing.</b>	1211
QEL	Quiet Electric Latch Retraction - available on all 98/99 Series Devices	887
HD-QEL	Quiet Electric Latch Retraction with hex Dogging feature (Panic Only)	887
SD-QEL	Special center case dogging available with "QEL" option on 98/99Rim/27/57/47/48/49/50 panic devices. <b>Specify handing.</b>	1241

EL Conversion Kit - 3' / 4'	Order part number 050070-00 / 050078-00	979
EL Conversion Kit - w/Connectors - 3' / 4'	Order part number 050853-00 / 050854-00	979
HD-EL Conversion Kit - 3' / 4'	Order part number 050384-00 / 050385-00 (Panic Only)	979
HD-EL Conversion Kit - w/Connectors - 3' / 4'	Order part number 050855-00 / 050856-00 (Panic Only)	979
QEL Baseplate Conv. Kit - 3' / 4'	Order part number 958003-00 / 040065-00	932
QEL Baseplate Conv. Kit w/Connectors - 3' / 4'	Order part number 040063-00 / 040066-00	932
HD-QEL Baseplate Conv. Kit - 3' / 4'	Order part number 958004-00 / 040067-00 (Panic Only)	932
HD-QEL Baseplate Conv. Kit w/Connectors - 3' / 4'	Order part number 040064-00 / 040068-00 (Panic Only)	932
QEL Modular Conv. Kit	Order part number 114317-00	887
QEL Modular Conv. Kit w/Connectors	Order part number 040061-00	887
HD-QEL Modular Conv. Kit	Order part number 958002-00 (Panic Only)	887
HD-QEL Modular Conv. Kit w/Connectors	Order part number 040062-00 (Panic Only)	887

**Exit Alarm**

Suffix		List Add
ALK	Exit Alarm available on 33A, 35A series Panic and Fire Devices. Price includes switch - "RX" switch, "LX" is optional at no additional charge. For vertical rod tampering monitoring on Surface Vertical Devices, specify device with LX (Latch Bolt Monitor Switch). To order Less Switch, <b>Deduct \$227</b> list. 9 volt battery included.	562

**Switches**

Prefix		List Add
RX	Request to Exit - available on all 98/99 Series Devices	227
RX-LC	Request to Exit Low Current - available on all 98/99 Series Devices	263
RX-2	Request to Exit Double Switch - available on all 98/99 Series Devices	282
RX-AUX	RX to RX-2 Conversion - Order part number 050271	235
WP-RX	Waterproof Request to Exit - available on all 98/99 Series Devices	327
* LX	Latchbolt Monitoring - available on all 98/99 Series Devices.	227
* LX-LC	Latchbolt Monitoring Low Current - available on all 98/99 Series Devices except 98/9975.	263
* LX-RX	Request to Exit/Latchbolt Monitoring combination available on all 98/99 Series Devices except 98/9975.	343
* LX-RX-LC	Request to Exit/Latchbolt Monitoring combination Low Current available on all 98/99 Series Devices except 98/9975.	410
SS	Signal Switch - for Rim and Vertical Rod Devices -Specify Handing.	464
	Signal Switch - for Mortise Device (includes SS7500 lock) - Specify Handing.	691

\* For Latchbolt monitoring on **98/9975 Mortise Devices** specify the SS7500 lock and **add \$227 list** per device.

For 98/9949, LX switch monitors trim input or electric dogging of EL/QEL devices. LX switch does not monitor latch condition.

See page 107 for field-installed switch kit part numbers.

**Prices subject to change without notice.** Indicates products that have EPD documentation available and meet LEED v4.

# 98/99 Series - Options (continued)

## Electric Unlocking

Prefix		List Add
<b>E</b>	<b>Electric Unlocking of outside trim</b> - for all 98/9975 Mortise Devices. Available with TP, K, or L functions only "AC" current requires 12 or 24VAC-SO rectifier kit. <b>Add \$38 list per device.</b> Specify FAIL SECURE (FSE) or FAIL SAFE (FS).	562
<b>E996</b>	<b>Electric Unlocking of outside E996 Trim</b> - for 98/99 rim, mortise, surface vertical and concealed vertical devices. Available with L or LBE functions only. Specify handing. Available 24VDC, Fail Safe (FS) and Fail Secure (FSE). Can also be converted in the field. <b>See Page 93 for pricing and optional lever designs.</b>	562
	<b>RETROFIT KITS FOR EXISTING 996L TRIM</b>	
	996 R/V/C Conversion to E Kit	Order part number 050672-00 626
	996 Mort Conversion to E Kit	Order part number 050673-00 651

## Chexit

Prefix		List Add
<b>CX</b>	<b>Chexit – Controlled Exit Device</b> - available on all 98/99 Series Devices 15 Second Delay furnished standard. DT Function requires an electric strike to access opening. For CX98/9927 and CX98/9957 panic and fire devices, two Rod Guards (RGO) supplied standard. <b>Add \$530 list</b> per device. For doors over 7' additional RGO's will be added as needed to protect the rods. For each additional RGO, <b>add \$265 List.</b> For latch protection, latch guards (LGO) found on page 100 can be ordered separately.	1651

Chexit Options:		List Add
<b>RCM</b>	Remote Chexit Module	235
<b>* RCM KIT-98</b>	Less Module - specify part number 040199 and finish.	235
<b>* RCM KIT-99</b>	Less Module - specify part number 040198 and finish.	235
<b>0 Delay</b>	0 Second Delay	121
<b>**30 Delay</b>	30 Second Delay	121
<b>BOCA-15 Delay</b>	15 second delay with BOCA Modification	121
<b>**BOCA-30 Delay</b>	30 second delay with BOCA Modification	121
<b>**Other Delays</b>	2-60 Seconds in 2 second intervals or infinite delay	162

\* 15 second Module sold separately. Specify part number **040086**.

**\*\* Over 15 second delay requires a letter of approval from the authority having local jurisdiction over the premises prior to the installation of the device. Allegion cannot grant such approval nor does it warrant local jurisdiction compliance.**

Chexit is not available with any electrical options (EL, QEL, PN).

Chexit is not available with any switches (RX, RXLC, RX2, WPRX, LX, LXLC, LXR, LXRXL, SS)

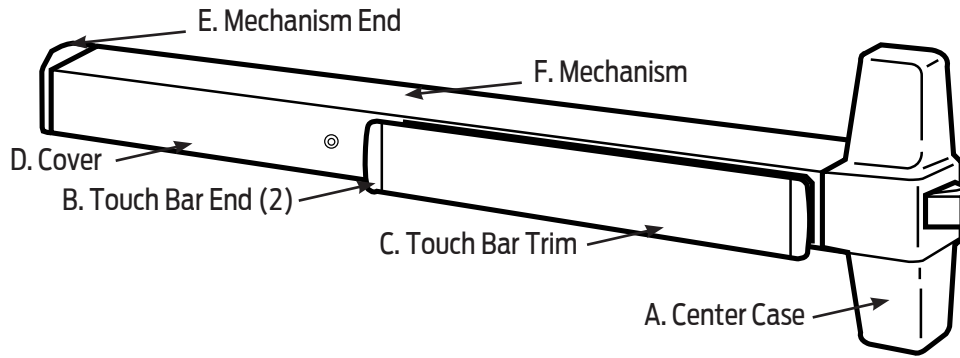
## Connectors

Suffix		List Add
<b>CON</b>	Cross-category solution using common interconnect components for electrified options. <b>Available with ALK, LX, LXLC, LXR, LXRXL, RX and RXLC switches, EL, QEL, CX, E996, E7500, SS7500</b>	N/C

Prices subject to change without notice.

 Indicates products that have EPD documentation available and meet LEED v4.

# Finish Chart - XP98/XP99 Series



## Standard Finishes

Color	US Number	BHMA Number	A, B, E	C -Touch Bar Trim Finishes	D, F
Bright Brass	US3	605	Bright Brass	Bright Brass US3, 605	Buffed Anodized
Satin Brass	US4	606	Satin Brass	Satin Brass US4, 606	Anodized
Satin Bronze	US10	612	Plated/Anodized	Satin Bronze US10, 725	Anodized
Satin Nickel	US15	619	Plated, Clear Powder Coat	Satin Stainless Steel US32D, 630	Anodized
Polished Chrome	US26	625	Plated	Bright Stainless Steel US32, 629	Buffed Anodized
Satin Chrome	US26D	626	Powder Coat	Satin Stainless Steel US32D, 630	Anodized
Anodized Aluminum	US28	628	Powder Coat	Satin Stainless Steel US32D, 630	Anodized
Satin Stainless Steel	US32D	630	Stainless Steel	Satin Stainless Steel US32D, 630	Anodized
Duranodic Dark Bronze	313	710	Powder Coat	Powder Coat 313, 710	Powder Coat
Black	315	711	Powder Coat	Powder Coat 315, 711	Powder Coat

US15 and US32D available on XP98 Series only.

## Special Finishes

Color	US Number	BHMA Number	A, B, E	C -Touch Bar Trim Finishes	D, F
Bright Bronze	US9	611	Plated	Bright Bronze US9, 611	Buffed Anodized
Satin Bronze, Oil-Rubbed	US10B	613	Oil-Rubbed	Oil-Rubbed, US10B	Powder Coat
Satin Chrome, Antimicrobial	US26D-AM	626-AM	AM Clear over Chrome	AM Clear over Satin Stainless Steel US32D, 630	AM Clear over Anodized
Satin Stainless Steel, Antimicrobial	US32D-AM	630-AM	AM Clear over Stainless Steel	AM Clear over Satin Stainless Steel US32D, 630	AM Clear over Anodized
Powder Coat	RAL # *	--	Powder Coat	Satin Stainless Steel US32D, 630 (unless specified to match device)	Powder Coat

\* See Finish page for optional RAL color information.

### FINISH NOTES:

US15, US32D, US32D-AM available on XP98 Series only.

## XP98 / XP99 Series Sex Bolt Quantities

Application	425 Sex Bolt (Optional)	825 Sex Bolt (Supplied)
DT, EO, NL, TP, K or L Device with trim	2	
99 NLOP Device with 110MD/WD	6	
99 EO Device (exit device only)	6	
99-F Wood Door with trim		2

Prices subject to change without notice.

 Indicates products that have EPD documentation available and meet LEED v4.



# XP98/XP99 Series - Summary

## Type of Device

Rim

## Function

<b>EO</b> (Exit Only)	<b>DT</b> (Dummy Trim)	<b>L</b> (Lever-06 Standard)	<b>LBE</b> (Lever-Blank Escutcheon)
<b>NL</b> (Night Latch-Key Retracts)	<b>NLOP</b> (Night Latch, Opt. Pull)	<b>LDT</b> (Lever-Dummy Trim)	<b>LNL</b> (Lever-Night Latch)
<b>TP</b> (Thumbpiece)	<b>TPBE</b> (Thumbpiece - Blank Escutcheon)	<b>K</b> (Knob)	<b>KBE</b> (Knob Blank Escutcheon)
		<b>KDT</b> (Knob Dummy)	<b>KNL</b> (Knob Night Latch)

## Rating

**None** (Panic Exit Device)      **- F** (Fire Exit Device)

## Device Finish

<b>US3</b> (Bright Brass)	<b>US4</b> (Satin Brass)	<b>US9</b> (Bright Bronze)	<b>US10</b> (Satin Bronze)
<b>US10B</b> (Satin Bronze-Oil Rubbed)	<b>US26</b> (Bright Chrome)	<b>US26D</b> (Satin Chrome)	<b>US26D-AM</b> (Antimicrobial)
<b>US28</b> (Anodized Aluminum)	<b>313</b> (Duranodic Dark Bronze)	<b>315</b> (Black)	<b>643E</b> (Aged Bronze)
<b>US32D / US32D-AM</b> (Satin Stainless Steel) & <b>US15</b> (Satin Nickel) XP98 Series only			<b>US10B</b> (Satin Bronze- Oil Rubbed)

## Device Length (Feet and Inches)

**3'** (3' Device for 2' 4" - 3' Door)      **4'** (4' Device for 2' 10" - 4' Door)

## Device Handing

**RHR** (Right Hand Reverse)      **LHR** (Left Hand Reverse)

## Touch Bar Trim Options

**RSS** (Emergency Exit- US32D only)      **EMB** (Embossed - Push)      **BR** (Braille - US32D only)      **KN** (Knurled)

**SG** (Safety Glow)

## Touch Bar Finish

**US3** (Bright Brass)      **US4** (Satin Brass)      **US10** (Satin Bronze)      **US19** (Flat Black)

**US32** (Bright Stainless)      **US32D-AM** (Antimicrobial)      **US32D** (Satin Stainless)      **313** (Duranodic Dark Bronze)

**US10B** (Satin Bronze-Oil Rubbed)

## Dogging Options

**CD** (Cylinder Dogging - Panic Only)      **DI** (Dogging Indicator)      **CI** (Cylinder Dogging Indicator)

**LD** (Less Dogging Kit)      **HDSI** (Hex Dogging w/Indicator)      **CDSI** (Cylinder Dogging w/Indicator)      **SD** (Center Case Dogging)

## Switch Options

**RX** (Request to Exit)      **RXLC** (RX Low Current)      **RX2** (RX Double Switch)      **WP-RX** (Waterproof RX)

**LXLC** (LBM Low Current)      **LXRXL** (LBM RX Low Current)

## Electric Options

**EL** (Electric Latch Retraction)      **QEL** (Quiet Electric Latch Retraction)

Prices subject to change without notice.

 Indicates products that have EPD documentation available and meet LEED v4.

(continued) **Summary - XP98/99 Series** 

**Device Options**

<b>AX</b> (Accessible Device)	<b>ALK</b> (Exit Alarm)	<b>CX</b> (Chexit - Controlled Exit)	<b>CX-RCM</b> (Chexit - Remote Module)
<b>-2</b> (Double Cylinder)	<b>CON</b> (Connectors)	<b>CYL</b> (Include Cylinder)	<b>GBK</b> (Include Glass Bead Kit)
<b>SEC</b> (Include Security Screws)	<b>SLM</b> (Include SLM Blocking)	<b>SNB</b> (Include Sexbolts)	
<b>WH</b> (Drainage/Weep Holes in Mechanism Case - 3' device will have 4 holes - 6" spacing, 4' device will have 6 holes - 6" spacing)			

**CHEXIT Options**

<b>15</b> (15 Second Delay)	<b>B15</b> (BOCA 15 Second Delay)	<b>M15</b> (15 Second Mute Delay)	<b>0</b> (0 Second Delay)
<b>30</b> (30 Second Delay)	<b>B30</b> (BOCA 30 Second Delay)	<b>INF</b> (Infinite Delay)	<b>2-60 Seconds</b> (2 second intervals)

**Strike Series**

<b>LS</b> (Less Strike)	<b>909</b> (Std. Panic & Fire)	<b>954</b> (Opt. Mullion)
-------------------------	--------------------------------	---------------------------

**Strike Finish**

<b>US19</b> (Flat Black)
--------------------------

**Trim Options**

<b>LT</b> (Less Trim)	<b>996</b> (Std. Lever Trim)	<b>VR910</b> (Vandal Resistant)	<b>110MD / 110WD</b> (Std. on NL-OP)
<b>392-7</b> (Opt. Pull Dummy Trim)	<b>990</b> (Std. Rim)	<b>E996</b> (Electric 996)	<b>696 / 696WDF</b> (Opt. Lever Trim)
<b>697 / 697WDF</b> (Opt. Lever Trim)			

**Trim Finish**

<b>US3</b> (Bright Brass)	<b>US4</b> (Satin Brass)	<b>US10</b> (Satin Bronze)	<b>US10B</b> (Satin Bronze-Oil Rubbed)
<b>US26</b> (Bright Chrome)	<b>US26D</b> (Satin Chrome)	<b>SPBLK</b> (Black Painted)	<b>313</b> (Duranodic Dark Bronze)
<b>US15</b> (Satin Nickel)			

**Trim Lever Styles** 06 Lever Standard

<b>ACC</b> (Accent Lever)	<b>AST</b> (Asti Lever)	<b>MER</b> (Merona Lever)
<b>03K</b> (03 Knurled Lever)	<b>06K</b> (06 Knurled Lever)	<b>01, 02, 03, 05, 06, 07, 12, 16, 17, 18</b> (Levers)
<b>03 SS, 06 SS, 17 SS, Latitude SS, Longitude SS, M57, M62</b> (Stainless Steel Levers)		<b>LAT</b> (Latitude)
<b>M51, M52, M53, M54, M55, M56, M61, M63, M81, M82, M83, M84, M85, ME1, ME2, ME3</b>		<b>LON</b> (Longitude)

**Door Material**

<b>AL</b> (Aluminum Door)	<b>HM</b> (Hollow Metal)	<b>WD</b> (Wood Door)	<b>CP</b> (Composite Door)
---------------------------	--------------------------	-----------------------	----------------------------

**Door Thickness**

<b>1.3/4</b> (1-3/4" Standard)	<b>2</b> (2" Thickness)	<b>2.1/4</b> (2-1/4" Thickness)
--------------------------------	-------------------------	---------------------------------

**Door Application**

<b>P</b> (Pair of Doors with Mullion)	<b>S</b> (Single Door)
---------------------------------------	------------------------

Prices subject to change without notice.

 Indicates products that have EPD documentation available and meet LEED v4.

# XP98/XP99 Series - Devices

3' Devices are priced complete with standard trim and strike(s),  
4' add \$18 list.  
Cylinders and sex bolts are not included in price unless noted.

## EXIT HARDWARE

### Rim Devices

(Prices includes 909 Strike)

	US26D	US28	US32D	313	US10	US4/4A	US3/3A	315	US10B	Wt. lbs.		Standard Trim/Control
							US15 US26 643E			3'	4'	
XP98/99EO	1415	1254	1436	1314	1432	1453	1646	2016	2016	14	17	-
XP98/99DT	1647	1486	1668	1563	1681	1640	1905	2265	2265	17	19	990DT
XP98/99NL	1664	1503	1685	1570	1691	1656	1912	2272	2272	17	19	990NL-R&V
XP98/99NL-OP	1532	1371	1553	1431	1549	1563	1765	2135	2135	15	18	110MD/WD
XP98/99TP	1746	1585	1767	1656	1762	1727	2004	2358	2358	16	20	990TP-R&V
XP98/99TP-BE	1746	1585	1767	1656	1762	1727	2004	2358	2358	16	20	990TP-BE-R&V
XP98/99K	1813	1652	1834	1734	1908	1802	2156	2436	2436	18	21	996K-R&V
XP98/99K-BE	1813	1652	1834	1734	1908	1802	2156	2436	2436	18	21	996K-BE-R&V
XP98/99K-DT	1804	1643	1825	1719	1893	1795	2135	2421	2421	18	21	996K-DT-R&V
XP98/99K-NL	1804	1643	1825	1719	1893	1795	2135	2421	2421	18	21	996K-NL-R&V
XP98/99L	1952	1791	1973	1865	1993	1957	2272	2567	2567	19	21	996L-R&V
XP98/99L-BE	1952	1791	1973	1865	1993	1957	2272	2567	2567	18	21	996L-BE-R&V
XP98/99L-DT	1833	1672	1854	1746	1913	1863	2146	2448	2448	18	21	996L-DT-R&V
XP98/99L-NL	1833	1672	1854	1746	1913	1863	2146	2448	2448	18	21	996L-NL-R&V

## FIRE EXIT HARDWARE

### Rim Devices

(Price includes 909 Strike for single door applications.)

(For double door applications, the 954 Strike will be supplied at an additional \$96 list add.)

XP98/99EO-F	1556	1444	1611	1539	1616	1695	1842	2230	2230	13	16	-
XP98/99NL-F	1805	1693	1860	1795	1875	1898	2108	2486	2486	16	18	990NL-R&V
XP98/99NL-OP-F	1673	1561	1728	1656	1733	1805	1961	2349	2349	14	17	110MD/WD
XP98/99TP-F	1887	1775	1942	1881	1946	1969	2200	2572	2572	17	19	990TP-R&V
XP98/99TP-BE-F	1887	1775	1942	1881	1946	1969	2200	2572	2572	17	19	990TP-BE-R&V
XP98/99K-F	1954	1842	2009	1959	2092	2044	2352	2650	2650	19	20	996K-R&V
XP98/99K-BE-F	1954	1842	2009	1959	2092	2044	2352	2650	2650	19	20	996K-BE-R&V
XP98/99K-NL-F	1945	1833	2000	1944	2077	2037	2331	2635	2635	19	20	996K-NL-R&V
XP98/99L-F	2093	1981	2148	2090	2177	2199	2468	2781	2781	18	20	996L-R&V
XP98/99L-BE-F	2093	1981	2148	2090	2177	2199	2468	2781	2781	18	20	996L-BE-R&V
XP98/99L-NL-F	1974	1862	2029	1971	2097	2105	2342	2662	2662	18	20	996L-NL-R&V

### XP98/99 Notes:

**Finish** - US32D and US15 finishes available on Series 98 only.

**Finish** - US3A, US4A, consult factory for lead time.

**Finish** - US10B finish has 313 finish device with US10B parts.

Prices subject to change without notice.

 Indicates products that have EPD documentation available and meet LEED v4.

## Accessible Device

Prefix		List Add
AX	AX Accessible device compliant with the California Building Code (Section 11B-309.4) requirement for 5 lb. maximum operation force. EL option available.	56

## Cylinder Dogging

(Not for use with Fire Exit Hardware)

Prefix		List Add
CD	Standard Baseplate Cylinder dogging available.	88
CI	Cylinder Dogging Indicator. Not available with EL/QEL electrical option.	242
CDSI	Cylinder Dogging Indicator w/Indicator	291
DI	Dogging indicator	228
HDSI	Hex Dogging w/Indicator	209
LD	Less Dogging	41
SD	Special center case dogging available on Panic Devices ONLY. Can be used with the "EL" option. Specify handling.	372

## Double Cylinder

Prefix		List Add
-2	Double Cylinder Option available for TP, K & L functions on XP98/99 RIM Devices. <b>Specify handling.</b>	303
-2SI	Double Cylinder with Security Indicator. Rim cylinder sold separately. Cylinder with T-Turn available from Schlage, order part # XB 11-979 Double cylinder with security indicator available with TP, TP-BE, K, K-BE, L, & L-BE functions only. <b>Specify handling.</b>	508
971220-00	Lock/Unlock label only, order part number 971220-00.	9.00

## Touchbar Options

Suffix		List Add
BRAILLE	Vision Impaired Touchpad, Raised Letters and Braille (US32D) Standard copy "Caution Stairwell." Other copy up to 20 alpha/numeric characters, one line, available, consult factory. <b>Specify handling.</b>	114
PUSH	Brass, Bronze and Stainless Touchbar trims embossed "PUSH." No additional charge when specified with device. <b>Specify handling.</b>	NC
RSS	Red silk-screened lettered Touchbar trims (as standard on SS devices). "Emergency Exit Only, Push to Open and Sound Alarm" No additional charge when specified with device. <b>Specify handling.</b>	NC
KN	Knurled Touchpad No additional charge when specified with device.	NC
SG	Safety Glow feature - for 3' device	415
	Safety Glow feature - for 4' device	432

CUSTOM GRAPHICS available on pushbar trim. See page 8 for details.

## Weep Holes

Suffix		List Add
WH	Drainage (Weep) Holes in Mechanism Case 3' device will have 4 holes - 6" spacing, 4' device will have 6 holes - 6" spacing	81

## Anti-Microbial Finish

Suffix		List Add
AM	Antimicrobial coating available in US26D, use prefix-AM when ordering. Example US26D-AM *US32D-AM available only on 98 series devices)	
	For Device with or without Trim	62
	For Trim Only (US26D-AM)	29

Prices subject to change without notice.

 Indicates products that have EPD documentation available and meet LEED v4.

# XP98/XP99 Series - Options (continued)

## Electric Latch Retraction

See XP98/XP99 Product Catalog for required accessory equipment

Prefix		List Add
EL	Electric Latch Retraction - available on all 98/99 Series Devices	839
HD-EL	Electric Latch Retraction with Hex Dogging feature - available on all 98/99 Series Panic Device	839
SD-EL	Special center case dogging available with "EL" option on 98/99Rim/27/57/47/48/49/50 panic devices. <b>Specify handing.</b>	1211
QEL	Quiet Electric Latch Retraction - available on all 98/99 Series Devices	887
HD-QEL	Quiet Electric Latch Retraction with hex Dogging feature (Panic Only)	887
SD-QEL	Special center case dogging available with "QEL" option on 98/99Rim/27/57/47/48/49/50 panic devices. <b>Specify handing.</b>	1241
EL Conversion Kit - 3' / 4'	Order part number 050070-00 / 050078-00	979
EL Conversion Kit - w/Connectors - 3' / 4'	Order part number 050853-00 / 050854-00	979
HD-EL Conversion Kit - 3' / 4'	Order part number 050384-00 / 050385-00 (Panic Only)	979
HD-EL Conversion Kit - w/Connectors - 3' / 4'	Order part number 050855-00 / 050856-00 (Panic Only)	979
QEL Baseplate Conv. Kit - 3' / 4'	Order part number 958003-00 / 040065-00	932
QEL Baseplate Conv. Kit w/Connectors - 3' / 4'	Order part number 040063-00 / 040066-00	932
HD-QEL Baseplate Conv. Kit - 3' / 4'	Order part number 958004-00 / 040067-00 (Panic Only)	932
HD-QEL Baseplate Conv. Kit w/Connectors - 3' / 4'	Order part number 040064-00 / 040068-00 (Panic Only)	932
QEL Modular Conv. Kit	Order part number 114317-00	887
QEL Modular Conv. Kit w/Connectors	Order part number 040061-00	887
HD-QEL Modular Conv. Kit	Order part number 958002-00 (Panic Only)	887
HD-QEL Modular Conv. Kit w/Connectors	Order part number 040062-00 (Panic Only)	887

## Exit Alarm

Suffix

		List Add
ALK	Exit Alarm Price includes switch - "RX" switch, "LXLC" is optional at no additional charge. To order Less Switch, <b>Deduct \$227 list.</b> 9 volt battery included.	562

## Switches

Prefix

		List Add
RX	Request to Exit	227
RX-LC	Request to Exit Low Current	263
RX-2	Request to Exit Double Switch	282
RX-AUX	RX to RX-2 Conversion - Order part number 050271.	235
WP-RX	Waterproof Request to Exit	327
LX-LC	Latchbolt Monitoring Low Current	263
LX-RX-LC	Request to Exit / Latchbolt Monitoring combination Low Current	410

See page 107 for field-installed switch kit part numbers.

Prices subject to change without notice.

 Indicates products that have EPD documentation available and meet LEED v4.

# Options - XP98/99 Series

## Electric Unlocking

Prefix		List Add
<b>E996</b>	E996 Electric Unlocking of outside E996 Trim - for XP98/99 rim devices. Available with L or LBE functions only. <b>Specify Handing</b> Available 24VDC, Fail Safe (FS) and Fail Secure (FSE). Can also be converted in the field. See Page 93 for pricing and optional lever designs.	562
<b>RETROFIT KITS FOR EXISTING 996L TRIM</b>		
	996 R/V/C Conversion to E Kit	Order part number 050672-00 626
	996 Mort Conversion to E Kit	Order part number 050673-00 651

## Chexit

Prefix		List Add
<b>CX</b>	<b>Chexit – Controlled Exit Device</b> 15 Second Delay furnished standard.	1651
<b>Chexit Options:</b>		<b>List Add</b>
	<b>RCM</b> Remote Chexit Module	235
	<b>* RCM KIT-98</b> Less Module - specify part number 040199 and finish.	235
	<b>* RCM KIT-99</b> Less Module - specify part number 040198 and finish.	235
	<b>0 Delay</b> 0 Second Delay	121
	<b>**30 Delay</b> 30 Second Delay	121
	<b>BOCA-15 Delay</b> 15 second delay with BOCA Modification	121
	<b>**BOCA-30 Delay</b> 30 second delay with BOCA Modification	121
	<b>**Other Delays</b> 2-60 Seconds in 2 second intervals or infinite delay	162

\* 15 second Module sold separately. Specify part number **040086**.

**\*\* Over 15 second delay requires a letter of approval from the authority having local jurisdiction over the premises prior to the installation of the device. Allegion cannot grant such approval nor does it warrant local jurisdiction compliance.**

Chexit is not available with any electrical options (EL, QEL, PN).

Chexit is not available with any switches (RX, RXLC, RX2, WPRX, LX, LXLC, LXX, LXXLC, SS)

## Connectors

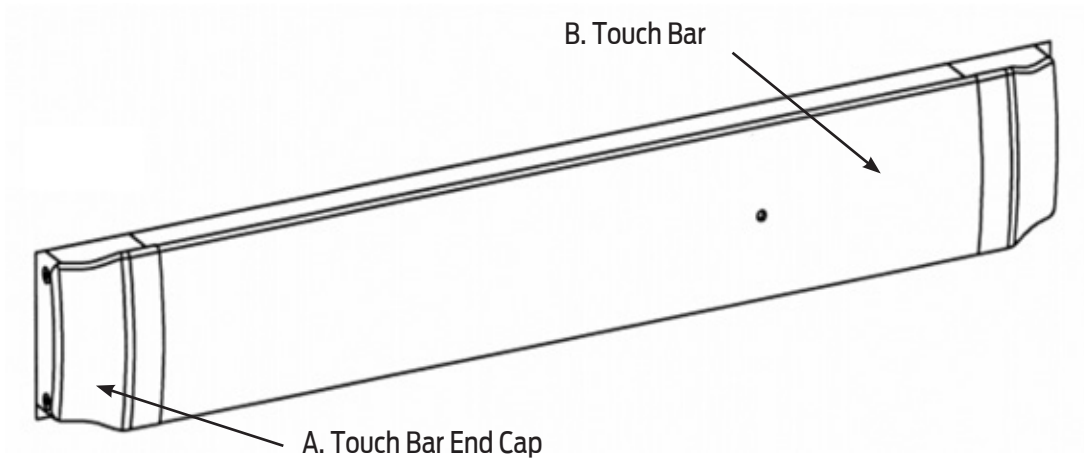
Suffix		List Add
<b>CON</b>	Cross-category solution using interconnect components for electrified options. <b>Available with ALK, LX, LXLC, LXX, LXXLC, RX and RXLC switches.</b>	N/C

## XP98/99 Retrofit Kits

Model	Description	US26D	313 315 US28	US3 US15 US26	US32D	US4 US10
<b>XP99-909</b>	98/99 Series Device conversion to XP with 909 strike. Order part number 050676 - Specify finish.	887	856	977	920	881
<b>XP99-954</b>	98/99 Series Device conversion to XP with 954 strike. Order part number 050675 - Specify finish.	983	952	1053	1015	977

Prices subject to change without notice.

# 94/95 INPACT Series - Finish Chart



## Standard Finishes

Color	US Number	BHMA Number	A	B -Touch Bar Finishes*
Bright Brass	US3	605	Powder Coat - Black 315, 622	Bright Brass US3
Satin Brass	US4	606	Powder Coat - Black 315, 622	Satin Brass US4
Satin Bronze	US10	612	Powder Coat - Black 315, 622	Satin Bronze US10
Polished Chrome	US26	625	Powder Coat - Black 315, 622	Bright Stainless Steel US32
Satin Chrome	US26D	626	Powder Coat - Black 315, 622	Satin Stainless Steel US32D
Anodized Aluminum	US28	628	Powder Coat - Black 315, 622	Satin Stainless Steel US32D
Duranodic Dark Bronze	313	710	Powder Coat - Black 315, 622	Powder Coat 313, 710
Satin Chrome, Antimicrobial	US26D-AM	626-AM	AM Clear over 622	AM Clear over Anodized

\* Anodized Equivalent  
No Sex Bolts are needed for the **94/95 Series** device.

Prices subject to change without notice.

# Summary - 94/95 INPACT Series

## EXIT HARDWARE

### Type of Device

94/9547 (Concealed Vertical Rod)    94/9548 (Concealed Vertical Rod)    94/9575 (Mortise Lock)

### Function

EO (Exit Only)                      DT (Dummy Trim)                      L (Lever-06 Standard)                      LDT (Lever-Dummy Trim)  
 NL (Night Latch-Key Retracts)    LBE (Lever-Blank Escutcheon)                      TL (Turn Lever)                      TLBE (Turn Lever - Blank Escutcheon)  
 TLOP (Turn Lever, Opt. Pull)

### Rating

None (Panic Exit Device)                      - F (Fire Exit Device)

### Device Finish

US3 (Bright Brass)                      US4 (Satin Brass)                      US10 (Satin Bronze)                      US26 (Bright Chrome)  
 US26D (Satin Chrome)                      US28 (Anodized Aluminum)                      313 (Duranodic Dark Bronze)                      US26D-AM (Antimicrobial)

### Device Handing

RHR (Right Hand Reverse)                      LHR (Left Hand Reverse)

### Switch Options

LX (Latchbolt Monitoring)

### Electric Options

QEL (Quiet Electric Latch Retraction)

### Device Options

CYL (Include Cylinder)                      PL (Pullman Latch w/ES Strike)                      AX (Accessible Device)

### Rods For Surface / Concealed Vertical Devices only

LBR (Less Bottom Rod)                      LBRAFL (LBR with Aux. Fire Pin)

### Strike Series

LS (Less Strike)                      LTS (Less Top Strike)                      575 (Std. Mortise)                      575-2 (Opt. Mortise)  
 576A/576B (Opt. Mortise)                      338 (Std. Concealed Vertical Rod)

### Bottom Strike Series

LBS (Less Bottom Strike)                      304L (Mortise)                      385A (Adjustable Mortise)

### Strike Finish

US3 (Bright Brass)                      US4 (Satin Brass)                      US10 (Satin Bronze)                      US10B (Satin Bronze-Oil Rubbed)  
 US19 (Flat Black)                      US32 (Bright Stainless)                      US32D (Satin Stainless)                      MD (e-Moly)

### Trim Options

LT (Less Trim)                      550 (Opt. Offset Dummy Trim)                      392-7 (Opt. Wire Pull Trim)

Prices subject to change without notice.



# 94/95 INPACT Series - Summary (continued)

## Trim Lever Styles 06 Lever Standard

03, 06, 07, 12, 17 (Levers)

## Trim / Control Finish

<b>US3</b> (Bright Brass)	<b>US4</b> (Satin Brass)	<b>US10</b> (Satin Bronze)	<b>US10B</b> (Satin Bronze-Oil Rubbed)
<b>US19</b> (Flat Black)	<b>US26</b> (Bright Chrome)	<b>US26D</b> (Satin Chrome)	<b>SP28</b> (Sprayed Lacquer Aluminum)
<b>SPBLK</b> (Black Painted)	<b>SP313</b> (Dark Bronze)	<b>US26D-AM</b> (Anti-Microbial)	

## Control Options

<b>LC</b> (Less Control)	<b>376T</b> (Thumbturn Control - CV)	<b>940L</b> (Lever Control)
--------------------------	--------------------------------------	-----------------------------

## Control Lever Styles 06 Lever Standard

<b>03, 06, 07, 12, 17</b> (Levers)	<b>AST</b> (Asti Lever)	<b>ACC</b> (Accent Lever)	<b>MER</b> (Meronia Lever)
	<b>01, 02, 05, 16, 18</b> (Levers)	<b>03K</b> (03 Knurled Lever)	<b>06K</b> (06 Knurled Lever)

**03 SS, 06 SS, 17 SS, LAT SS, LON SS, M57, M62** (Stainless Steel Levers)

**M51, M52, M53, M54, M55, M56, M61, M63, M81, M82, M83, M84, M85, ME1, ME2, ME3**

## Door / Frame Material

**HM** (Hollow Metal)

## Door Thickness

**1.3/4** (1-3/4" Standard)

## Door Application

<b>D</b> (Double Egress)	<b>P</b> (Pair of Doors)	<b>S</b> (Single Door)
--------------------------	--------------------------	------------------------

## Mortise Lock

<b>LL</b> (Less Lock)	<b>SS7500IN</b>	<b>7500IN</b>
-----------------------	-----------------	---------------

## Mortise Lock Finish

<b>US3</b> (Bright Brass)	<b>US4</b> (Satin Brass)	<b>US10</b> (Satin Bronze)	<b>US10B</b> (Satin Bronze-Oil Rubbed)
<b>US19</b> (Flat Black)	<b>US32</b> (Bright Stainless)	<b>US32D</b> (Satin Stainless)	<b>SP28</b> (Sprayed Lacquer Aluminum)

Prices subject to change without notice.

# Devices - 94/95 INPACT Series

Devices 3' to 4' are priced complete with standard trim, and strike(s).  
Cylinders are not included in price.

## EXIT HARDWARE

### Concealed Vertical Rod Devices

(Prices includes 338 and 385 Strikes)

	US26D	US28	313	US10	US4	US3 US26	Weight lbs.	Standard Trim/Control
94/9547EO	1562	1465	1489	1568	1638	1742	17	–
94/9547DT	2030	1933	1957	2036	2028	2223	19	550DT
94/9547L	2177	2080	2122	2228	2253	2433	22	940L
94/9547L-BE	2177	2080	2122	2228	2253	2433	22	940L-BE
94/9547L-DT	2254	2157	2203	2303	2330	2477	22	940L-DT
94/9547TL	2698	2601	2625	2740	2602	2945	22	550DT/376T
94/9547TL-BE	2665	2568	2592	2712	2566	2908	22	550DT/376T-BE

## FIRE EXIT HARDWARE

### Concealed Vertical Rod Devices

(Price includes 338 and 385A strikes)

94/9547EO-F	1803	1713	1760	1831	1907	2070	17	–
94/9547L-F	2418	2328	2393	2491	2522	2761	22	940L
94/9547L-BE-F	2418	2328	2393	2491	2522	2761	22	940L-BE
94/9547TL-F	2939	2849	2896	3003	2871	3273	22	550DT/376T
94/9547TL-BE-F	2906	2816	2863	2975	2835	3236	22	550DT/376T-BE

## EXIT HARDWARE

### Concealed Vertical Rod Devices

(Prices includes 338 and 385 Strikes)

94/9548EO	1789	1691	1716	1794	1865	1969	17	–
94/9548DT	2257	2159	2184	2262	2255	2450	19	550DT
94/9548L	2404	2306	2349	2454	2480	2660	22	940L
94/9548L-BE	2404	2306	2349	2454	2480	2660	22	940L-BE
94/9548L-DT	2481	2383	2430	2529	2557	2704	22	940L-DT
94/9548TL	2925	2827	2852	2966	2829	3172	22	550DT/376T
94/9548TL-BE	2892	2794	2819	2938	2793	3135	22	550DT/376T-BE

## FIRE EXIT HARDWARE

### Concealed Vertical Rod Devices

(Price includes 338 and 385A strikes)

94/9548EO-F	2030	1940	1986	2058	2133	2297	17	–
94/9548L-F	2645	2555	2619	2718	2748	2988	22	940L
94/9548L-BE-F	2645	2555	2619	2718	2748	2988	22	940L-BE
94/9548TL-F	3166	3076	3122	3230	3097	3500	22	550DT/376T
94/9548TL-BE-F	3133	3043	3089	3202	3061	3463	22	550DT/376T-BE

Prices subject to change without notice.

# 94/95 INPACT Series - Devices (continued)

Devices 3' to 4' are priced complete with standard trim, and strike(s).  
Cylinders are not included in price.

## EXIT HARDWARE

### Mortise Lock Devices

(Price includes 575 strike)

	US26D	US28	313	US10	US4	US3 US26	Weight lbs.	Standard Trim/Control
<b>94/9575EO</b>	1898	1799	1850	1925	1997	2100	17	-
<b>94/9575DT</b>	2366	2267	2318	2393	2387	2581	19	550DT
<b>94/9575NL</b>	2366	2267	2318	2393	2387	2581	22	550DT
<b>94/9575L</b>	2513	2414	2483	2585	2612	2791	22	940L
<b>94/9575L-BE</b>	2513	2414	2483	2585	2612	2791	22	940L-BE
<b>94/9575L-DT</b>	2590	2491	2564	2660	2689	2835	22	940L-DT

## FIRE EXIT HARDWARE

### Mortise Lock Devices

(Price includes 575 strike)

	US26D	US28	313	US10	US4	US3 US26	Weight lbs.	Standard Trim/Control
<b>94/9575EO-F</b>	2146	2058	2123	2193	2272	2433	17	-
<b>94/9575NL-F</b>	2614	2526	2591	2661	2662	2914	22	550DT
<b>94/9575L-F</b>	2761	2673	2756	2853	2887	3124	22	940L
<b>94/9575L-BE-F</b>	2761	2673	2756	2853	2887	3124	22	940L-BE

Prices subject to change without notice.

# Options - 94/95 INPACT Series

Available on all 94 / 95 Series unless noted

## Device Length

		List Add
2' 6" up to 2' 9.7/8" Door	Add per Device	149

## Accessible Device

Prefix		List Add
AX	Accessible device compliant with the California Building Code (Section 11B-309.4) requirement for 5 lb. maximum operation force. Available on AX94/9547 and AX94/9547-F. Trim functions available EO, DT, NL, L, LBE, LDT and LNL. Not available with QEL.	56

## Less Bottom Rod

Suffix		List Add
LBR	Less Bottom Rod available with UL Fire Label at no additional charge on 94/9547-F Devices. LBR devices must be ordered pairs of vertical rod devices	N/C
LBR KIT	Fire Latch Kit, complete auxiliary bolt field replacement kit. Order part number 050171-32	419

## Electric Latch Retraction

See 98/99 Product Catalog for required accessory equipment

Prefix		List Add
QEL	Quiet Electric Latch Retraction - available on all 98/99 Series Devices	887
QEL Modular Conv. Kit	Order part number 958005-00	887

## Signal Switch

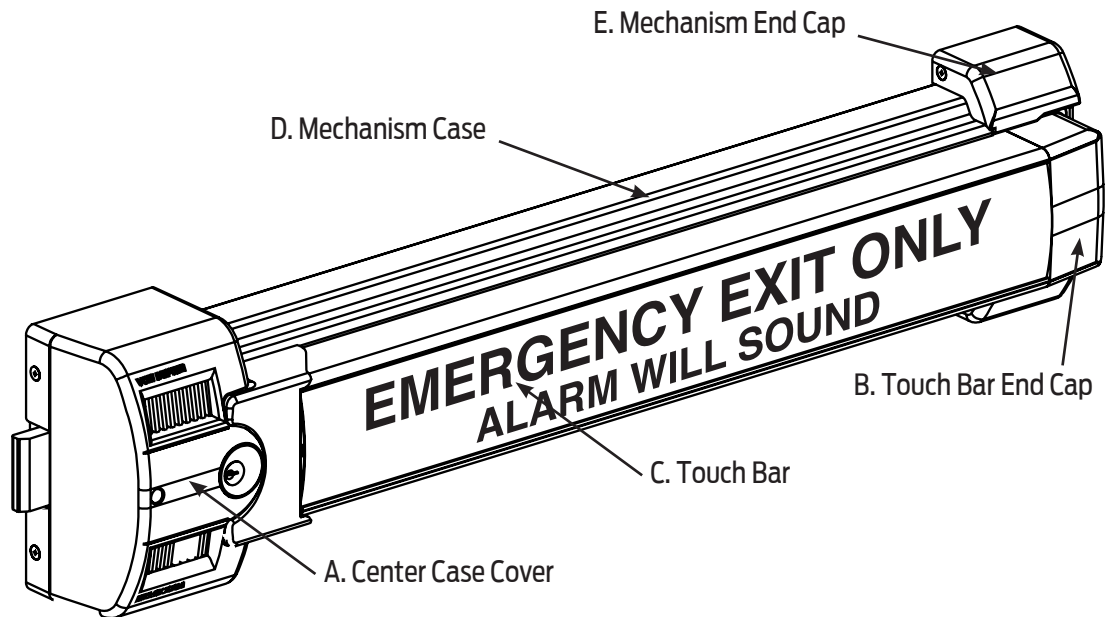
		List Add
SS	94/9575 Signal Switch feature on Mortise Device (includes SS7500-IN lock) - Specify Handing	227

## Switches

Prefix		List Add
LX	Latchbolt Monitoring. Order part number 050226-00 for field replacement.	227

Prices subject to change without notice.

# 2670 Guard-X Series - Finish Chart



## Standard Finishes

Color	US Number	BHMA Number	A	B, E	C - Touch Bar Finishes	D
Anodized Aluminum	US28	628	Powder Coat	Plastic - Silver	Satin Stainless Steel US32D, 630	Anodized
Duranodic Dark Bronze	313	710	Powder Coat	Plastic - Brown	Duranodic Dark Bronze 313, 710	Powder Coat
Black	315	711	Powder Coat	Plastic - Black	Black 315, 711	Powder Coat

## 2670 Series Sex Bolt Quantities

Application	Sex Bolt 325 (Optional)
Aluminum Door	6

Prices subject to change without notice.

# Summary - 2670 Guard-X Series

<b>Type of Device</b>		
2670		
<b>Device Finish</b>		
US28 (Anodized Aluminum)	313 (Duranodic Dark Bronze)	315 (Black)
<b>Device Length</b>		
36" to 48" Door Width		
<b>Device Handing</b>		
RHR (Right Hand Reverse)	LHR (Left Hand Reverse)	
<b>Device Options</b>		
SNB (6 - # 325 Sex Bolts recommended for Alum doors)	CYL (3216 Rim Cylinder)	
<b>Pushpad Sign</b>		
ENG (English w/Braille Standard)	FR (French)	SP (Spanish)
<b>Strike Series</b>		
LS (Less Strike)	267 (Standard)	2609 (Double Door Strike)
<b>Strike Finish</b>		
US19 (Flat Black)		
<b>Trim Options</b>		
LT (Less Trim)	210DT (Dummy Pull Trim)	230DT (Dummy Pull Trim)
<b>Trim Finish</b>		
SP28 (Laquer Sprayed Aluminum)	SP313 (Dark Bronze)	
<b>Door Thickness</b>		
1.3/4 (1-3/4" Standard)		

## 2670 Guard-X Series - Devices

Locks are priced complete with strike, screw pack, and battery.  
Rim cylinders and Sex Bolts are not included and must be ordered separately.

(Price includes 267 strike)

Model No.	Description	US28	313	315	Wt. lbs.
2670	(36" to 48" Door Width)	572	572	572	15

### 2670 Notes:

Pushpad Sign furnished in English w/Braille standard. French and Spanish language available at no additional charge.

### Accessories:

Model No.	Description	US19	SP28	SP313	US26D	US10B
PT790	9-Volt External Power Supply	162	—	—	—	—
210DT x 050140	Dummy Pull Trim and Screw Pack	—	67	67	—	—
230DT x 050140	Dummy Pull Trim and Screw Pack	—	122	122	—	—
3216	Rim Cylinder	—	—	—	81	81
2609	Double Door Strike	101	—	—	—	—
267	267 Strike Pkg	34	—	—	—	—

Prices subject to change without notice.

# Notes

---

Prices subject to change without notice.

---

# *Accessories*

Prices subject to change without notice.



# Dummy Cross Bars / Touch Bars

## Dummy Cross Bars

Dummy cross bar priced complete with sex bolts.

Model No.	Description	US26D	US10B	US10	US4	US3 US26 643E SPBLK
55DU	55 series device dummy crossbar	1688	1688	1973	1590	2103
88DU	88 series device dummy crossbar	862	862	899	723	1009

## Dummy Touch Bars

3' dummy touch bar priced complete with sex bolts.

4' add \$18 list.

Model No.	Description	US26D	US28	US32D	313	US4 US10	US3 US26 643E	315	US15
330	33A/99 series device dummy touch bar	729	603	-	623	652	729	1324	-
350	35A/98 series device dummy touch bar	729	603	768	623	652	729	1324	729

## Switch Option

Prefix		List Add
RX	Request to Exit Switch. Available for 330, 350, 55DU, 88DU.	227
RX-2	Double RX - Request to Exit Switch. Available for 330, 350.	282
WP-RX	Waterproof Request to Exit - Available for 330, 350.	327
RX-AUX	Convert existing RX switch to RX-2 switch. Order part number 050271-00. Available for 330, 350	235
SS	Signal Switch. Available for 330/350. Specify handing RHR or LHR.	464

## Dummy Cross Bar and Touch Bar Notes:

**Back to Back Mounting** - available on 330, 350 when used with outside trim. Finished fasteners supplied at **\$14.00 list add.**

**Finish** - US32D available on 350 series only.

Antimicrobial coating is available in US26D (US26D-AM) and US32D-AM (350 series only) finishes, **\$62 list add.**

Prices subject to change without notice.

## Rim Strikes

Model No.	Description	Standard		Optional						Wt. lbs.
		Non Finished	US19	US26D	US32D	US4 US10 US10B	US3	US26	US32	
264	22/88/98/99, 98/9957 Panic - Optional	-	92	107	-	-	-	-	-	0.25
268	88 Fire - Standard	-	114	-	134	152	161	-	161	0.38
299	22/88/98/99, 98/9957 Panic - Standard	-	55	67	-	67	86	86	-	0.30
299F	22/98/99 Fire, 98/9957 Fire - Standard	-	70	-	93	109	125	-	125	0.30
499F	22/98/99 Fire w/9954 Mullion - Standard	-	166	-	173	-	-	-	-	0.45
1408	Panic w/5754 Mullion - Standard	250	-	-	-	-	-	-	-	0.30
1409	55 Panic - Standard/22 - Optional	134	-	-	-	-	-	-	-	0.30
1410	Panic, Integral Stop - Optional	134	-	-	-	-	-	-	-	0.30
1439	33A/35A Panic - Standard/22 - Optional	-	134	-	-	-	-	-	-	0.30
1439F	33A/35A-F - Optional	-	140	-	-	-	-	-	-	-
1606	Panic, Sgl or Pr w/1654 Mullion - Optional	67	-	-	-	-	-	-	-	0.20
**1609	Panic - Optional	-	92	103	-	103	111	111	-	0.30
**1610	88 Panic, Stock HM Doors - Optional	-	92	103	-	103	111	111	-	0.30
267	2670 GUARD-X - Standard	-	34	-	-	-	-	-	-	-
2609	2670 GUARD-X, Pairs - Optional	-	101	-	-	-	-	-	-	-
909	XP98/99 - Standard	-	70	-	-	-	-	-	-	0.30
954	XP98/99 Mullion - Optional	-	166	-	-	-	-	-	-	0.45
050996-622	299F Strike Adapter	-	147	-	-	-	-	-	-	-

\*\* 1609 and 1610 must be used with coordinator. Not a UL Fire Exit Hardware listed application.

## Vertical Rod Top Strikes

150	33/3550AWDC/98/9950WDC includes shims and fasteners	39	-	-	-	-	-	-	-	-
249	33/3549A/98/9949 includes shims and fasteners	40	-	-	-	-	-	-	-	-
260U	22/33A/35A/88/98/9927/57 Panic, Flush Transom	-	92	103	-	103	125	125	-	0.30
260U-F	22/33A/88/98/9927/57 Fire Flush Transom	-	-	-	256	-	-	-	-	0.00
264	22/33A/35A/88/98/9927/57 Panic - Optional	-	92	107	-	-	-	-	-	0.25
266	33/3527A Panic - Standard	-	103	-	114	130	146	-	146	0.25
283	33A/35A/98/9947WDC, Wood Frames - specify door thickness	58	-	-	-	-	-	-	-	0.10
299	22/88/98/9927/57 Panic - Standard	-	55	67	-	67	86	86	-	0.30
299F	22/98/9927 Fire - Standard	-	70	-	93	109	125	-	125	0.30
338	33A/35A/98/9947 and WDC - Standard	58	-	-	-	-	-	-	-	0.35
499F	33/3527A/98/9927 LBR Fire, Pairs - Standard	-	166	-	173	-	-	-	-	0.45
471U	5547 Panic, HM Frame - Standard	55	-	-	-	-	-	-	-	0.10
472U	5547WDC, 1-3/4" Dr, WD Frame - Standard	-	55	57	-	59	77	77	-	0.10
473U	5547WDC, 2-1/4" Dr, WD Frame - Standard	-	55	57	-	59	77	77	-	0.10

## Vertical Rod Bottom Strikes

248L-4	22/33A/35A/98/9927, 98/9957 Panic - Standard	53	-	-	-	-	-	-	-	0.15
301L	55/8847 Fire - Standard	121	-	-	-	-	-	-	-	0.35
304L	22/33A/35A/98/9927, 98/9957 - Standard	53	-	-	-	-	-	-	-	0.25
349	33/3594A/98/9949 includes anchors and fasteners	23	-	-	-	-	-	-	-	-
* 385A	33A/35A/98/9947/48 and WDC - Standard	113	-	-	-	-	-	-	-	0.80
450	33/3550AWDC/98/9950WDC includes anchor and fasteners	22	-	-	-	-	-	-	-	-

\* The 385A is recommended over the 304L for wood door applications based on it's adjustability.

## Mortise Lock Strikes

575	55/88/98/9975 - Standard	42	-	-	58	111	127	-	127	0.20
575-2	55/88/99/9875, Pairs 1-3/4" Dr - Optional	42	-	-	58	111	127	-	127	0.20
576A	55/88/98/9975, Pairs 1-3/4" Dr - Optional	114	-	-	121	137	151	-	151	0.20
576B	55/88/99/9875, Pairs 2-1/4" Dr - Optional	114	-	-	121	137	151	-	151	0.20

Prices subject to change without notice.

# Trims

For other possible trim applications not shown, consult Von Duprin.

## 22 Series Trim

Model No.	Description	SP28 SP313	US26D US10B	Wt. lbs.
<b>STANDARD:</b>				
210DT	Dummy Trim	53	–	1.3
210NL	Night Latch	61	–	1.4
210K	Knob	239	–	1.8
230L	Lever	235	–	2.0
230TP	Thumbpiece	234	–	2.5
<b>OPTIONAL:</b>				
210K-BE	Knob, Blank Escutcheon	239	–	1.8
230EO	Exit Only Trim Plate	98	–	1.0
230DT	Dummy Trim	108	–	2.1
230NL	Night Latch	119	–	2.2
230L-BE	Lever, Blank Escutcheon	235	–	2.0
230TP-BE	Thumbpiece, Blank Escutcheon	234	–	2.5
110MD-NL	Night Latch Cylinder Assembly - HM Door	–	117	0.4
110WD-NL	Night Latch Cylinder Assembly - WD Door	–	117	0.4

## 33A/35A Series Trim

Model No.	Description	US26D	SPBLK US10B	US10	US4	US3 US15 US26 643E	Wt. lbs.
<b>STANDARD:</b>							
386DT	Dummy Trim	317	317	446	317	376	2.7
386NL	Night Latch - Specify handing	561	561	692	561	662	3.5
388	Night Latch Cylinder Trim	275	275	401	257	275	1.0
<b>OPTIONAL:</b>							
550DT	Dummy Trim - only available with 388 cyl. trim (Rim only)	468	468	468	390	481	2.0
392-6	Dummy Offset Pull	194	–	–	–	–	1.0

### 33A/35A Trim Notes:

Finish - Antimicrobial coating is available in US26D (US26D-AM) finish, \$29 list add.

Prices subject to change without notice.

For other possible trim applications not shown, consult Von Duprin.

## 55 Series Trim

Model No.	Description	US26D	US10B	US10	US4	US3 US26 SPBLK 643E	Wt. lbs.
<b>STANDARD:</b>							
<b>550DT</b>	Dummy Trim	468	468	468	390	481	2.0
<b>555NL</b>	Night Latch Trim - HM Door	688	688	699	562	706	2.0
<b>556NL</b>	Night Latch Trim - WD Door	688	688	699	562	706	2.0
<b>609DT</b>	Dummy Trim	330	330	362	275	364	2.5
<b>110MD-NL</b>	Night Latch Cylinder Assembly - HM Door	117	117	117	110	119	1.0
<b>110WD-NL</b>	Night Latch Cylinder Assembly - WD Door	117	117	117	110	119	1.0
<b>555NL-CA</b>	Night Latch Cylinder Assembly - HM Door	331	331	332	287	341	1.0
<b>556NL-CA</b>	Night Latch Cylinder Assembly - WD Door	331	331	332	287	341	1.0

## 88 Series Trim

Specify device type when ordering (example: 880TP-V)

Model No.	Description	Device Type	US26D	US10B	US10	US4	US3 US26 SPBLK 643E	Wt. lbs.
<b>STANDARD:</b>								
<b>880EO</b>	Exit Only Trim Plate	R or V&M	186	197	226	132	230	1.0
<b>880DT</b>	Dummy Trim	R, V&M or V-SA	240	258	307	187	312	2.9
<b>880NL</b>	Night Latch	R or M	258	278	330	198	335	2.9
<b>880TP</b>	Thumbpiece	R, V, or M	266	284	372	253	375	2.1
<b>880TP-BE</b>	Thumbpiece, Blank Escutcheon	R, V, or M	266	284	372	253	375	2.1
<b>880K</b>	Knob	R, V, or M	312	334	394	253	398	2.7
<b>880K-BE</b>	Knob, Blank Escutcheon	R, V, or M	312	334	394	253	398	2.7
<b>880K-DT</b>	Knob, Dummy	R, V, or M	312	334	394	253	398	2.7
<b>880K-NL</b>	Knob, Night Latch	R only	312	334	394	253	398	2.7
<b>OPTIONAL:</b>								
<b>608DT</b>	Dummy Trim	-	338	338	412	266	417	2.5
<b>608NL</b>	Night Latch	R or M	338	338	412	266	417	2.5
<b>608TP</b>	Thumbpiece	R, V or M	363	363	444	284	445	2.9
<b>608TP-BE</b>	Thumbpiece, Blank Escutcheon	R or M&V	363	363	444	284	445	2.8
<b>606K</b>	Knob	-	378	378	402	313	406	2.4
<b>606K-BE</b>	Knob, Blank Escutcheon	-	378	378	402	313	406	2.4
<b>606K-DT</b>	Knob, Dummy	-	378	378	402	313	406	2.4

### 55/88 Trim Notes:

**880 Trim** - when used with 88-F Rim devices on wood or composite doors use trim suffix "WDF" (no additional charge) ex. 880WDF-E0

Prices subject to change without notice.

# Trims (continued)

For other possible trim applications not shown, consult Von Duprin.

## 98/99 Series Trim

Specify device type when ordering (example: 990TP-R)

Model No.	Description	Device Type	US26D	SP313 US10B	SPBLK	US10	US4	US3 US15 US26 643E	Weight lbs.
<b>STANDARD:</b>									
990EO	Exit Only Trim Plate	–	149	155	155	194	129	175	1.1
990DT	Dummy Trim	–	232	249	249	249	187	259	2.8
990NL	Night Latch	R&V or M	249	256	256	259	203	266	2.9
990TP	Thumbpiece	R&V or M	331	342	342	330	274	358	2.1
990TP-BE	Thumbpiece, Blank Escutcheon	R&V or M	331	342	342	330	274	358	2.1
996K	Knob	R&V or M	398	420	420	476	349	510	4.1
996K-BE	Knob, Blank Escutcheon	R&V or M	398	420	420	476	349	510	4.1
996K-DT	Knob, Dummy	–	389	405	405	461	342	489	4.1
996K-NL	Knob, Night Latch	R&V or M	389	405	405	461	342	489	4.1
110MD-NL	Night Latch Cyl. Assy, MD Dr	–	117	117	119	117	110	119	0.4
110WD-NL	Night Latch Cyl. Assy, WD Dr	–	117	117	119	117	110	119	0.4

### OPTIONAL:

696DT	Dummy Trim	–	360	360	360	344	280	398	2.5
696NL	Night Latch	R&V or M	389	389	389	375	312	423	2.5
696TP	Thumbpiece	R&V or M	440	418	418	437	353	506	2.9
696TP-BE	Thumbpiece, Blank Escutcheon	R&V or M	440	418	418	437	353	506	2.9
697DT	Dummy Trim	–	360	360	360	344	280	398	2.5
697NL	Night Latch	R&V or M	389	389	389	375	312	423	2.5
697TP	Thumbpiece	R&V or M	440	418	418	437	353	506	2.9
697TP-BE	Thumbpiece, Blank Escutcheon	R&V or M	440	418	418	437	353	506	2.9
996EO	Exit Only Trim Plate	R&V or M	307	316	316	358	302	375	–
392-7	Dummy Wire Pull	–	211	–	–	–	–	–	1.0

### 696/697 Trim Notes:

**Wood or Composite Fire Labeled Doors** - when using 696/697 trims with 98/99-F Rim Fire devices use trim suffix "WDF", ex. 696WDF  
No additional charge.

## Anti-Microbial Finish

Suffix		List Add
AM	Antimicrobial Coating available in US26D, use suffix-AM when ordering. Example US26D-AM	29

Prices subject to change without notice.

For other possible trim applications not shown, consult Von Duprin.

## 98/99 Series Trim

Specify device type when ordering (example: 996L-R)

Model No.	Description	Device Type	US26D	*US32 *US32D	SP313 US10B	SPBLK	US10	US4	US3 US15 US26 643E	Weight lbs.
<b>Lever Trim with Standard Lever Designs</b>										
996L	Lever	R&V or M	537	646	551	551	561	504	626	3.8
996L-BE	Lever, Blank Escutcheon	R&V or M	537	646	551	551	561	504	626	3.8
996L-DT	Lever, Dummy	–	418	519	432	432	481	410	500	3.8
996L-NL	Lever, Night Latch	R&V or M	418	519	432	432	481	410	500	3.8

\* US32D lever furnished with US15 trim plate. US32 lever furnished with US26 trim plate.

### Lever Trim with M Collection Lever Designs

996L	Lever	R&V or M	644	644	644	644	644	644	644	3.8
996L-BE	Lever, Blank Escutcheon	R&V or M	644	644	644	644	644	644	644	3.8
996L-DT	Lever, Dummy	–	517	517	517	517	517	517	517	3.8
996L-NL	Lever, Night Latch	R&V or M	517	517	517	517	517	517	517	3.8

\* US32D lever furnished with US15 trim plate. US32 lever furnished with US26 trim plate.

## Lever Designs

Suffix	List Add
<b>Standard</b>	
06 Lever Design - furnished standard. Optional Lever Designs - 01, 02, 03, 05, 07,12,16,17,18, Accent (ACC), Asti (AST), Merano (MER), Latitude (LAT), Longitude (LON) *Stainless Steel Levers - 03-SS, 06-SS, 17-SS, Latitude-SS (LAT-SS), Longitude-SS (LON-SS) are available in US32D or US32.	N/C N/C
<b>M Collection</b>	M51, M52, M53, M54, M55, M56, M57, M61, M62, M63, M81, M82, M83, M84, M85, <b>ME1, ME2, ME3.</b> *Stainless Steel Levers - M57 and M62 lever designs available in stainless steel only.
<b>Handing</b>	Field reversible and furnished RHR if not specified on all lever designs except 12, AST, MER, ACC, M61, M62, M63, M85. Specify handing RHR or LHR for lever designs 12, AST, MER, ACC, M61, M62, M63, M85, <b>ME1, ME2.</b>

## Knurled Lever

Suffix	List Add
<b>KN</b>	
Available standard on 02, 03, 06, 07, and 17 lever designs. Specify suffix KN (06-KN).	96
Available for special order on M51, M52, and M81 lever designs. Specify suffix KN (M51-KN).	145

## Anti-Microbial Finish

Suffix	List Add
<b>AM</b>	
Antimicrobial Coating available in US26D, use suffix-AM when ordering. Example US26D-AM	29

## Electric Unlocking

Prefix	List Add
<b>E</b>	
Electric Unlocking of outside E996 Trim - for 98/99 rim, mortise, surface vertical and concealed vertical devices. Available with L or LBE functions only. Specify handing. Available 24VDC, Fail Safe (FS) and Fail Secure (FSE). Can also be converted in the field.	562
<b>RETROFIT KITS FOR EXISTING 996L TRIM</b>	List Each
996 R/V/C Conversion to E Kit	Order part number 050672-00 626
996 Mort Conversion to E Kit	Order part number 050673-00 651

## Switch

Suffix	List Add
<b>RX</b>	
Request to exit available for 98/99 rim, mortise, surface and concealed devices. Specify trim "RX996"	227

## Connectors

Suffix	List Add
<b>CON</b>	
Cross-category solution using common interconnect components for electrified options. Available with E996 trim.	N/C

Prices subject to change without notice.

# Trims (continued)

For other possible trim applications not shown, consult Von Duprin.

## 94/95 Series Controls

Model No.	Description	US26D	US10B SP313 SPBLK	US10	US4	US3 US26 643E
<b>Lever Control with Standard Lever Designs</b>						
940L	Lever	615	633	660	615	691
940L-BE	Lever, Blank Escutcheon	615	633	660	615	691
940L-DT	Lever, Dummy	692	714	735	692	735
<b>Lever Control with M Collection Lever Designs</b>						
940L	Lever	708	708	708	708	708
940L-BE	Lever, Blank Escutcheon	708	708	708	708	708
940L-DT	Lever, Dummy	751	751	751	751	751

## Lever Designs

Suffix		List Add
<b>Standard</b>	06 Lever Design - furnished standard. Optional Lever Designs - 01, 02, 03, 05, 07,12,16,17,18, Accent (ACC), Asti (AST), Merano (MER), Latitude (LAT), Longitude (LON) *Stainless Steel Levers - 03-SS, 06-SS, 17-SS, Latitude-SS (LAT-SS), Longitude-SS (LON-SS) are available in US32D or US32.	N/C  N/C
<b>M Collection</b>	M51, M52, M53, M54, M55, M56, M57, M61, M62, M63, M81, M82, M83, M84, M85, <b>ME1, ME2, ME3</b> . *Stainless Steel Levers - M57 and M62 lever designs available in stainless steel only.	
<b>Handing</b>	Field reversible and furnished RHR if not specified on all lever designs except 12, AST, MER, ACC, M61, M62, M63, M85. Specify handing RHR or LHR for lever designs 12, AST, MER, ACC, M61, M62, M63, M85, <b>ME1, ME2</b> .	

## Knurled Lever

Suffix		List Add
<b>KN</b>	Available standard on 02, 03, 06, 07, and 17 lever designs. Specify suffix KN (06-KN). Available for special order on M51, M52, and M81 lever designs. Specify suffix KN (M51-KN).	96 145

## Anti-Microbial Finish

Suffix		List Add
<b>AM</b>	Antimicrobial Coating available in US26D, use suffix-AM when ordering. Example US26D-AM	29

Prices subject to change without notice.

# Control Trims

## 360 Series

Model No.	Description	US10B US26D SPBLK	*US32 *US32D	US10	US4	US3 US26 643E	US15	Weight lbs.
<b>Lever Trim with Standard Lever Designs</b>								
<b>360L</b>	Lever, Key unlocks - 33/35A Rim, 33/3527A, 33/3547A	643	716	676	558	698	698	3
<b>360L-BE</b>	Lever, Blank Escutcheon - 33/35A Rim, 33/3527A, 33/3547A	611	678	651	515	659	659	5
<b>360L-DT</b>	Lever, Dummy - 33/35A Rim, 33/3527A, 33/3547A	593	660	627	505	643	643	5
<b>Lever Trim with M Collection Lever Designs</b>								
<b>360L**</b>	Lever, Key unlocks - 33/35A Rim, 33/3527A, 33/3547A	715	715	715	715	715	715	3
<b>360L-BE</b>	Lever, Blank Escutcheon - 33/35A Rim, 33/3527A, 33/3547A	676	676	676	676	676	676	5
<b>360L-DT</b>	Lever, Dummy - 33/35A Rim, 33/3527A, 33/3547A	659	659	659	659	659	659	5

Finish - \*US32D lever furnished with US15 trim plate. US32 lever furnished with US26 trim plate.  
US15 control trim for use on 35A series device only.

**\*\*L-NL function is obtained with a field conversion of L function**

## Standard Lever Designs

Suffix	Description	List Add
<b>Standard</b>	06 (furnished standard when lever design is not specified)	N/C
<b>Optional-360</b>	01, 02, 03, *03-SS, 05, *06-SS, 07,12, 16, 17, *17-SS, 18, Accent (ACC), Asti (AST), Merano (MER), Latitude (LAT), *LAT-SS, Longitude (LON), *LON-SS.	N/C
<b>Optional-E360</b>	01, 02, 03, 05, 07, 12, 16, 17, Lattitude (LAT),	N/C
<b>Optional **Special Order-E360</b>	*03-SS, *06-SS, *17-SS, 18, Accent (ACC), Asti (AST), *LAT-SS, Longitude (LON), *LON-SS, Merano (MER).	N/C
<b>Optional **Special Order-643E Finish</b>	18, Accent (ACC), Asti (AST), Merano (MER).	N/C

## M Collection Lever Designs

Suffix	Description	List Add
<b>Optional-360</b>	M51, M52, M53, M54, M55, M56, *M57, M61, *M62, M63, M81, M82, M83, M84, M85, ME1, ME2, ME3	N/C
<b>Optional -E360</b>	M51, M52, M53, M54, M55, M56, *M57, M61, *M62, M63, M81, M82, M83, M84, M85, ME1, ME2, ME3,	N/C
<b>Optional **Special Order-643E Finish</b>	M51, M52, M53, M54, M55, M56, *M57, M61, *M62, M63, M81, M82, M83, M84, M85.	N/C

\*Stainless Steel Levers (SS) - are available in US32D or US32.US15 control trim for use on 35A series device only.

\*\*Consult factory for lead time.

<b>Handing</b>	Handing is field reversible and furnished RHR if not specified on all lever designs except 12, AST, MER, ACC, M61, M62, M63, M85. Specify handing RHR or LHR for lever designs 12, AST, MER, ACC, M61, M62, M63, M85, ME1, ME2
----------------	--

## Knurled Lever

Suffix	Description	List Add
<b>KN</b>	Available standard on 03, 06, M51, M52, M81 lever designs. Specify suffix KN (06-KN). Available for special order on 02, 17 lever designs. Specify suffix KN (02-KN). Consult factory for lead time.	96 145

## Anti-Microbial Finish

Suffix	Description	List Add
<b>AM</b>	<b>US26D-AM</b> - Antimicrobial Coating on US26D finish available standard. <b>US32D-AM</b> - Antimicrobial Coating on US32D finish available for special order on lever designs 03-SS, 06-SS, 17-SS, LAT-SS, LON-SS, M57, M62.	29 29

## Solid Wood or Composite Doors

Suffix	Description	List Add
<b>33-WDA</b>	Required when used on solid wood or composite doors.	47

## Electric Unlocking

Prefix	Description	List Add
<b>E</b>	Electric Unlocking of outside trim for use on all device types except mortise lock devices. Must be furnished LBE functions only. <b>Specify handing.</b> Prefix trim "E" (example E360). Specify Fail Safe (FS) or Fail Secure (FSE). 24VDC furnished standard, 12VDC available through special order. Consult factory for lead time.	562

Prices subject to change without notice.



# Control Trims

## 370 Series

Model No.	Description	US10B US26D SPBLK	US10	US4	US3 US26 643E	US15	Weight lbs.
371L	Lever, Key unlocks - 5547/8847-F	668	748	574	722	—	5
371L-BE	Lever, Blank Escutcheon - 5547/8847-F	635	676	538	685	—	5
373L	Lever, Key unlocks - 88 Rim, 8827/8875	613	529	529	722	—	3
373L-BE	Lever, Blank Escutcheon - 88 Rim, 8827/8875	582	497	497	685	—	5
373L-DT	Lever, Dummy - 88 Rim, 8827/8875	567	476	476	668	—	4
375L	Lever, Key unlocks - 5575	792	909	701	901	—	4
375L-BE	Lever, Blank Escutcheon - 5575	759	878	664	862	—	6
375L-DT	Lever, Dummy - 5575	741	861	651	849	—	5
376L	Lever, Key unlocks - 5547	799	799	706	853	—	—
376L-BE	Lever, Blank Escutcheon - 5547/8847-F	768	768	674	823	—	—
376WDC-L	Lever, WD - Key unlocks - 5547WDC	799	799	706	853	—	—
376WDC-L-BE	Lever, WD, Blank Escutcheon - 5547WDC	768	768	674	823	—	—
378L	Lever, Key Unlocks - 237	668	704	574	722	—	5
378L-BE	Lever, Blank Escutcheon - 237	635	676	538	685	—	5
379L	Lever, Key Unlocks - 55 Rim	800	717	717	909	—	—
379L-BE	Lever, Blank Escutcheon - 55 Rim	769	691	691	870	—	—

## Lever Designs

Suffix	Description	List Add
Standard	06 (furnished standard when lever design is not specified)	N/C
Optional	01, 02, 03, 07, 12, 16, 17	N/C
Optional * Special Order	05, 18, ASTI	N/C
*Consult factory for lead time.		
Handing	Requires handing, specify RHR or LHR.	

## Knurled Lever

Suffix	Description	List Add
KN	Available standard on 02, 03, 06, 07, and 17 lever designs. Specify suffix KN (06-KN).	96

## Anti-Microbial Finish

Suffix	Description	List Add
AM	Antimicrobial Coating available in US26D, use suffix-AM when ordering. Example US26D-AM	29

## Solid Wood or Composite Doors

Suffix	Description	List Add
10WDA	Required when used on solid wood or composite doors.	47

## Electric Unlocking

Prefix	Description	List Add
E	Electric Unlocking of outside trim for use on all device types except mortise lock devices. Available for 373. For all other 370 Controls, available through special order. Must be furnished LBE functions only. <b>Specify handing.</b> Prefix trim "E" (example E373). Specify Fail Safe (FS) or Fail Secure (FSE). 24VDC furnished standard, 12VDC available through special order. Consult factory for lead time.	562

Prices subject to change without notice.

# Cylinder Controls

## Thumbturns

Model No.	Description	US10B US26D SPBLK	US10	US4	US3 US26 643E	US15	Weight lbs.
<b>360T</b>	Thumbturn - 33/35A Rim	668	704	574	722	722	4
<b>360T-BE</b>	Thumbturn, Blank Escutcheon - 33/35A Rim	635	676	538	685	685	4
<b>374T</b>	Thumbturn - 33/3527A, 98/9927	668	704	574	722	722	5
<b>374T-BE</b>	Thumbturn, Blank Escutcheon - 33/3527A, 98/9927	635	676	538	685	685	5
<b>376T</b>	Thumbturn - 33/3547A, 5547, 8847	668	704	574	722	722	4
<b>376T-BE</b>	Thumbturn, Blank Escutcheon - 33/3547A, 5547, 8847	635	676	538	685	685	4
<b>376WDC-T</b>	Thumbturn, WD - 33A/35A/55/98/9947WDC	668	704	574	722	722	4
<b>376WDC-T-BE</b>	Thumbturn, Blank Escut., WD - 33A/35A/55/98/9947WDC	635	676	538	685	685	4
<b>377T</b>	Thumbturn - 8827, WS98/9927	668	704	574	722	—	4
<b>377T-BE</b>	Thumbturn, Blank Escutcheon - 8827	635	676	538	685	—	4

## Anti-Microbial Finish

Suffix	List Add
<b>AM</b> Antimicrobial Coating available in US26D, use suffix-AM when ordering. Example US26D-AM	29

## Solid Wood or Composite Doors

Suffix	List Add
<b>10WDA</b> Required with 370 series lever control trim when used on solid wood or composite doors.	47
<b>33-WDA</b> Required with 360 series lever control trim when used on solid wood or composite doors.	47

## Electric Unlocking

Prefix	List Add
<b>E</b> E360/E370 Cylinder Controls - Electric Unlocking of outside trim for use on all vertical device types. Must be furnished T-BE or TL-BE functions only. Specify Fail Safe (FS) and Fail Secure (FSE). 24VDC furnished. Consult factory for lead time. standard, 12VDC available through special order.	562

## Blank Plates

Model No.	Description	US10B US26D SPBLK	US10	US4	US3 US26 643E	US15
<b>360EO</b>	Blank Plate - 33A/35A Rim, 33/3527A, 33/3547A	312	327	268	336	336
<b>373EO</b>	Blank Plate - 88, 8827, 8875	312	327	268	336	—
<b>374EO</b>	Blank Plate - 33/3527A, 98/9927	312	327	268	336	336
<b>376EO</b>	Blank Plate - 3347, 8847	312	327	268	336	336

Prices subject to change without notice.

# Cover Plates

Model No.	Description	SP28 SP313	US10B US26D	US32D	US10	US4	US3 SPBLK US26 US15
10WDA	370 Series Controls on Wood Doors	—	47	—	47	47	47
33A-WDA	360 Series Controls on Wood Doors	—	47	—	47	47	47
5547WDC	5547WDC Scalp Plate	—	145	145	149	145	152
9947WDC	9947WDC Scalp Plate	—	58	37	58	58	113
50WDC	33A/35A/98/9950WDC Cover Plate	58	58	58	58	58	58
229	22 Rim Device	95	—	—	—	—	—
589	5575L Device on Wood Doors	—	144	—	195	168	180
882	88 Rim Device	—	141	—	—	122	158
887	88 Rim/8827 Pairs with ANSI 161 door cutout	—	141	—	—	122	—
888	8875 or 8827 with ANSI 161 door cutout	—	141	—	—	122	—
889	373L Control with Sexbolts - specify device type R, M or V	—	212	—	216	203	224
997	98/99 Rim Device	95	—	—	95	95	—
998	994L Trim retrofit Plate	—	85	—	68	68	110

# Cylinders

Model No.	Description	US4 US10 US10B US26D	Weight lbs.
3215	Mortise 1-1/4" - 20-001 XQ11-949	81	0.7
3216	Rim	81	0.6

Note: Custom keying is not available

# Glass Bead Kits

Model No.	Description	Sprayed finish to Match US4, US10, US19, SP28, SP313	Wt. lbs.
98/99GBK-R/M	1/4" 98/99 Rim/Mortise	63	2.2
98/99GBK-CV	1/4" 98/99 Concealed Vertical	63	2.2
98/99GBK-CV-WDC	1/4" 98/99 Concealed Vertical for Wood Doors	63	
98/99GBK-SV	1/4" 98/99 Surface Vertical	89	2.4
98/99GBK-R-499F	1/4" 98/99 Rim used with 499-F Strike	89	3.6
XP98/99GBK-R/M	1/4" XP98/99 Rim/Mortise	101	
XP98/999GBK-R-954	1/4" XP98/99 Rim used with 954 Strike	101	
33A/35A-GBK-R	1/4" 33A/35A Rim	63	
33A/35A-GBK-SV	1/4" 33A/35A Surface Vertical	89	
33A/35A-GBK-CV	1/4" 33A/35A Concealed Vertical	63	
22GBK-R	1/4" 22 Rim	63	2.2
22GBK-SV	1/4" 22 Surface Vertical	89	2.4
22GBK-R-499F	1/4" 22 Rim used with 499-F Strike	89	3.6

Prices subject to change without notice.

Von Duprin Mullions are furnished for flat sills.  
 Strikes are not included except where indicated.  
 When required, strikes should be ordered with devices.

## Steel Mullions

Model No.	Description	For Openings Up To:	With KR option For Openings Up To:	SP28 SP313	Weight lbs.
1654	Prepped for two 1606 Strikes - If 1606 strikes are not specified on your order, two 1606 strikes will be added per mullion. Each 1606 strike is <b>\$67 list</b> .	7' 2"	7' 6"	544	28
		8' 2"	8' 6"	588	33
		10' 2"	10' 6"	680	41
4754	Prepped for two 4263 Monitor Strikes	7' 2"	7' 6"	752	30
		8' 2"	8' 6"	796	35
		10' 2"	10' 6"	883	43
4854	Prepped for one 299 strike and one 6111 Electric Strike. Advise Handing of Electric Strike Prep.	7' 2"	7' 6"	752	30
		8' 2"	8' 6"	796	35
		10' 2"	10' 6"	883	43
4954	Prepped for two 299 Strikes	7' 2"	7' 6"	544	28
		8' 2"	8' 6"	588	33
		10' 2"	10' 6"	680	41
4954-XP	Prepped for two 909 Strikes, for the XP device.	7' 2"	7' 6"	544	28
		8' 2"	8' 6"	588	33
		10' 2"	10' 6"	680	41
* 9854	Prepped for one 499F and one 6111 Electric Strike or one 268 Strike and one 6111 Electric Strike. <b>Advise handing of Electric Strike Prep.</b>	7' 3"	7' 5"	1049	32
		8' 3"	8' 5"	1093	40
		10' 3"	10' 5"	1183	48
9954	Prepped for two 499F or 268 Strikes	7' 3"	7' 5"	843	33
		8' 3"	8' 5"	886	38
		10' 3"	10' 5"	975	46
9954-XP	Prepped for two 954 Strikes, for the XP device.	7' 3"	7' 5"	843	33
		8' 3"	8' 5"	886	38
		10' 3"	10' 5"	975	46

\* When used with 22, 98 or 99 Series Rim Devices and 499F strikes are not ordered with devices, two 499F strikes per 9954 and one per 9854 will be added. Each 499F strike is **\$166 list**.

## Aluminum Mullions

Furnished with Stabilizers and Weatherstripping

Model No.	Description	For Openings Up To:	US4, US10 US28 313	315	Weight lbs.
5654	Prepped for two 299 Strikes	7' 2"	1261	1515	17
		8' 2"	1348	1601	20
		10' 2"	1601	1894	25
5654-XP	Prepped for two 909 Strikes, for the XP device.	7' 2"	1261	1515	17
		8' 2"	1348	1601	20
		10' 2"	1601	1894	25
5754	Prepped for a 1408 Double Strike Price includes strike. Note: If 5754 is ordered w/device - Specify device L/strike	7' 2"	1512	1766	17
		8' 2"	1593	1851	20
		10' 2"	1766	1856	25

### REFERENCE NOTES:

Mullions are furnished standard for 7'0 doors when door height is not specified.

**Blank Mullions** (without strike preparation) are available at the same price as standard Mullions.

The 9854 and 9954 are U.L. Fire approved for heights up to 8'0" with 22-F and 88-F Rim Device. For door heights over 8'0" mullion is furnished less U.L. label.

The 9854 and 9954 are U.L. Fire approved for heights up to 10'0" with 98/99-F Rim Device. For door heights over 10'0" mullion is furnished less U.L. label.

ADA centerline height of 37" is available at no additional charge, must be specified.

**Special Centerlines** (other than 39-11/16") or **Special Length** mullions, see page 18 for pricing.

Prices subject to change without notice.

# Mullions (continued)

## Steel Mullion Options and Accessories

SP28  
SP313

Model No.	Description	
<b>KR</b>	Keyed Removable option - Prefix Mullion model with "KR"	
	KR1654/4954 List Add to Mullion price	455
	KR98/9954/4754/4854 List Add to Mullion price	501
<b>KR54</b>	Keyed Removable Kit for 1654 and 4954 Mullions	455
<b>KR54-F</b>	Keyed Removable Kit for 98/9954/4754/4854 Mullion	501
<b>MT54</b>	Wall Mounted Storage Kit "specify part number 050581"	145
<b>154</b>	Mullion Stabilizers (set of four, 2 attaches to the mullion and 2 to the door)	88

## Aluminum Mullion Accessories

Part Number  
All  
Finishes

Mullion Angle Bracket - For Narrow Transom Bars	050092-00	53
---	-----------	----

## Rod and Latch Guard

For use with all Von Duprin Surface Vertical rod devices.  
Specify Handing.

Model No.	Description	Part Number	US32D
<b>RG-27</b>	Rod and Latch Guard	050061-32 (RHR), 050062-32 (LHR)	424
<b>RG-27-3</b>	Rod and Latch Guard Extended 3' Door	050261-32 (RHR), 050262-32 (LHR)	884
<b>RG-27-4</b>	Rod And Latch Guard Extended 4' Door	050263-32 (RHR), 050264-32 (LHR)	1143
<b>RGO</b>	Rod Guard Only	050066-32 (NON-HANDED)	265
<b>LGO</b>	Latch Guard Only	050067-32 (RHR), 050068-32 (LHR)	155
<b>LGO-3</b>	Latch Guard Only Extended 3' Door	050265-32 (RHR), 050266-32 (LHR)	630
<b>LGO-4</b>	Latch Guard Only Extended 4' Door	050267-32 (RHR), 050268-32 (LHR)	884

## Mortise Locks

For panic and fire-rated mortise lock devices

Model No.	Description	US32D	US3, US4, US19, US10, US10B, US32	Weight lbs.
<b>7500</b>	Standard Mortise Lock	603	622	3.5
<b>7500-2</b>	Double Cylinder Mortise Lock	787	806	3.5
<b>7500-IN</b>	INPACT Device Mortise Lock	748	768	3.5

Prices subject to change without notice.

# 237 Two Point Latch

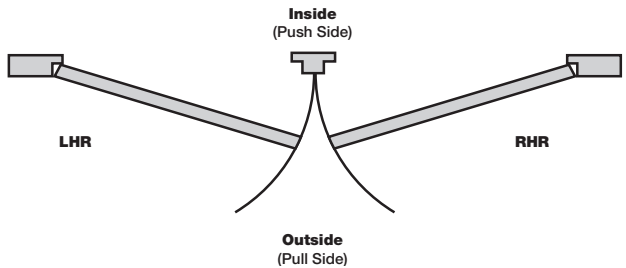
**Price includes 304L Strike. Cylinders are not included.**  
**Can not be used on doors requiring panic or fire exit hardware.**

**UL Listing:** Two-and Three-point Locks and Latches (for Fire Doors) – UL 10 C.  
 Rating: 3HR Pairs (Double Egress), 90 Min. Pairs (Swing Same Direction), Door Size: 8'0 x 8'0 Pairs (Hollow Metal only)  
**Windstorm Rating: UL-FEMA 320 and 361** certified: 4'0 x 8'0 Single Doors (Non-fire-rated) Hollow Metal,  
 8'0 x 8'0 Pairs Hollow Metal. **UL-ANSI/ICC 500** certified for F5 Tornado applications.  
 These products are listed with Steelcraft PW14 Series door for Tornado Listings.

## Outswing Door (RHR and LHR)

Function	Model No.	Push	Pull	US10B	US10	US4	US3
				US26D	US10	US4	US26
Exit Only	237EO	237 BE	None	2510	2510	2409	2567
Class room	237L	237 BE	378 w/cyl	3176	3213	2985	3290
Passage	237L-BE	237 BE	378 BE	3144	3186	2945	3252
Storeroom	237L-NL	237 BE	378 NL	3176	3213	2985	3290

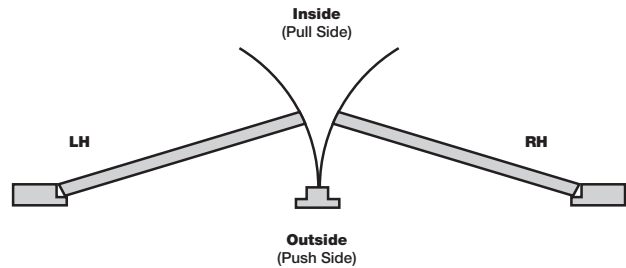
- Windstorm-rated 237 outswing only
- If cylinder is required on push side, add suffix "C" to model #. (e.g. 237EO-C)
- Cylinder (mortise 3215) not included in pricing.
- The #06 Lever is furnished standard.
- Optional lever designs, #03 and #17 are available at no additional charge



## Inswing Door (RH and LH)

Function	Model No.	Push	Pull	US10B	US10	US4	US3
				US26D	US10	US4	US26
Exit Only	237EO	None	237 BE	2510	2510	2409	2567
Class room	237L	378 w/cyl	237 BE	3176	3213	2985	3290
Passage	237L-BE	378 BE	237 BE	3144	3186	2945	3252
Storeroom	237L-NL	378-NL	237 BE	3176	3213	2985	3290

- Windstorm-rated 237 outswing only
- If cylinder is required on pull side, add suffix "C" to model #. (e.g. 237EO-C)
- Cylinder (mortise 3215) not included in pricing.
- The #06 Lever is furnished standard.
- Optional lever designs, #03 and #17 are available at no additional charge.



### How to order:

**Model** \_\_\_\_\_  
 EO / L / L-BE / L-NL

**Handing** \_\_\_\_\_  
 LHR / RHR / LH / RH

**Lever Style** \_\_\_\_\_  
 03 / 06 / 17

**Finish** \_\_\_\_\_  
 US3 / US4 / US10 / US10B / US26 / US26D

Prices subject to change without notice.

# Extension Rod Kits

Model	Description	List Price All Finishes
<b>ER-12-88</b>	<b>12" Extension Rod for 8827</b>	<b>26</b>
<b>ER-24-88</b>	24" Extension Rod for 8827	26
<b>ER-36-22/33A/99</b>	36" Extension Rod for 2227, 3327A, 3527A, 9827, 9857, 9927, 9957	26
<b>ER-12-WS</b>	12" Extension Rod for WS98/9927	26
<b>ER-ADJ10-55/88</b>	Adjustable Extension Rod, over 8' up to 10' for 5547, 5547WDC, 8847	26
<b>ER-ADJ10-33A/99</b>	Adjustable Extension Rod, 8'4" - 10' for 3347A, 3348A, 3547A, 3548A, 9847, 9847WDC, 9848, 9947, 9947WDC, 9948	26
<b>ER-ADJ9.8-94</b>	Adjustable Extension Rod, over 8' up to 9'8" for 9447, 9547	26

## Extension Rod Kits (for non-standard door heights)

**Fire rated devices over 8' may be provided less UL label based on the door application.  
Caution: Other special door and frame conditions may require additional charges. Consult factory**

Model	Description	UnFinished	US15		US10	US4	US3		643E SPBLK
			US26D US32D	313 US10B			US26 US32	315	
<b>ER-36-88</b>	36" Extension Rod for 8827	—	81	124	91	78	278	—	278
<b>ER-48-88</b>	48" Extension Rod for 8827	—	95	138	110	91	292	—	292
<b>ER-60-33A</b>	60" Extension Rod for 3327A, 3527A	—	246	246	285	278	297	297	—
<b>ER-60-99</b>	60" Extension Rod for 9827, 9857, 9927, 9957	—	127	127	235	155	248	248	—
<b>ER-ADJ11.8-33A/99</b>	Adjustable Extension Rod, 10' - 11'8" for 3347A, 3547A, 9847, 9847WDC, 9848, 9947, 9947WDC, 9948	87	—	—	—	—	—	—	—
<b>ER-ADJ13.4-33A/99</b>	Adjustable Extension Rod 11'8" - 13'4" for 3347A, 3547A, 9847, 9847WDC, 9848, 9947, 9947WDC, 9948	99	—	—	—	—	—	—	—
<b>ER-ADJ15-33A/99</b>	Adjustable Extension Rod, 13'4" - 15' for 3347A, 3547A, 9847, 9847WDC, 9848, 9947, 9947WDC, 9948	99	—	—	—	—	—	—	—
<b>ER-ADJ12-5547</b>	Adjustable Extension Rod 10' - 12' for 5547	86	—	—	—	—	—	—	—
<b>ER-ADJ14-5547</b>	Adjustable Extension Rod 12' - 14' for 5547	86	—	—	—	—	—	—	—
<b>ER-ADJ16-5547</b>	Adjustable Extension Rod, 14' - 16' for 5547	86	—	—	—	—	—	—	—
<b>ER-ADJ12-5547WDC</b>	Adjustable Extension Rod 10' - 12' for 5547WDC	191	—	—	—	—	—	—	—
<b>ER-ADJ14-5547WDC</b>	Adjustable Extension Rod 12' - 14' for 5547WDC	191	—	—	—	—	—	—	—
<b>ER-ADJ16-5547WDC</b>	Adjustable Extension Rod, 14' - 16' for 5547WDC	191	—	—	—	—	—	—	—
<b>ER-ADJ12-5547F</b>	Adjustable Extension Rod 10' - 12' for 5547-F, 8847-F	183	—	—	—	—	—	—	—
<b>ER-ADJ14-5547F</b>	Adjustable Extension Rod 12' - 14' for 5547-F, 8847-F	183	—	—	—	—	—	—	—
<b>ER-ADJ16-5547F</b>	Adjustable Extension Rod, 14' - 16' for 5547-F, 8847-F	183	—	—	—	—	—	—	—

## One Piece Top Rod Kits

**Fire rated devices over 8' may be provided less UL label based on the door application.  
Caution: Other special door and frame conditions may require additional charges. Consult factory.**

Model	Description	US26D	313	US10	US4	US3		SPBLK
						US26	315	
<b>OP-8-88</b>	8 - for door heights up to 8' for 8827	122	174	189	189	378	—	378
<b>OP-8-99</b>	8 - for door heights up to 8' for 9827, 9857, 9927, 9957	211	211	135	107	211	211	—
<b>OP-10-99</b>	10' - for door heights up to 10' for 9827, 9857, 9927, 9957	234	234	147	130	229	229	—
<b>OP-12-99</b>	12 - for door heights up to 12' for 9827, 9857, 9927, 9957	248	248	164	152	257	257	—

Prices subject to change without notice.

# Security Screw Packages

Security Screws are pin-in-socket type and require special hex wrenches

	All Finishes	Wrench Model# Required
<b>Devices</b>		
22/22-F Rim	14	2
2227/2227-F	48	2
33A/35A Rim	24	2
33A/3527A	65	2
33/3547A/47A-F	36	2
88/88-F Rim/8875/75-F	41	2
8827	63	2
8827-F	93	2
8847-F	49	2
98/99/99-F/98-F Rim/98/9975/75-F	49	2
98/9927/27-F	58	2
98/9947/47-F and WDC	47	2

<b>Trims and Controls</b>		
230/880/990	12	2
230/990x330/350	41	2
386/360L-DTx330/350	19	2
371/373	27	2
374/376/377	12	2
696/697	11	2
696/697x330/350	24	2

<b>Mechanical Strikes</b>		
1439/1606/248L-4/264/266/299/299F	12	2
1408	23	2
268	20	2
338	10	2
385A	8	2
499F	37	2
575/576	11	2

<b>Other Mechanical Products</b>		
330/350 Pushbar	24	2
1654/4954 Mullion	35	2
5654/5754 Mullion	18	2
9954 Mullion	80	2, 4
154 Mullion Stabilizer	28	2
7500 Lock	11	2

<b>Electrical Products</b>		
4263/4570/4582/4690 Monitor Strike	11	2
4570/4690 Monitor Strike	11	2
4670 Monitor Strike	11	2
6211-16/6222-26 Electric Strike	10	2
EPT	58	2

## Wrenches (One set of required wrenches charged per order unless specified otherwise)

Model No.	Description	Part Number	List Each
#1	1/8" Hex - #6 Screw	010060-00	18
#2	5/32" Hex - #8-1/4 Screw	010059-00	18
#3	7/32" Hex - 3/8 Screw	010061-00	18
#4	3/16" Hex - 5/16 Screw	010062-00	18

Prices subject to change without notice.



# Sex Bolts

Machine screws are supplied with the Device.

Model No.	Thread Size		List Price
425	10-24	Package of 2	22
625	12-24	Package of 2	22
325	1/4-20	Package of 2	22
525	12-24	Package of 2	22
825	10-24	Package of 2	22

**REFERENCE NOTES:**

625 and 825 sexbolts furnished standard for 1 3/4" thick door. Specify 2 1/4" if required.

## SLM Blocking Mounting Packages

For use with devices on doors with special high density blocking material.  
Blocking material must be UL or Warnock Hersey approved.

Type	Unfinished	US3, US4, US10B US32D, US32
98/99 Rim	20	—
9827/9927	26	—
9875/9975/9847WDC/9947WDC/9850WDC/9950WDC	11	—
88 Rim	—	30
8827	—	54
8875	—	30
5547WDC	—	37
RG-27	26	—
RGO	11	—
LGO	11	—

Prices subject to change without notice.

---

# *Electrical Products*

Prices subject to change without notice.

# Alarm Kits

Model No.	US15	SP28 SP313	US4 US28 US10 313	US32D	US3 US26 315	Weight lbs.
22 ALK	—	499	—	—	—	2.2
33A-ALK	—	—	562	—	562	1.1
35A-ALK	562	—	562	—	562	1.1
98 ALK	562	—	562	593	562	1.1
99 ALK	—	—	562	—	562	1.1

## OPTIONS:

Connector (CON) is a cross-category solution using common interconnect components for electrified options. Available for ALK at no additional charge. Specify CON.

## REFERENCE NOTES:

Above prices include switch kit - "RX" is standard, "LX" is optional at no charge. To order "Less Switch", **deduct \$227 list**. When ordering alarm kits separate from devices, the 3' device kit is furnished standard. Specify 4' if required, no additional charge. The "EI" External Inhibit feature is standard on the ALK at no additional charge.

# Mortise Locks

Model No.	Description	US32D	US3, US4, US19, US10, US10B, US32	Wt. lbs.
7500	Standard Mortise Lock	603	622	3.5
7500-2	Double Cylinder Mortise Lock	787	806	3.5
7500-IN	INPACT Device Mortise Lock	748	768	3.5
E7500	Electric Unlocking Mortise Lock	1165	1184	3.5
SS7500	Signal Switch Mortise Lock	830	849	3.5
SS7500-IN	94/9575 Signal Switch Mortise Lock	974	995	3.5

## E7500 Notes:

**Voltage/Current** - furnished standard 24VDC if not specified. 12VDC available at no additional charge.

AC requires SO-12 or SO-24 Rectifier Kit, specify voltage/current 24VAC or 12VAC, **\$38 list add**.

**Fail Mode** - specify FAIL-SECURE (FSE) or FAIL SAFE (FS).

**Functions** - available for use with "TP", "K" or "L" functions only.

**Connector (CON)** - is a cross-category solution using common interconnect components for electrified options. Available for E7500 and SS7500 at no additional charge. Specify CON.

See catalog section on SS7500 or E7500 for required accessory equipment.

Prices subject to change without notice.

Model No.	Part No.	List Price Non-Finished
RX Switch Kit	050251-00	227
WPRX Waterproof Switch Kit	051881-00	327
RX-LC Switch Kit	050281-00	263
RX-2 Switch Kit	050270-00	282
RX-Aux Switch Kit	050271-00	235
LX Switch Kit 3' Device	050254-00	227
LX Switch Kit 4' Device	050255-00	227
LX-LC Switch Kit 3' Device	050283-00	263
LX-LC Switch Kit 4' Device	050285-00	263
EL-LX Switch Kit	050247-00	227
EL-LX-LC Switch Kit	050287-00	263
LX-RX Switch Kit 3' Device	050256-00	343
LX-RX Switch Kit 4' Device	050257-00	343
LX-RX-LC Switch Kit 3' Device <sup>a</sup>	050289-00	410
LX-RX-LC Switch Kit 4' Device	050291-00	410
EL-LX-RX Switch Kit	050259-00	343
EL-LX-RX-LC Switch Kit	050293-00	410
LX 94/95 Switch Kit (After 4/2005)	050226-00	227

## Delayed Exit System

### Designed to meet NFPA 101 "Special Locking Arrangement" applications

**Note:** A complete system requires several components not included with controller. Consult catalog for details.

Model No.	Description	List Price
* <b>DE5300</b>	Logic Controller 15 Second Delay furnished standard.	885
* OVER 15 SECOND DELAY REQUIRES A LETTER OF APPROVAL FROM THE AUTHORITY HAVING LOCAL JURISDICTION OVER THE PREMISES PRIOR TO THE INSTALLATION OF THE DEVICE. ALLEGION CANNOT GRANT SUCH APPROVAL NOR DOES IT WARRANT LOCAL JURISDICTION COMPLIANCE.		
✓ <b>0 Delay</b>	0 Second Delay	121
✓ <b>30 Delay</b>	30 Second Delay	121
✓ <b>BOCA-15 Delay</b>	15 second delay with BOCA Modification	121
✓ <b>BOCA-30 Delay</b>	30 second delay with BOCA Modification	121

✓ Consult factory for lead time.

## Interface Boxes/Relays

Model No.		List Price
<b>JB7</b>	Enclosure with terminal strip. Optional relays are available for factory or field installation	599
<b>Factory Installed</b>		List add per Interface Box
<b>R1</b>	24VDC SPDT	260
<b>R2</b>	24VDC DPDT	260
<b>R3</b>	24VDC DPDT Delay on Make Time Delay	428
<b>R4</b>	24VDC DPDT Delay on Break Time Delay	428
<b>Parts (Field Installable)</b>		Each Price
<b>Relay Kit R5</b>	24VDC SPDT.	260
<b>Relay Kit R6</b>	24VDC DPDT.	260
<b>Relay Kit R7</b>	24VDC DPDT. Delay on Make Time Delay	428
<b>Relay Kit R8</b>	24VDC DPDT. Delay on Break Time Delay	428

Prices subject to change without notice.

# Allegion Connect - Wire Harnesses

Model No.	Description	Part #	Net Price*
<b>Harnesses with Molex Connectors on both ends</b>			
CON-6	6" Wire Harness	106190-00	9.87
CON-12	12" Wire Harness	106191-00	13.13
CON-26	26" Wire Harness	106192-00	14.70
CON-32	32" Wire Harness	106193-00	15.86
CON-38	38" Wire Harness	106194-00	16.38
CON-44	44" Wire Harness	106195-00	16.91
CON-50	50" Wire Harness	106196-00	17.43
CON-192	192" Wire Harness	106197-00	41.48
<b>Harnesses with Molex Connectors on one end, crimped pins on the other end</b>			
CON-6P	6" Wire Harness	106201-00	12.60
CON-12P	12" Wire Harness	106202-00	15.86
CON-26P	26" Wire Harness	106203-00	17.43
CON-32P	32" Wire Harness	106204-00	18.59
CON-38P	38" Wire Harness	106205-00	19.11
CON-44P	44" Wire Harness	106206-00	19.64
CON-50P	50" Wire Harness	106207-00	20.16
CON-192P	192" Wire Harness	106208-00	43.68
<b>Harnesses with Molex Connectors on one end, stripped leads on the other</b>			
CON-6W	6" Wire Extension to power supply	106210-00	12.60
<b>Service Kit</b>			
CON-KIT	Connector Service Kit-contains: - 100 each of male and female terminals - 10 each of male connector 4-pin and 8-pin - 10 each of female connector 4-pin and 8-pin - 1 extraction tool	050823-00	103.74

\* Prices shown are non-discountable

## Electric Power Transfers

Model No.		SP28	SP313	Weight lbs.
EPT 2	Two 18 gauge wires	457	457	2.5
EPT 10	Ten 24 gauge wires	484	484	2.5
BAA	<b>"Buy America Act" compliant EPT option</b> will be labeled as "Assembled in the U.S.A. with U.S. and foreign materials"	N/C		
CON	Connector (CON) is a cross category solution using common interconnect components for electrified options. Available for EPT10. Specify CON.	10	10	

Prices subject to change without notice.

## Standard Features

- UL294 Listed for Access Control
- Class 2 rated power limited output \*
- Universal 120-240 VAC Input
- Regulated and filtered DC outputs
- AC input, battery and DC output LED indicators
- Plug and play connectors for optional distribution boards
- AC input status indication on outside cover
- AC monitoring
- 14" H x 12" W x 4" D enclosure

\* PS906 is Class 2 when used with 900-8P option board

## 1. Select Power Supply

Model	Description	List Price
<b>PS902</b>	Base Power Supply (2A @ 12/24 VDC- field selectable) (approx. weight: 9 lbs) -PS902 is able to accept a total of one optional distribution board, plus one fire alarm relay along with one battery backup board and up to two 7A/hr batteries	225
<b>PS904</b>	Base Power Supply (4A @ 12/24 VDC- field selectable) (approx. weight: 11 lbs) - PS904 is able to accept a total of two optional distribution boards, plus one fire alarm relay along with one battery backup board and up to two 7A/hr batteries	426
<b>PS906</b>	Base Power Supply (6A @ 12/24 VDC- field selectable) (approx. weight: 7 lbs) - PS906 is able to accept a total of one fire alarm relay plus three optional distribution boards or two optional boards with battery backup board and two 7A/hr batteries	660
<b>PS914</b>	Base Power Supply (4A w/ 16A inrush @ 12/24 VDC- field selectable) (approx. weight: 9 lbs) - PS914 is able to accept a total of two optional boards, plus one fire alarm relay along with one battery backup board and two 7A/hr batteries	646
<b>PS914RFK</b>	The PS914RFK allows the retrofit of the PS914 into an existing PS873 cabinet.	757
<b>BAA</b>	"Buy America Act" compliant power supply option will be labeled as "Assembled in the U.S.A. with U.S. and foreign materials"	35

When specifying power supply with "EL" or "QEL" Electric Latch Retraction devices, the 2RS is furnished when board option is not specified.

## 2. Select Optional Distribution Board with or without FA (Fire Alarm Relay)

Model	Description	Part #	List Price
<b>900-4R</b>	Independently controlled relays	44489912-00	152
<b>900-4R-FA</b>	Independently controlled relays with FA		207
<b>900-2RS</b>	2 Relay board output	44489896-00	155
<b>900-2RS-FA</b>	2 Relay board output with FA		210
<b>900-4RL</b>	4 Relay board integrated logic for controlling security interlocks, auto operators and time delays	44489920-00	418
<b>900-4RL-FA</b>	4 Relay board integrated logic for controlling security interlocks, auto operators and time delays with FA		473
<b>900-8F</b>	8 fuse protected outputs	44489946-00	55
<b>900-8F-FA</b>	8 fuse protected outputs with FA		110
<b>900-8P</b>	8 PTC protected outputs	44489938-00	55
<b>900-8P-FA</b>	8 PTC protected outputs with FA		110
<b>900-BBK</b>	Battery Backup Kit (includes two 7A/hr batteries)	44489961-00	218
<b>900-BB</b>	Battery Backup board only (sold separately)	44489953-00	109
<b>900-BAT</b>	Batteries only - (two 7A/hr batteries, sold separately)	44487155-00	109

\* For field installation, use model number. Example: 900-2RS.

## 3. Select Other Power Supply Options

Model	Description	Part #	List Price
<b>900-FA</b>	Fire Alarm Relay (EIR) module is a plug-in relay to provide an interface with fire or other emergency override systems PS902: may be installed directly on power supply or may be used with optional distribution boards PS904, PS906, PS914: must be used with optional distribution boards. If an optional board is not listed the 900-8F-FA will be provided.	44487247-00	55
<b>900-KL</b>	Key Lock Cover (not available with BAA)	44486850-00	35

**Note:** PS902, PS904, PS 906 and PS914 power supplies require connection to AC line voltage. Installation and all electrical connections (high and low voltage) should be performed by a qualified electrical contractor.

Prices subject to change without notice.

# Electric Strikes

## How to Order:

Model	Power failure mode	Optional Dual switch	Voltage	Optional Rectifier kit	Optional Shim	Finish	Optional Buzzer	Allegion connect
1	2	3	4	5	6	7	8	9
<b>Specify for:</b>	6100 6200	6100 6200	6100 6200	4200 5100 6100 6200 6300 6400	6100 6300	5100 6100 6200	4200 5100 6100 6200 6300 6400	6100 6200

## 4200 Series Electric Strikes for cylindrical and deadlatch locks

### Features

- Field selectable fail-safe/fail-secure without disassembly
- Dual voltage: 12 VDC at 200 mA / 24 VDC at 100 mA
- Compatible with all Schlage and Falcon cylindrical locks as well as cylindrical and deadlatch locks of many other manufacturers
- Meets ANSI/BHMA 156.31 Grade 1 endurance & dynamic strength
- Meets ANSI/BHMA 156.31 Grade 2 static strength

Model	Fire Rated	Throw	Hollow Metal	Wood	Alumi-num	Single	Mullion Pair	BHMA 630 US32D
4211		1/2"-3/4"	■	■	■	■	Shallow 1-3/8" backbox depth	176
4212		1/2"-5/8"	■	■	■	■	Includes latchbolt monitor. Shallow backbox.	211
<b>Options (please specify):</b>								
S012	Rectifier Kit		Converts 12 VAC to 12 VDC				38	
S024	Rectifier Kit		Converts 24 VAC to 24 VDC				38	
EB	Entry Buzzer		Use in fail-secure applications				38	
090110	Faceplate, Round Corner		Additional faceplate option, square corner is standard in the box, both in BHMA 630/US32D satin stainless steel finish				17	

Refer to the Electric Strike Parts section for a complete list of available parts.

## 5100 Series Electric Strike for cylindrical and deadlatch locks

### Features

- Adjustable keeper improves fit on tight door preps
- Field selectable fail-safe/fail-secure
- Dual voltage: 12 VDC at 380 mA / 24 VDC at 190 mA
- Compatible with Schlage and Falcon cylindrical and deadlatch locks including those of many other manufacturers
- Meets ANSI/BHMA 156.31 Grade 1 endurance & dynamic strength
- Meets ANSI/BHMA 156.31 Grade 2 static strength
- UL 1034 burglary-resistant

Model	Fire Rated	Throw	Hollow Metal	Wood	Alumi-num	Single	Mullion Pair	BHMA 689 US SP28	BHMA 622 US19	BHMA 695 US SP313
5100-3FP		1/2"-5/8"	■	■	■	■	3 faceplates included with hardware for an all-in-one boxed solution	228	228	228
<b>Options (please specify):</b>										
S012	Rectifier Kit		Converts 12 VAC to 12 VDC				38			
S024	Rectifier Kit		Converts 24 VAC to 24 VDC				38			
EB	Entry Buzzer		Use in fail-secure applications				38			

Refer to the Electric Strike Parts section for a complete list of available parts.

Prices subject to change without notice.

## 6100 Series Electric Strikes for rim exit devices

### Features

- Furnished standard in fail secure configuration unless specified fail safe (see options)
- 24 VDC supplied standard if not specified otherwise (see options)
- Compatible with Von Duprin and Falcon rim exit devices and those of many other manufacturers
- Meets ANSI/BHMA 156.31 Grade 1 endurance & dynamic strength
- **UL10C fire rated (fail secure only)**
- UL1034 burglary-resistant

Model	Fire Rated	Throw	Hollow Metal	Wood	Alumi-num	Single	Mullion Pair		BHMA 605 US3	BHMA 606 US4	BHMA 612 US10	BHMA 613 US10B	BHMA 629 US32	BHMA 630 US32D
6111	■	3/4"	■	■	■	■	■	Can use with vertical rod exit devices	943	799	825	825	854	790
6112	■	3/4"	■	■	■	■	■	Designed to replace FA 310-5 with minor frame modification	905	739	783	783	758	739
6113	■	3/4"	■	■	■	■	■	Retrofits VD 3011, 3021	930	790	803	803	803	790
6114	■	3/4"	■	■	■	■	■	Surface applied for use with rim nightlatch devices	887	803	838	838	775	764
6121	■	3/4"	■	■	■	■	*	*For rim exit devices on double doors without mullion	1405	1100	1203	1203	1190	1100

For Options please see list under 6200 Series section.

Also, refer to the Electric Strike Parts section for a complete list of available parts.

## 6200 Series Electric Strikes for mortise or cylindrical locks

### Features

- Furnished standard in fail secure configuration unless specified fail safe (see options)
- 24 VDC supplied standard if not specified otherwise (see options)
- Compatible with mortise (without deadbolt) and cylindrical lock applications except where noted
- ANSI/BHMA 156.31 Grade 1: 6211, 6211AL and 6211WF
- All others meet ANSI/BHMA 156.5.31 Grade 1
- UL10C fire rated (fail secure only)
- UL1034 burglary-resistant

Model	Fire Rated	Throw	Hollow Metal	Wood	Alumi-num	Single	Mullion Pair		BHMA 605 US3	BHMA 606 US4	BHMA 612 US10	BHMA 613 US10B	BHMA 629 US32	BHMA 630 US32D
6210	■	3/4"	■	■	■	■	■	Mortise only. Includes strike pocket inserts for deadlocking triggers	884	719	789	789	818	719
6211	■	3/4"	■	■	■	■	■	Retrofits VD 3140 or FA 712	800	685	719	719	687	678
6211AL	■	3/4"	■	■	■	■	■	Retrofits FA 722	846	704	763	763	712	704
6211WF	■	3/4"	■	■	■	■	■	Retrofits FA 732 with minor frame modification	800	685	719	719	687	685
6212	■	3/4"	■	■	■	■	■	Fits modified ANSI 115.2 cutout. Retrofits VD 3146.	899	803	851	851	858	803
6212WF	■	3/4"	■	■	■	■	■	Fits modified ANSI 115.2 cutout. Retrofits VD 3146.	899	803	851	851	858	803
6213	■	3/4"	■	■	■	■	■	Retrofits VD 3041, 3042, 3061 and 3062	905	773	807	807	807	773
6214	■	3/4"	■	■	■	■	■	Retrofits FA 310-2 3/4	905	872	906	906	898	883
6215	■	3/4"	■	■	■	■	■	Retrofits FA 310-2	906	792	838	838	803	791
6216	■	3/4"	■	■	■	■	■	Retrofits FA 310-3-1. For mortise with manually operated deadbolt - 1" throw.	1252	1005	1053	1053	1015	1005
6221	■	3/4"	■	■	■	■	■	Retrofits VD 3071 and 3072. 4-3/4" minimum stile required	984	887	935	935	954	887
6222	■	3/4"	■	■	■	■	■	Retrofits FA 310-2 3/4 OB	1377	1122	1167	1167	1122	1122
6223	■	3/4"	■	■	■	■	■	Retrofits VD 3091 and 3092. 4-3/4" minimum stile required	905	756	807	807	807	756
6224	■	3/4"	■	■	■	■	■	Retrofits FA 310-2 3/4. For door thicknesses 1-3/4" or 2-1/4"	1056	884	918	918	909	894
6224AL	■	3/4"	■	■	■	■	■	Retrofits FA 310-2RF. For door thicknesses 1-3/4" or 2-1/4"	1090	906	959	959	918	906
6225	■	3/4"	■	■	■	■	■	Retrofits FA 310-2 OB	1192	1059	1100	1100	1122	1059
6226	■	3/4"	■	■	■	■	■	Retrofits FA 310-2. For door thicknesses 1-3/4" or 2-1/4"	905	756	799	799	765	756

### Options (please specify):

FS	Fail Safe	Fail secure (FSE) is standard unless FS is specified	37
DS	Dual monitor switch	For latch bolt and lock status. Not available on 6221, 6222 & 6225	179
DS-LC	Low current dual monitor switch	For latch bolt and lock status. 50 mA or less at 24 VDC	179
S012	Rectifier Kit	Converts 12 VAC to 12 VDC (For 16 VAC current, use S024 rectifier kit)	38
S024	Rectifier Kit	Converts 24 VAC to 24 VDC	38
SHIM	Shim for blade stop applications	Available as specified item with 6111 and 6113 only	151
EB	Entry Buzzer	Use in fail-secure applications	38
CON	Allegion Connect	6" wire extension harness connector	N/C

Refer to the Electric Strike Parts section for a complete list of available parts.



# Electric Strikes

## 6300 Series Surface Mount Electric Strike for rim exit devices

### Features

- Dual voltage: 12 VDC at 500 mA / 24 VDC at 240 mA
- Compatible with most rim exit devices
- ANSI/BHMA 156.31 Grade 1
- UL 1034, UL 294, CSFM
- UL 10C 3-hour fire rated (fail secure only)

Model	Fire Rated	Throw	Hollow Metal	Wood	Alumi-num	Single	Mullion Pair		BHMA 630 US32D
6300	■	up to 3/4"	■	■	■	■	■	No cut, surface mount design	679

### Options (please specify):

SHIM	Shim for blade stop applications	Can be ordered separately as part 050804-00	57
S012	Rectifier Kit Converts 12 VAC to 12 VDC		38
S024	Rectifier Kit Converts 24 VAC to 24 VDC		38
EB	Entry Buzzer Use in fail-secure applications		38

Included with strike: two plug-in voltage connectors, mounting template, spacer plate, mounting screws, and hex wrench.

Refer to the Electric Strike Parts section for a complete list of available parts.

## 6400 Series Modular Electric Strike for mortise or cylindrical locks

### Features

- Dual voltage: 12 VDC at 375 mA / 24 VDC at 190 mA
- Modular options fit cylindrical and nearly any mortise lock.
- Includes movable deadbolt keeper, plug and deadlatch ramp inserts.
- ANSI/BHMA 156.31 Grade 1
- UL 1034, UL 294, CSFM
- 3-hour fire rated to UL 10C (fail secure only)

Model	Fire Rated	Throw	Hollow Metal	Wood	Alumi-num	Single	Mullion Pair		BHMA 630 US32D
6400	■	up to 3/4"	■	■	■	■	■	Up to 1" deadbolt throw (as night latch only)	478

### Options (please specify):

LM6400	Latch Monitor	Optional plug-in latch monitor can be added in the field	51
S012	Rectifier Kit Converts 12 VAC to 12 VDC		38
S024	Rectifier Kit Converts 24 VAC to 24 VDC		38
EB	Entry Buzzer Use in fail-secure applications		38

Included with strike: two plug-in voltage connectors, self-adhesive template for frame cuts, trim filler plate, mounting tabs and shims, as well as tamper-resistant screws with a security driver bit.

Refer to the Electric Strike Parts section for a complete list of available parts.

## Monitor Strikes

Model No.		US26D	US10B	US4 US10	US3 US26	Weight lbs.
4263-T1	For Rim type exit device as per catalog	364	364	350	386	2.1
4263-T3	For Rim type exit device as per catalog	364	364	350	386	2.1
4268-T1	For Rim type exit device as per catalog	479	479	479	505	2
4582-T1	For Mortise Locks as per catalog - <b>specify handing</b>	401	401	364	421	2
4582-T2	For Mortise Locks as per catalog - <b>specify handing</b>	401	401	364	421	2
4570-T1	For Cylindrical/Mortise Locks as per catalog	401	401	364	421	2
4670-T1	For Cylindrical Locks as per catalog	364	364	350	386	2
4690-T2	For Single 3347A, 3547A, 9847, and 9947	582	582	527	604	2.1
4690-T2-1	Special Twin for 3347A and 3547A Device (2 1/4" cc)	1076	1076	983	1076	2

## Schlage® Electronic Exit Trim

AD Series Electronic Exit Trim is available on XP98/99 and Series 98/99 for rim, mortise, surface vertical, and concealed vertical rod/concealed vertical cable, and Series 22/22F for rim and surface vertical rod devices. For AD-300/400 network trim the Von Duprin RX-LC switch (part #050281) must be used or the warranty is void.

### Four communication options:

- AD-200 993 Offline, access rights stored on lock.
- AD-250 993 Offline, access rights on stored magnetic stripe credential.
- AD-300 993 Networked Hardwire Locks
- AD-400 993 Networked Wireless Locks

For complete pricing information refer to Schlage Electronic Security Price Book #010056.

**NOTE:** CVR/CVC trim is available only on metal doors.

Prices subject to change without notice.



---

# *Von Duprin Parts Prices*

Prices subject to change without notice.

# Index

Numerical Index .....	114-117
22 Series .....	118 - 119
33A/35A Series .....	120 - 124
33A/3549A Series .....	125
33/3550AWDC .....	126
330/350 Series .....	127
55 Series .....	128 - 130
88 Series .....	131 - 136
98/99 Series .....	137 - 142
98/9949 Series .....	143
99/9950WDC Series .....	144
XP98/99 Series .....	145
INPACT Device Series 94/95 .....	146
7500 Mortise Lock .....	147
Controls Series 360/370 .....	148 - 150
Trims .....	151 - 156
Mullions .....	157
Screw Packages/Shims/Miscellaneous .....	158
Maintenance Kit and Replacement Packages .....	159
Electric Strikes .....	160 - 163
Electrical Accessories .....	164 - 166
GUARD-X .....	167
Service Replacement Items .....	168
Part Number Cross Reference .....	169 - 170

# Numerical Index

Part No.	Page	Part No.	Page	Part No.	Page	Part No.	Page	Part No.	Page	Part No.	Page
010055	163	040079	138	050006	148, 153	050046	159	050128	122, 141	050192	128
010057	163	040080	138	050007	148, 153	050047	122, 141	050130	157	050193	128
010058	163	040081	138	050008	148, 153	050048	122, 141	050132	120, 138	050194	128
010059	158	040082	138	050009	148, 153	050053	130	050133	120, 127	050195	128
010060	158	040083	138	050010	148, 153	050054	157	050134	138	050196	129
010061	158	040084	138	050011	161	050070	164	050135	157	050197	129
010062	158	040085	138	050012	148, 153	050071	137	050136	129	050198	129
012014	164	040086	165	050013	148, 153	050072	137	050137	129	050199	129
032114	152	040087	165	050014	120, 127, 139	050073	137	050139	129	050200	131
033022	134	040088	165	050015	161	050078	164	050140	127, 151, 154	050201	131
033024	168	040089	165	050016	161	050090	119, 141, 168	050141	127, 151, 154	050202	131
040000	129	040091	165	050017	148, 153	050091	119, 141, 168	050142	127, 156	050209	133
040001	129	040092	165	050018	161	050093	136	050143	127, 156	050210	133
040061	164	040093	138	050019	132	050096	130	050148	151	050211	133
040062	164	040094	138	050020	137	050101	131	050154	168	050212	147
040063	164	040169	165	050021	137	050102	131	050155	168	050213	147
040064	164	040170	165	050022	137	050103	131	050156	150, 151, 154	050214	147
040065	164	040171	156	050023	137	050104	131	050157	168	050215	147
040066	164	040188	165	050024	137	050105	128	050168	157	050218	168
040067	164	040189	165	050025	137	050106	131	050169	157	050226	165
040068	164	040191	140, 165	050026	137	050107	131	050171	122, 141	050237	163
040070	120	040192	165	050027	137	050108	131	050183	128	050239	163
040071	120	040193	165	050028	137	050109	120, 127	050184	128	050240	163
040072	120	040198	140, 165	050029	137	050110	130	050185	128	050241	157
040073	120	040199	140, 165	050030	137	050112	129	050186	128	050242	163
040074	120	050001	148, 153	050031	162	050114	120, 138	050187	128	050247	165
040075	120	050002	148, 153	050032	162	050115	120, 138	050188	128	050251	165
040076	120	050003	148, 153	050033	162	050117	120, 138	050189	128	050254	165
040077	120	050004	129, 133	050034	163	050122	168	050190	157	050255	165
040078	138	050005	129, 133	050036	130	050124	168	050191	128	050256	165

Prices subject to change without notice.

# Numerical Index

Part No.	Page	Part No.	Page	Part No.	Page	Part No.	Page	Part No.	Page	Part No.	Page
050257	165	050406	120	050479	135	050556	137	050654	123, 142	050940	163
050259	165	050407	120	050480	135	050557	137	050655	123, 142	050941	163
050260	132	050409	131	050481	135	050558	137	050656	130	050942	163
050270	165	050410	131	050482	136	050559	137	050660	136	050943	163
050271	165	050411	131	050483	120	050560	137	050661	136	050996-622	158
050273	132	050412	131	050484	120	050562	137	050662	136	051701	136
050274	132	050413	131	050485	120	050563	137	050663	136	051703	136
050275	132	050414	131	050486	121	050564	138	050671	155, 166	051704	130
050276	132	050415	131	050487	121	050565	138	050672	155, 166	051705	130, 136
050277	135	050416	131	050488	121	050566	119, 141	050673	155, 166	051707	130
050278	130, 135	050417	131	050489	121	050569	138	050675	145	051802	142
050279	135	050418	131	050490	121, 139	050570	138	050676	145	051804	119
050281	165	050419	131	050491	121, 140	050574	142	050689	145	051807	123
050285	165	050420	131	050492	122, 141, 146	050575	142	050690	145	051808	123, 142, 146
050286	165	050421	131	050493	122, 141, 146	050576	150	050691	145	051810	142
050287	165	050422	131	050494	122, 141	050579	150, 155	050692	145	051811	123
050289	165	050423	131	050495	122, 141	050580	157	050699	163	051823	164
050291	165	050424	131	050496	122	050581	157	050709	168	051824	164
050293	165	050425	131	050497	132	050582	142	050732	153	051825	164
050327	135	050426	131	050498	132	050583	142	050733	153	051826	164
050328	135	050427	131	050499	132	050584	151	050734	153	051827	164
050330	157	050428	131	050500	132	050585	146	050735	153	051828	164
050331	132, 133	050429	131	050501	132	050587	150	050736	153	051841	142
050332	128	050430	131	050502	132	050588	138	050737	153	051842	142
050333	128, 129	050431	131	050503	132	050589	138	050738	153	051860	125
050334	128	050432	131	050504	132	050592	149	050739	153	051861	149
050335	157	050433	131	050505	132	050593	149	050740	153	051862	154
050352	128	050434	131	050506	132	050595	149	050741	153	051863	149
050353	128	050435	134	050508	132	050596	149	050742	153	051864	154
050354	128	050436	134	050509	122, 141	050597	149	050743	166	051865	149
050355	128	050437	134	050512	123, 142	050598	149	050744	166	051866	154
050356	128	050438	134	050513	123, 142	050599	150	050749	163	051867	149
050357	128	050439	134	050514	123, 142	050600	150	050750	148	051868	153
050358	129	050440	134	050515	123, 142	050601	150	050751	148	051869	149
050359	129	050441	134	050516	122, 141	050602	150	050752	148	051870	154
050360	129	050442	134	050519	123	050603	150	050753	148	051872	153
050362	129	050443	134	050520	123	050604	150	050754	148	051881	165
050363	129	050444	134	050522	122, 141	050605	150	050755	148	051883	137
050364	129	050445	134	050523	122, 141	050606	150	050756	148	051884	137
050366	129	050446	133	050524	120, 127, 139	050607	150	050757	148	051914	149
050367	130	050447	131	050525	121, 139, 166	050608	150	050758	148	051915	154
050368	130	050448	133	050526	121, 139, 150, 151,	050609	150	050759	148	051916	149
050369	130	050449	133	157		050611	150, 151, 155	050760	148	051917	154
050370	130	050451	134	050529	118, 120, 138	050612	150	050761	148	051918	149
050371	157	050452	134	050530	121	050613	150, 152	050762	148	051919	154
050372	130	050453	136	050531	121, 140, 164	050614	150, 152	050763	148	051920	148
050373	130	050454	136	050532	121, 140, 164	050615	150	050764	148	051921	154
050374	130	050455	136	050533	140, 165	050616	150	050765	148	051922	148
050379	167	050456	136	050534	121, 140, 164	050619	150	050766	138	051923	154
050381	157	050457	130, 136	050535	121, 140, 164	050621	150	050767	138	051924	149
050383	157	050458	130, 136	050536	121, 140, 164	050622	123, 142	050768	138	051925	154
050384	164	050459	129, 133	050537	121, 140, 164	050623	123, 142	050769	138	051926	149
050385	164	050460	135	050538	121, 140, 164	050624	123, 142	050770	138	051927	154
050386	137	050461	135	050539	121, 140, 164	050631	130	050771	138	051928	149
050387	137	050462	135	050540	121, 140, 147, 164	050632	130	050772	138	051929	154
050388	137	050463	135	050541	122, 140, 164	050633	130	050773	138	051930	149
050389	137	050464	135	050542	122, 140, 164	050634	130, 136	050803	163	051931	154
050390	157	050465	135	050543	122, 140, 164	050635	130, 136	050804	163	051932	149
050391	157	050466	135	050544	122, 140, 165	050636	130, 136	050805	162, 163	051933	154
050392	157	050467	135	050545	122, 140, 165	050639	130	050813	151	051934	149
050393	132	050468	135	050546	119, 122, 141	050640	130	050814	155	051935	154
050397	168	050469	135	050547	119, 142	050641	130	050819	163	051936	149
050398	124	050471	135	050548	137	050642	142	050823	166	051937	154
050399	124	050472	135	050549	137	050643	123	050831	137	051938	149
050400	119, 122, 141	050473	135	050550	137	050644	142	050832	137	051939	154
050401	119, 122, 141	050474	120	050551	137	050645	123	050853	164	090001	132
050402	119, 122, 141	050475	120	050552	137	050650	123, 142	050854	164	090002	132
050403	120	050476	134	050553	137	050651	123, 142	050855	164	090003	134
050404	120	050477	134	050554	137	050652	123, 142	050856	164	090004	134
050405	120	050478	135	050555	137	050653	123, 142	050939	163	090005	118, 121, 129, 134, 140

Prices subject to change without notice.

# Numerical Index

Part No.	Page	Part No.	Page	Part No.	Page	Part No.	Page	Part No.	Page	Part No.	Page
090006	134	090080	134	106205	166	111731	161	112779	160	117000	120
090007	134	090081	129, 134	106206	166	111732	161	112780	161	661481	158
090008	129, 134	090082	134	106207	166	111733	161	112781	161	900241	141
090009	132	090083	134	106208	166	111734	161	112782	161	900242	141
090010	136	090084	168	106210	166	111735	161	112783	161	900252	158
090011	130, 136	090085	118, 121, 129, 134, 139, 140	106222	124, 142, 146	111736	161	112784	160	900253	158
090012	133	090088	140	107765	135	111737	161	112785	160	900254	158
090013	133	090090	150	107813	121, 139	111738	161	112835	167	900263	158
090014	133	090091	150	108490	168	111739	161	112843	148	900281	158
090015	132	090092	150	108493	168	111740	161	112844	167	900284	158
090016	133	090093	150	108705	152	111741	161	112845	167	900285	158
090017	132	090094	150	109012	118	111742	161	112868	123, 141	900288	162
090018	130, 136	090095	150	109111	150	111743	160	113100	138	900289	158
090020	129, 134	090096	150	109112	148	111744	160	113101	138	900290	162
090021	129, 134	090097	150	109113	168	111745	160	113232	163	900292	163
090022	128	090098	150	109115	148	111746	160	113781	140, 165	900297	145
090023	128	090099	150	109118	168	111747	160	113782	140, 165	900344	163
090024	128, 129	090100	150	109126	148	111748	160	113853	132	900345	162, 163
090025	128	090101	150	109127	148	111749	160	114140	147	900347	163
090026	128, 129	090102	150	109130	156	111750	160	114141	130, 135	900380	121
090027	129	090103	150, 151, 154	109132	148	111751	160	114294	147	900390	146
090028	129	090104	151	109133	148	111752	160	114317	164	900392	118
090029	129	090105	151	109324	123, 141, 146	111753	160	114320	164	900393	118
090030	130	090106	151	109347	147	111754	160	114810	148	900397	118
090031	120, 138, 159	090107	118, 120, 138, 146, 159	109361	119	111755	160	114811	154	900400	157
090032	130	090108	158	109362	119	111756	160	114812	148	900402	157
090033	130	090110	162	109366	148	111757	160	114813	154	900409	157
090034	130	090114	162	109367	148	111758	160	114814	149	900410	157
090035	130	090943	165	109369	156	111759	161	114815	154	900411	157
090036	120, 166	091030	168	109773	147	111760	161	114816	149	900413	157
090037	121, 140	091031	168	109871	151	111761	161	114817	154	900416-00	120, 138
090038	119, 121, 140	091032	168	109872	151	111762	161	114818	149	900501	135
090039	119, 121, 140	091061	168	109873	151	111763	161	114819	154	900502	130, 135
090040	119, 120, 121, 140	091080	168	109879	151	111764	161	114820	149	900503	132, 133, 134
090041	119, 121, 140	091082	168	109915	118	111765	161	114821	154	900504	132, 133, 134
090042	119, 121, 140	091091	158	110343	151	111766	161	114822	149	900505	132, 133, 134
090043	119, 121, 140	100315	130	110360	165	111813	160	114823	154	900506	132, 133, 134
090044	119, 121, 140	100316	130	110388	121, 140, 164	111814	160	114824	149	900507	128, 129
090045	121, 139	100741	130, 136	110537	155	111869	155	114825	154	900508	128
090046	121, 139	101023	137	110544	152	111943	147	114826	149	900509	129
090047	127	101024	137	110547	152	112063	119, 142	114827	154	900512	128, 129
090048	119, 127, 140	101025	142	110744	147	112409	138	114828	149	900514	128, 129
090049	120, 127, 139, 159	101026	142	110768	155	112455	138	114829	154	900531	152
090050	128	101030	166	110769	155	112456	138	114830	149	900532	147, 158
090051	128, 129	101212	152	111244	160	112462	155	114831	154	900533	152
090052	129	103865	134	111246	160	112754	160	114832	149	900534	136
090053	129	103866	129	111247	160	112755	160	114833	154	900539	128
090054	119, 123, 142	105100	166	111250	160	112756	161	114834	149	900541	130, 136
090056	119, 122, 141, 159	105140	136	111251	160	112757	161	114835	154	900542	152
090057	119, 122, 141	105144	130	111264	160	112758	161	114836	149	900555	150
090059	123, 141, 159	105952	123	111711	160	112759	161	114837	154	900556	150
090060	168	105987	157	111712	160	112760	160	114838	149	900558	148
090061	123, 141	105988	157	111713	160	112761	160	114839	154	900559	148
090062	168	106181	147	111714	160	112762	160	114840	149	900561	139
090063	123, 141	106182	166	111715	161	112763	160	114841	154	900564	168
090064	123, 141	106183	166	111716	161	112764	161	114842	149	900565	123
090065	119, 123, 141, 159	106187	164	111717	161	112765	161	114843	154	900568	139
090066	123, 141	106190	166	111718	161	112766	161	114844	149	900569	168
090067	119, 124, 142	106191	166	111719	160	112767	161	114845	154	900576	130, 135
090068	119, 124, 142	106192	166	111720	160	112768	161	114846	149	900581	151
090069	124, 142	106193	166	111721	160	112769	161	114847	154	900582	148
090070	124, 142	106194	166	111722	160	112770	161	114848	149	900583	168
090071	123, 142	106195	166	111723	160	112771	161	114849	154	900584	163
090072	123, 142	106196	166	111724	160	112772	160	114850	149	900589	119, 122, 141
090073	121, 139, 159	106197	166	111725	160	112773	160	114851	154	900597	120, 139
090074	118, 138, 159	106198	164	111726	160	112774	160	114852	149	900610	132
090075	119, 142	106201	166	111727	161	112775	160	114853	154	900613	132
090076	119, 122, 141, 159	106202	166	111728	161	112776	160	114984	138	900614	130, 135
090077	118	106203	166	111729	161	112777	160	116549	164	900615	133
090079	118, 138	106204	166	111730	161	112778	160	116717	165	900619	120, 121

Prices subject to change without notice.

# Numerical Index

Part No.	Page	Part No.	Page	Part No.	Page	Part No.	Page	Part No.	Page	Part No.	Page
900620	124, 142	960003	152	967291	152	970139	153	971585	155	49000409	126, 144
900622	150	960012	158	967329	156	970159	153, 155	971592	118	BRKT.121	167
900624	151	960060	152	967333	158	970188	147	971593	152	BRKT.131	146
900626	146	960109	152	967341	136	970191	139	971614	168	CABLE.10038	155, 166
900760	152	960316	152	967480	150	970192	139	971655	146	CASE.107	118, 146
900761	152	960317	152	967704	166	970271	162	971656	146	COVER.109	167
900771	152	960676	152	968112	168	970272	162	971659	146	COVER.114	167
900772	152	960689	152	968116	168	970274	162	971664	146	COVER.115	167
900776	152	960902	152, 156	968144	139	970276	162	971706	146	COVER.116	167
900782	152	960921	156	968146	139	970278	162	971709	146	COVER.121	167
900783	152	961047	157	968201	151, 155	970280	162	971710	146	COVER.122	167
900784	152	961084	158	968592	118	970300	162	971712	146	ECAP.105	167
900807	150	961180	152	968595	118	970301	162	971763	146	ECAP.115	146
900808	150	961267	153, 155, 156	968596	118	970302	162	971764	146	KIT.1001	146
900809	150	961280	152	968603	118	970303	162	971765	146	KIT.1002	146
900810	150	961530	158	968645	157	970305	162	971766	146	PBKIT.1001	118
900820	158	963011	153	968668	147	970306	162	971822	147	PBKIT.1002	118
900835	127	963074	158	968694	156	970310	162	971832	147	PBKIT.1003	118
900836	127	963080	147	968713	163	970318	147	972466	152, 155, 156	PBKIT.1004	118
900839	156	963105	155	968716	162	970321	158	972467	152, 155, 156	PCB.10018	167
900840	156	963150	168	968748	147	970323	158	972471	164	PCB.10019	167
900847	158	963196	153	968761	147	970384	163	972549	147	PCB.10020	167
900848	158	963579	153, 155	968763	147	970387	163	990132	163	PIPE.101	167
900849	158	963581	152	968765	147	970388	163	990637	166	PKGMTG.1001	146
900850	119, 122, 135, 141	963584	168	968766	147	970407	162	23946429	125, 143	PKGMTG.1002	167
900852	135	963585	168	968770	147	970412	163	23946437	125, 143	PKGMTG.1003	167
900853	155	963703	153, 156	968773	147	970415	162	23946445	143	PKGMTG.1004	162
900856	120, 121, 141	963704	153, 156	968793	147	970472	158	23946460	125	PKGMTG.1005	162
900870	162	963712	168	968883	153	970488	153, 155, 156	24052979	125, 143	PKGSCR.1001	167
900871	141	963767	155	968888	118	970491	156	24086860	137	PKGSCR.1003	162
900881	162	963873	168	968918	156	970546	147	24086894	137	PKGSCR.1004	162
900882	162	963902	168	968935	147	970594	166	24090110	125, 143	PKGSRV.1007	159
900883	150	963905	168	968938	134	970735	147	24090128	125, 143	PKGSRV.1010	159
900884	150	963909	168	968939	147	970861	147	24090136	125	PKGSRV.1011	159
900885	162	963954	147	969012	155	970862	147	24090144	143	PKGSRV.1012	159
900888	158	963984	147	969089	147	970872	147	24090706	125, 143	PKGSRV.1013	159
900892	120, 138	964013	119	969091	156	970978	124, 142	24230914	125, 143	PKGSRV.1015	159
900894	151	964019	163	969092	156	970979	151	24231516	125, 143	PKGSRV.1016	159
900898	142	964035	147	969107	147	971010	158	24647265	126, 144	PKGSRV.1018	130, 159
900901	168	964037	163	969126	118	971012	155	24647273	126, 144	PKGSRV.1019	159
900919	119, 142	964070	162	969127	118	971015	155	24647281	126, 144	PKGSRV.1020	159
900920	155	964097	155	969140	151	971132	155	24647299	126, 144	PKGSRV.1022	159
900954	155	964183	155	969157	151	971187	157	24648180	126, 144	PKGSRV.1023	159
900955	151	964190	162	969280	158	971198	162	24685505	126, 144	PKGSRV.1024	159
900966	162	964285	155	969349	166	971212	157	24685554	144	RODASY.121	146
900973	122	964330	147	969350	166	971245	151	24685562	126	RODASY.122	146
900978	166	964334	151	969352	151	971249	151	44487155	166	SIGN-1	166
900980	122, 141	964353	155	969353	153, 155	971257	151	44489870	166	SIGN.1001	167
900981	118	964355	156	969354	166	971259	151	47250175	125, 143	SIGN.1002	167
945521	158	964375	168	969364	147	971312	157	47250176	125, 143	SIGN.1003	167
952820	152	964390	147	969545	155	971313	157	47250177	125, 143		
956760	152, 155	965130	156	969584	162	971316	157	47250178	125, 143		
957901	120	965226	153, 155	969610	147	971320	147	47250179	125, 143		
958002	164	965237	153, 155	969889	138, 168	971328	157	47250180	125, 143		
958003	164	965310	152	969903	151	971340	157	47250398	125, 143		
958004	164	965312	152	969904	151	971385	162	47250403	125, 143		
958005	164	965317	152	969906	151	971415	162	47250968	125, 143		
959055	152	965568	153	969908	151	971417	162	48968820	126, 144		
959056	152	965712	157	969909	151	971440	155	48968838	126, 144		
959560	152	965713	157	969910	151	971470	118	48968861	144		
959563	152	965714	157	970035	118	971471	118	48968879	126		
959575	152, 155, 156	966268	118	970036	118	971497	151	48968887	126, 144		
959603	152, 155, 156	966671	158	970117	155	971556	166	48973291	144		
959952	158	966985	152	970137	153	971557	166	48973309	126		
959953	158	967269	158	970138	153	971573	155	49000391	126, 144		

Prices subject to change without notice.

# 22 Series - Parts

Description	Part. No.	List Price	
		Non-Finished	SP28, SP313
<b>Center Case</b>			
22 Rim Center Case Less Cover	109012	268.00	-
22-F Center Case Less Cover	109915	268.00	-
2227/27-F Center Case Less Cover	CASE.107	215.00	-
22/22-F Center Case Cover	968603	-	50.00
2227/27-F Center Case Cover	968888	-	50.00
22 Center Case Cover Screw Pkg/4	090077	9.00	-
22 Series Mounting Package	900392	22.00	-
<b>2227 Mounting Package</b>	<b>900393</b>	<b>28.00</b>	<b>-</b>
Control Link Pin Kit (with Retaining Ring)	050529	11.00	-
Control Link Pin Ret. Ring Pkg/10	090107	11.00	-
NL Drive Screw Pkg/10	090074	18.00	-
2227 Latchbolt Pin Pkg/10	090079	11.00	-
22/2227 Pushbar Stop	971592	11.00	-
<b>Mechanism Case</b>			
22 End Cap Kit	900981	18.00	-
22 End Cap Kit (Metal)	900397	27.00	-
22/2227 Cover Plate - 3' Dr	968595	-	48.00
22/2227 Cover Plate - 4' Dr	968596	-	48.00
22-F/2227-F Cover Plate - 4' Dr	969126	-	48.00
22-F/2227-F Cover Plate - 3' Dr	969127	-	48.00
22 ALK Cover Plate - 3' Dr	971470	-	48.00
22 ALK Cover Plate - 4' Dr	971471	-	48.00
22 Mechanism Case - 3' Dr	970035	-	172.00
22 Mechanism Case - 4' Dr	970036	-	181.00
227 Dog Key 5/32" Pkg/2	090005	18.00	-
227 Dog Key 5/32" Pkg/10	090085	65.00	-
Cover Plate Bearing Insert	968592	11.00	-
Touch Bar Cover Bearing Insert	966268	11.00	-
<b>Push Bar</b>			
22 Series Push Bar - 3' Dr SP28	PBKIT.1001	-	173.00
22 Series Push Bar - 3' Dr SP313	PBKIT.1002	-	173.00
22 Series Push Bar - 4' Dr SP28	PBKIT.1003	-	183.00
22 Series Push Bar - 4' Dr SP313	PBKIT.1004	-	183.00

Prices subject to change without notice.

Description	Part. No.	List Price	
		Non-Finished	SP28, SP313
<b>Baseplate</b>			
Baseplate Bumper Pkg/4	090038	10.00	-
Baseplate Return Spring Pkg/10	090039	11.00	-
Dogging Shaft Pkg/2	090040	11.00	-
Dogging Spring Pkg/2	090041	10.00	-
Dogging Adaptor Spring Pkg/2	090042	14.00	-
Dogging Adaptor Pkg/2	090043	11.00	-
Dogging Hook Pkg/2	090044	11.00	-
Baseplate Bearing Strip Pkg/2	090048	11.00	-
3/8 x 3/16 x 3/32 Washer	964013	11.00	-

**Vertical Latches**

* 2227 Bottom Latch Retrofit Kit	050090	-	132.00
* 2227 Top Latch Retrofit Kit	050091	-	132.00
** 2227 Bottom Latch Kit Less Cover	050401	132.00	-
** 2227 Top Latch Kit Less Cover	050400	132.00	-
2227 PL Latch Kit Less Cover	050402	132.00	-
2227 Latch Case Cover	050566	-	49.00
2227 Latch Case Cover Screw Pkg	900850	-	11.00
** 2227 Latch Case Mtg. Bracket Kit	050546	26.00	-
2227 Top Latch Compression Spring Pkg/10	090056	11.00	-
2227 Top Latch Spring Pkg/10	090057	11.00	-
2227 Bolt Return Spring Pkg/10	090065	11.00	-
2227 Top Latch Aux. Bolt Spring Pkg/10	090076	11.00	-
** 2227 Latch Case Screw Pkg 1-3/4" Door	900589	11.00	-

\* For Devices shipped before October 1998

\*\* Devices Shipped after October 1998

**Vertical Rods**

2227 Top Vertical Rod	109361	-	99.00
2227 Bottom Vertical Rod	109362	-	99.00
2227 Extension Rod 36" Kit	051804	-	26.00
2227 Rod Guide Package	112063	-	48.00
2227 Rod Guide Mtg. Package	900919	-	11.00
2227 Rod Connector - Latch Pkg/2	090067	18.00	-
2227 Rod Connector - Center Case Pkg/2	090068	18.00	-
2227 Top or Bottom Rod Connector	050547	9.00	-
2227 Rod Extension Connector Pkg/4	090075	12.00	-
2227 Rod Roll Pin Pkg/10	090054	12.00	-

Prices subject to change without notice.



# 33A/35A Series - Parts

Description	Part. No.	Non-Finished	List Price					US3, US15, US26, 315
			US28	US26D	313	US10	US4	
<b>Center Case</b>								
33A/35A Rim Center Case Kit L/Cover	050403	306.00	-	-	-	-	-	-
33/3527A Center Case Kit L/Cover	050404	306.00	-	-	-	-	-	-
33/3547A Center Case Kit L/Cover	050405	306.00	-	-	-	-	-	-
33A/35A-F Rim Center Case Kit L/Cover	117000	410.00	-	-	-	-	-	-
33A/35A Rim Center Case Cover Kit	050483	-	49.00	87.00	63.00	57.00	57.00	114.00
33/3527A Center Case Cover Kit	050484	-	49.00	87.00	63.00	57.00	57.00	114.00
33/3547A/49A Center Case Cover Kit	050485	-	49.00	87.00	63.00	57.00	57.00	114.00
33/35A Center Case Cover Screws	900892	-	11.00	11.00	11.00	11.00	11.00	11.00
Control Link Pin Kit (w/Retaining Ring)	050529	11.00	-	-	-	-	-	-
Control Link Pin Retaining Ring Pkg/10	<b>090107</b>	11.00	-	-	-	-	-	-
Control Link Pin Pkg/10	090031	14.00	-	-	-	-	-	-
33A/35A Device Mtg Package - 1 3/4" - 2 1/4" Dr	900619	11.00	-	-	-	-	-	-
33/3547A Wood Door Mtg Package	900856	11.00	-	-	-	-	-	-
<b>Cover Plate / Conversion Kits</b>								
33A Hex Dog Conversion Kit	<b>050114</b>	-	67.00	-	67.00	67.00	67.00	67.00
35A Hex Dog Conversion Kit	<b>050117</b>	-	67.00	-	67.00	67.00	67.00	67.00
33A CD Conversion Kit	<b>050115</b>	-	88.00	-	88.00	88.00	88.00	88.00
35A CD Conversion Kit	<b>050132</b>	-	88.00	-	88.00	88.00	88.00	88.00
33A CDSI Kit 3' / 4'	<b>040070/040071</b>	-	291.00	291.00	291.00	291.00	291.00	291.00
33A HDSI Kit 3' / 4'	<b>040072/040073</b>	-	209.00	209.00	209.00	209.00	209.00	209.00
35A CDSI Kit 3' / 4'	<b>040074/040075</b>	-	291.00	291.00	291.00	291.00	291.00	291.00
35A HDSI Kit 3' / 4'	<b>040076/040077</b>	-	209.00	209.00	209.00	209.00	209.00	209.00
<b>CDSI/HDSI Configuration Pkg</b>	<b>900416-00</b>	<b>15.00</b>	-	-	-	-	-	-
33A Fire or Less Dogging Cover Plate Kit	<b>050133</b>	-	41.00	-	41.00	41.00	41.00	41.00
35A Fire or Less Dogging Cover Plate Kit	<b>050109</b>	-	41.00	-	41.00	41.00	41.00	41.00
33A ALK Cover Plate Kit	<b>050406</b>	-	98.00	-	98.00	98.00	98.00	98.00
35A ALK Cover Plate Kit	<b>050407</b>	-	98.00	-	98.00	98.00	98.00	98.00
33A Center Case Cover Plate (1.42")	050474	-	26.00	-	26.00	26.00	26.00	26.00
35A Center Case Cover Plate (1.42")	050475	-	26.00	-	26.00	26.00	26.00	26.00
Cover Plate Anti-Rattle Spring Pkg/10	<b>090036</b>	11.00	-	-	-	-	-	-
Dogging Shaft Pkg/2	090040	11.00	-	-	-	-	-	-
<b>End Cap</b>								
33A/35A Impact Resistant End Cap Kit	050014	-	74.00	81.00	74.00	91.00	82.00	82.00
33A/35A Impact Resistant End Cap Scr Pkg	900597	-	-	11.00	11.00	14.00	11.00	11.00
33A/35A Impact Resistant End Cap Bracket	050524	10.00	-	-	-	-	-	-
33A/35A-F Impact Resistant End Cap Kit	957901	-	70.00	78.00	70.00	87.00	79.00	79.00
<b>Push Bar</b>								
* 33A/35A Push Bar Retrofit Kit - 3' Dr	<b>See Note</b>	-	190.00	224.00	206.00	306.00	297.00	350.00
* 33A/35A Push Bar Retrofit Kit - 4' Dr	<b>See Note</b>	-	204.00	246.00	221.00	320.00	306.00	362.00
33A/35A Push Bar Guide Pkg/10	<b>090049</b>	12.00	-	-	-	-	-	-

\* **Note:** To order, specify device type, size, finish. Example: PBKIT 33A 3' US28  
 ✓ US15 finish available with Series 35A, only

Items in **Bold print** indicate same part number is used for the old 33/35 series devices.

Prices subject to change without notice.

(continued) **Parts - 33A/35A Series**

Description	Part. No.	Non-Finished	List Price					US3, US15, US26, 315
			US28	US26D	313	US10	US4	
<b>Mechanism Case</b>								
33A Mechanism Case - 3' Dr	<b>050486</b>	-	132.00	-	165.00	165.00	165.00	188.00
33A Mechanism Case - 4' Dr	<b>050487</b>	-	188.00	-	216.00	216.00	216.00	244.00
35A Mechanism Case - 3' Dr	<b>050488</b>	-	132.00	-	165.00	165.00	165.00	188.00
35A Mechanism Case - 4' Dr	<b>050489</b>	-	188.00	-	216.00	216.00	216.00	244.00
CD/SS Cylinder Mtg Kit	<b>107813</b>	-	-	54.00	57.00	57.00	57.00	63.00
CD/SS Cylinder Locating Washer Pkg	<b>050490</b>	14.00	-	-	-	-	-	-
CD/SS Mortise Cylinder Collar Pkg	<b>050525</b>	-	-	41.00	41.00	49.00	41.00	49.00
CD/SS Cylinder Lock Nut Pkg	<b>050526</b>	12.00	-	-	-	-	-	-
CD Actuator Pkg/2	<b>090045</b>	11.00	-	-	-	-	-	-
* CD Dogging Plug Pkg/2	<b>090046</b>	10.00	-	-	-	-	-	-
227 Dog Key 5/32" Pkg/2	<b>090005</b>	18.00	-	-	-	-	-	-
227 Dog Key 5/32" Pkg/10	<b>090085</b>	65.00	-	-	-	-	-	-
Mechanism Case Brkt Kit	<b>050530</b>	9.00	-	-	-	-	-	-
Mechanism Case Brkt Screw Pkg/10	<b>090073</b>	9.00	-	-	-	-	-	-
33A/35A Device Mtg Pkg 1 3/4" - 2 1/4" Door	900619	11.00	-	-	-	-	-	-
33A/35A Device Mtg Pkg 2 1/4" - 2 3/4"	900380	28.00	-	-	-	-	-	-
33/3547A Wood Door Mtg Pkg	900856	10.50	-	-	-	-	-	-

\* Devices shipped after July 1997

**Baseplate**

Shock Absorber Pkg	<b>050491</b>	28.00	-	-	-	-	-	-
Baseplate Screw Pkg/10	<b>090037</b>	10.00	-	-	-	-	-	-
Baseplate Bumper Pkg/4	<b>090038</b>	10.00	-	-	-	-	-	-
Baseplate Return Spring Pkg/10	<b>090039</b>	11.00	-	-	-	-	-	-
Dogging Shaft Pkg/2	<b>090040</b>	11.00	-	-	-	-	-	-
Dogging Spring Pkg/2	<b>090041</b>	10.00	-	-	-	-	-	-
Dogging Adaptor Spring Pkg/2	<b>090042</b>	14.00	-	-	-	-	-	-
Dogging Adaptor Pkg/2	<b>090043</b>	11.00	-	-	-	-	-	-
Dogging Hook Pkg/2	<b>090044</b>	11.00	-	-	-	-	-	-
227 Dog Key 5/32" Pkg/2	<b>090005</b>	18.00	-	-	-	-	-	-
227 Dog Key 5/32" Pkg/10	<b>090085</b>	65.00	-	-	-	-	-	-
EL Dogging Rod Kit - 3'	<b>050531</b>	54.00	-	-	-	-	-	-
EL Dogging Rod Kit - 4'	<b>050532</b>	54.00	-	-	-	-	-	-
EL 6' Cable and Connector	<b>110388</b>	42.00	-	-	-	-	-	-
EL Potted Circuit Breaker	<b>050534</b>	278.00	-	-	-	-	-	-
EL Solenoid/Plunger	<b>050535</b>	307.00	-	-	-	-	-	-
HD-EL Solenoid	<b>050536</b>	307.00	-	-	-	-	-	-
HD-EL Solenoid Plunger	<b>050537</b>	113.00	-	-	-	-	-	-
EL Dogging Rod Retainer	<b>050538</b>	12.00	-	-	-	-	-	-
EL Receptacle Connector	<b>050539</b>	11.00	-	-	-	-	-	-
EL Female Terminal	<b>050540</b>	11.00	-	-	-	-	-	-

✓ US15 finish available with Series 35A, only

Items in **Bold print** indicate same part number is used for the old 33/35 Series devices.

Prices subject to change without notice.

# 33A/35A Series - Parts (continued)

Description	Part. No.	Non-Finished	List Price					US3, US15, US26, 315
			US28	US26D	313	US10	US4	
<b>Baseplate</b> (continued)								
HD-EL Dog Screw	<b>050541</b>	14.00	-	-	-	-	-	-
HD-EL Solenoid Bracket	<b>050542</b>	24.00	-	-	-	-	-	-
HD-EL Dogging Spring	<b>050543</b>	14.00	-	-	-	-	-	-
SS Cable	<b>050544</b>	124.00	-	-	-	-	-	-
SS Housing	<b>050545</b>	414.00	-	-	-	-	-	-
<b>Vertical Latches</b>								
33/3527A Top Latch Kit Less Cover	050400	132.00	-	-	-	-	-	-
33/3527A Bottom Latch Kit Less Cover	050401	132.00	-	-	-	-	-	-
33/3527A Pullman Latch Kit Less Cover	050402	132.00	-	-	-	-	-	-
33/3547A Top Latch Kit	<b>050492</b>	257.00	-	-	-	-	-	-
33/3547A Bottom Latch Kit	<b>050493</b>	208.00	-	-	-	-	-	-
ES33/3547A Top Latch Kit	<b>050128</b>	188.00	-	-	-	-	-	-
* 33/3548A Top Latch Kit-(non EL)	<b>050494</b>	376.00	-	-	-	-	-	-
* EL33/3548A Top Latch Kit	<b>050516</b>	355.00	-	-	-	-	-	-
* 33/3548A Bottom Latch Kit	<b>050495</b>	404.00	-	-	-	-	-	-
33/3548A Latch Retrofit Kit-(non EL)	<b>050047</b>	629.00	-	-	-	-	-	-
33/3548A-F Latch Retrofit Kit-(non EL)	<b>050048</b>	629.00	-	-	-	-	-	-
EL33/3548A Latch Retrofit Kit	<b>050522</b>	629.00	-	-	-	-	-	-
EL33/3548A-F Latch Retrofit Kit	<b>050523</b>	629.00	-	-	-	-	-	-
33/3527A Latch Cover Kit w/Screws	050496	-	70.00	119.00	79.00	70.00	70.00	121.00
33/3527A Latch Cover Screw Pkg	<b>900850</b>	-	11.00	11.00	11.00	11.00	11.00	11.00
33/3527A Top Latch Compression Spring Pkg/10	090056	11.00	-	-	-	-	-	-
33/3527A PL Top Latch Spring Pkg/10	090057	11.00	-	-	-	-	-	-
33/3527A Top Latch Aux. Bolt Spring Pkg/10	090076	11.00	-	-	-	-	-	-
33/3527A-F AFL Strike Hole Plug	050509	10.00	-	-	-	-	-	-
33/3527A Latch Mtg Bracket Kit	050546	26.00	-	-	-	-	-	-
33/3527A Latch Screw Pkg	900589	11.00	-	-	-	-	-	-
33/3527A-F LBR Latch Mounting Package	900980	10.00	-	-	-	-	-	-
LBR Fire Latch/Strike Kit	050171	419.00	-	-	-	-	-	-
LBR Strike Plug & Screw Package	900973	11.00	-	-	-	-	-	-

\* For service replacement only. Refer to Retrofit Kits 050047, 050048, 050522 and 050523 to convert 33/3547, 33/3547A Device to 33/3548 OR 33A/3548A.

✓ US15 finish available with Series 35A, only

Items in **Bold print** indicate same part number is used for the old 33/35 Series devices.

Prices subject to change without notice.

(continued) **Parts - 33A/35A Series**

Description	Part. No.	Non-Finished	List Price					US3, US15, US26, 315
			US28	✓US32D US26D	313	US10	US4	
<b>Vertical Latches</b>								
33/3547A Latch Mounting Bracket Kit	<b>109324</b>	51.00	-	-	-	-	-	-
33/3548A Latch Mounting Bracket Kit	<b>112868</b>	57.00	-	-	-	-	-	-
33/3547A Latch Brkt Mtg. Screw (Latch) Pkg/6	<b>090059</b>	11.00	-	-	-	-	-	-
33/3547A Latch Brkt Mtg. Screw (Door) Pkg/6	<b>090061</b>	11.00	-	-	-	-	-	-
33/3547A/48A Latch Linkage Pin Retaining Ring Pkg/10	<b>090063</b>	11.00	-	-	-	-	-	-
33/3547A Latch Link Pin Pkg/10	<b>090064</b>	11.00	-	-	-	-	-	-
33/3547A Bolt Return Spring Pkg/10	<b>090065</b>	11.00	-	-	-	-	-	-
33/3547A Top Latch Compression Spring Pkg/10	<b>090066</b>	10.00	-	-	-	-	-	-
33/3547A Rod Connecting Screw-Latch Pkg/2	090071	14.00	-	-	-	-	-	-
33/3548A Rod Connecting Screw-Latch Pkg/2	090072	14.00	-	-	-	-	-	-
<b>Vertical Rods</b>								
3327A Top Rod Kit	050512	-	72.00	-	84.00	99.00	99.00	99.00
3527A Top Rod Kit	050513	-	72.00	84.00	84.00	99.00	99.00	99.00
3327A Bottom Rod Kit	050514	-	72.00	-	84.00	99.00	99.00	99.00
3527A Bottom Rod Kit	050515	-	72.00	-	84.00	99.00	99.00	99.00
33/3547A/48A Adj. Top Rod Kit - 6'8"-8'4" Dr	050519	84.00	-	-	-	-	-	-
33/3547A/48A Bottom Rod Kit	050520	84.00	-	-	-	-	-	-
3327A One Piece Top Rod Kit - 8'	050650	-	-	211.00	211.00	135.00	107.00	211.00
3327A One Piece Top Rod Kit - 10'	050651	-	-	234.00	234.00	147.00	130.00	229.00
3327A One Piece Top Rod Kit - 12'	050652	-	-	248.00	248.00	164.00	152.00	257.00
3527A One Piece Top Rod Kit - 8'	050653	-	-	211.00	211.00	135.00	107.00	211.00
3527A One Piece Top Rod Kit - 10'	050654	-	-	234.00	234.00	147.00	130.00	229.00
3527A One Piece Top Rod Kit - 12'	050655	-	-	248.00	248.00	164.00	152.00	257.00
3327A Extension Rod 36" Kit	051807	-	26.00	26.00	26.00	26.00	26.00	26.00
3527A Extension Rod 36" Kit	051811	-	26.00	26.00	26.00	26.00	26.00	26.00
3327A Extension Rod 60" Kit	050643	-	235.00	-	235.00	274.00	267.00	286.00
3527A Extension Rod 60" Kit	050645	-	235.00	-	235.00	274.00	267.00	286.00
33/3547A/48A Extension Rod Kit - Adj 8'4"-10'	<b>051808</b>	26.00	-	-	-	-	-	-
33/3547A/48A Extension Rod Kit - Adj 10'-11'8"	050622	87.00	-	-	-	-	-	-
33/3547A/48A Extension Rod Kit - Adj 11'8"-13'4"	050623	87.00	-	-	-	-	-	-
33/3547A/48A Extension Rod Kit - Adj 13'4"-15'	050624	99.00	-	-	-	-	-	-
33/3527A Rod Guide Pkg	<b>105952</b>	-	74.00	110.00	77.00	77.00	77.00	110.00
33/3527A Rod Guide Mtg Pkg	<b>900565</b>	11.00	-	-	-	-	-	-
33/3527A Rod Roll Pin Pkg/10	090054	12.00	-	-	-	-	-	-

Items in **Bold print** indicate same part number is used for the old 33/35 Series devices.

Prices subject to change without notice.

# 33A/35A Series - Parts (continued)

Description	Part. No.	Non-Finished	US28	List Price				US3, ✓US15, US26, 315
				✓US32D US26D	313	US10	US4	
<b>Vertical Rods</b> (continued)								
33/3527A Rod Connector-Latch Pkg/2	090067	18.00	—	—	—	—	—	—
33/3527A Rod Connector-C/Case Pkg/2	090068	18.00	—	—	—	—	—	—
33/3547A Ratchet Release Pkg	<b>106222</b>	—	124.00	—	124.00	124.00	124.00	—
33/3547A Ratchet Release Spacer 1/8"	970978	—	19.00	—	19.00	19.00	19.00	—
33/3547A Ratchet Lever Spring Pkg/2	<b>090069</b>	10.00	—	—	—	—	—	—
33/3547A Ratchet Release Screw Pkg/2	<b>090070</b>	14.00	—	—	—	—	—	—
33/3547A Rod Adjusting Pkg	900620	19.00	—	—	—	—	—	—
33/3547A 1/4" Insulclad Kit 1 3/4" Dr	050398	61.00	—	—	—	—	—	—
33/3547A 1/2" Insulclad Kit 1 3/4" Dr	050399	61.00	—	—	—	—	—	—

✓ US15 and US32D finish available with Series 35A, only

Items in **Bold print** indicate same part number is used for the old 33/35 series devices.

Prices subject to change without notice.

# Parts - 33A/3549A Series

Description	Non-Finished	List Price
<b>Vertical Latches</b>		
49 Top Latch Assembly	24090110	233.00
49 Bottom Latch Assembly	24090128	252.00
49 LBL-AFL Fire Pin Kit	051860	138.00

## Centerslide Kits

33/3549 Centerslide Kit	24090136	358.00
-------------------------	----------	--------

## 49 Cable\*

Top Cable Assembly	Door Opening Heights 6'0" to 6'10"	47250398	203.00
Top Cable Assembly	Door Opening Heights 6'10" to 8'0"	47250175	203.00
Top Cable Assembly	Door Opening Heights >8'0" to 9'2"	47250176	203.00
Top Cable Assembly	Door Opening Heights >9'2" to 10'4"	47250177	203.00
Bottom Cable Assembly	Door Opening Heights 6'0" to 6'10"	47250403	203.00
Bottom Cable Assembly	Door Opening Heights 6'10" to 8'0"	47250178	203.00
Bottom Cable Assembly	Door Opening Heights >8'0" to 9'2"	47250179	203.00
Bottom Cable Assembly	Door Opening Heights >9'2" to 10'4"	47250180	203.00
Replacement Cable Kit (10' core wire, end fitting, and sizing templates)		47250968	84.00

For door opening heights more than 10', consult factory.

Consult customer support for non-standard center lines or if a threshold is installed.

\* For Complete 49 Cable System kits, see Page 37.

## Mounting Packages

49 Bottom Mounting Package	23946437	99.00
49 Top Mounting Package	23946429	88.00
33/3549A HM/AL Centerside Mounting Package	23946460	99.00

## Misc.

Cable Removal Tool - qty 1	24052979	13.00
Cable Removal Tool - Pkg/10	24090706	107.00
338 Filler Plate	24230914	80.00
Spacer Block Kit 3/4" undercut	24231516	27.00

Prices subject to change without notice.

# 33/3550AWDC Series - Parts

Description	Part. No.	List Price
<b>Vertical Latches</b>		
Top Latch Kit with mounting pack	48968820	327.00
Bottom Latch Kit with mounting pack	48968838	273.00
<b>Centerslide Kits</b>		
3350A-WDC Centerslide kit with mounting pack	48973309	536.00
<b>Fire Kits</b>		
33/3550AWDC-F Fire Kit (fire barrier, intumescent for scalp plate and barrier, mounting packs)	48968879	278.00
<b>Mounting Kit</b>		
Top, Bottom, and centerslide Mounting Pkg	24685505	27.00
Top Latch Mounting Kit	49000409	11.00
Bottom Latch Mounting Kit	49000391	11.00
<b>Cables</b>		
TOP CABLE 6'8"-7'0" WDC	24648180	49.00
TOP CABLE 7'1"-8'0" WDC	24647273	49.00
TOP CABLE 8'1"-9'0" WDC	24647281	55.00
TOP CABLE 9'1"-10'0" WDC	24647299	55.00
BOTTOM CABLE WDC	24647265	49.00
<b>Fire Pin Kit</b>		
50WDC Fire pin Kit ( current fire pin, fire pin sleeve, fire pin strike)	48968887	147.00
<b>Lift Finger Kit</b>		
3350AWDC Lift Finger Kit	24685562	82.00

Prices subject to change without notice.

# Parts - 330/350 Series

Description	Part. No.	Non-Finished	List Price					US3, US26, 315
			US28	US26D	313	US10	US4	
<b>End Cap</b>								
330/350 End Cap Kit for Lock Stile	050014	—	74.00	81.00	74.00	91.00	82.00	82.00
RX330/350 End Cap Mtg Bracket for Lock Stile	050524	10.00	—	—	—	—	—	—
<b>Push Bar</b>								
* 33A/35A Push Bar Retrofit Kit - 3' Dr	See Note	—	190.00	224.00	206.00	306.00	297.00	350.00
* 33A/35A Push Bar Retrofit Kit - 4' Dr	See Note	—	204.00	246.00	221.00	320.00	306.00	362.00
33A/35A Push Bar Guide Pkg/10	090049	12.00	—	—	—	—	—	—
* <b>Note:</b> To order, specify device type, size, finish. Example: PBKIT 33A 3' US28 Push Bar Assemblies are for the SS & RX 330/350 only. Push bars can not be replaced on the standard 330/350 Dummy Push Bar.								
33A Fire or Less Dogging Cover Plate Kit	050133	—	41.00	—	41.00	41.00	41.00	41.00
35A Fire or Less Dogging Cover Plate Kit	050109	—	41.00	—	41.00	41.00	41.00	41.00
RX/SS 330/350 Spacer Pkg/2	090047	24.00	—	—	—	—	—	—
RX/SS 330/350 Baseplate Bearing Strip Pkg/2	090048	11.00	—	—	—	—	—	—
<b>Screw Packs</b>								
330/350 Push Bar 1 3/4" Door	900835	11.00	—	—	—	—	—	—
330/350 Push Bar 2 1/4" Door	900836	11.00	—	—	—	—	—	—
230/990DT x 330/350 1 3/4" Dr	050140	—	—	14.00	14.00	14.00	14.00	14.00
230/990DT x 330/350 2 1/4" Dr	050141	—	—	14.00	14.00	14.00	14.00	14.00
696/697DT x 330/350 1 3/4" Dr	050142	—	—	14.00	14.00	14.00	14.00	14.00
696/697DT x 330/350 2 1/4" Dr	050143	—	—	14.00	14.00	14.00	14.00	14.00

Prices subject to change without notice.



# 55 Series - Parts

Description	Part. No.	Non-Finished	List Price			US3, US26, SPBLK
			US10B, US26D	US10	US4	
<b>Center Case Kits (includes mounting screws)</b>						
55EO Center Case Kit	050183	-	765.00	826.00	765.00	972.00
55NL Center Case Kit	050184	-	820.00	926.00	820.00	1026.00
5575 Center Case RHR Kit	050185	-	487.00	544.00	487.00	622.00
5575 Center Case LHR Kit	050186	-	487.00	544.00	487.00	622.00
5575-F Center Case RHR Kit	050187	-	542.00	601.00	542.00	678.00
5575-F Center Case LHR Kit	050188	-	542.00	601.00	542.00	678.00
5547 RHR Center Case Kit	050189	-	487.00	544.00	487.00	622.00
5547 LHR Center Case Kit	050191	-	487.00	544.00	487.00	622.00
5547-F RHR Center Case Kit	050192	-	542.00	601.00	542.00	678.00
5547-F LHR Center Case Kit	050193	-	542.00	601.00	542.00	678.00
5547WDC RHR Center Case Kit	050194	-	542.00	601.00	542.00	678.00
5547WDC LHR Center Case Kit	050195	-	542.00	601.00	542.00	678.00

## Center Case Parts - Rim

55CK-NL Conversion Kit (Order Trim Separate)	050105	50.00	-	-	-	-
55 Rim Backplate w/Screws	050332	-	66.00	70.00	66.00	70.00
55 Case Bushing	050333	14.00	-	-	-	-
55 Rim Spring Clip w/Screws	050334	21.00	-	-	-	-
55 Rim Latch Bolt w/Axle and Spring	050352	144.00	-	-	-	-
55 Rim Latch Bolt Axle	050353	11.00	-	-	-	-
55 Rim Latch Bolt Spring	050354	11.00	-	-	-	-
55NL CAM RH	050355	33.00	-	-	-	-
55NL CAM LH	050356	33.00	-	-	-	-
55 Axle Retainer Pkg/2	090023	25.00	-	-	-	-
55 Spring Anchor Screw Pkg/10	090024	11.00	-	-	-	-
55 Backplate Screw Pkg/10	090025	11.00	-	-	-	-
55 Rim Center Case Retaining Screw Pkg/2	090022	41.00	-	-	-	-
55 Rim Center Case Retaining Screw Pkg/10	090050	184.00	-	-	-	-
55 Rim Center Case Mounting Pkg	900507	-	11.00	11.00	11.00	11.00
55 Rim 2" Dr SNB Mounting Pkg	900512	-	11.00	11.00	11.00	11.00

## Center Case Parts - 5547

5547 Control Lever	050357	46.00	-	-	-	-
55 Retaining Screw Pkg/10	090051	184.00	-	-	-	-
55 Retaining Screw Pkg/2	090026	41.00	-	-	-	-
55 Case Bushing	050333	14.00	-	-	-	-
5547 Center Case Mounting Pkg	900508	-	11.00	11.00	11.00	11.00
5547 2" Dr SNB Mounting Pkg	900514	-	11.00	11.00	11.00	11.00
5547 Blind Fastener Package	900539	42.00	-	-	-	-

Prices subject to change without notice.

Description	Part. No.	Non-Finished	List Price			
			US10B, US26D	US10	US4	US3, US26, SPBLK
<b>Center Case Kits – 5547-F/5547WDC/5575/5575-F</b>						
5547-F/47WDC/75/75F Lift Member	050360	99.00	–	–	–	–
5547-F/47WDC Lift Member Channel	050359	37.00	–	–	–	–
5547/47-F Latch Release Spring	050362	11.00	–	–	–	–
5547-F/47WDC Spring Anchor	050363	14.00	–	–	–	–
5547-F/47WDC Lift Member Lever	050358	48.00	–	–	–	–
55 Case Bushing	050333	14.00	–	–	–	–
55 Retaining Screw Pkg/10	090051	184.00	–	–	–	–
55 Retaining Screw Pkg/2	090026	41.00	–	–	–	–
55 Spring Anchor Screw Pkg/10	090024	9.00	–	–	–	–
Lift Member Guide Screw Pkg/10	090027	9.00	–	–	–	–
5547-F/5575/75-F Center Case Mounting Pkg	900509	–	11.00	11.00	11.00	11.00
5547WDC Center Case Mounting Pkg	900507	–	11.00	11.00	11.00	11.00
5547WDC 2" Dr SNB Mounting Pkg	900512	–	11.00	11.00	11.00	11.00
5547/75 2" Dr SNB Mounting Pkg	900514	–	11.00	11.00	11.00	11.00
<b>Crossbars</b>						
42" Standard Crossbar Kit	050004	–	206.00	210.00	206.00	217.00
42" Knurled Crossbar Kit	050005	–	331.00	337.00	331.00	358.00
37" Crossbar Reinforcement Kit	050459	111.00	–	–	–	–
<b>End Case</b>						
55R/5575/5547 RHR End Case Kit	050196	–	329.00	358.00	329.00	466.00
55R/5575/5547 LHR End Case Kit	050197	–	329.00	358.00	329.00	466.00
5547/75-F RHR End Case Kit	050198	–	329.00	358.00	329.00	466.00
5547/75-F LHR End Case Kit	050199	–	329.00	358.00	329.00	466.00
RX5547/75/-F LHR End Case Kit	040000	–	620.00	650.00	620.00	761.00
RX5547/75/-F RHR End Case Kit	040001	–	620.00	650.00	620.00	761.00
55 Series End Case Backplate	050364	14.00	–	–	–	–
55 Retaining Screw Pkg/10	090051	184.00	–	–	–	–
55 Retaining Screw Pkg/2	090026	41.00	–	–	–	–
55 End Case Spring Pkg/20	090052	72.00	–	–	–	–
55 End Case Spring Pkg/4	090028	35.00	–	–	–	–
55 End Case Spring Lever	050366	41.00	–	–	–	–
55 Series End Case Mounting Pkg	900507	–	11.00	11.00	11.00	11.00
<b>Lever Arms</b>						
55 R/M/CV LH Lever Arm Kit	050112	–	352.00	376.00	306.00	403.00
55 R/M/CV RH Lever Arm Kit	050136	–	352.00	376.00	306.00	403.00
5547-F/75-F LH Lever Arm Kit	050137	–	352.00	376.00	306.00	403.00
5547-F/75-F RH Lever Arm Kit	050139	–	352.00	376.00	306.00	403.00
55 Wedgetite Screw Pkg/2	090008	9.00	–	–	–	–
55 Wedgetite Screw Pkg/30	090081	48.00	–	–	–	–
Crossbar Tube Attaching Wedge Pkg/2	090020	11.00	–	–	–	–
Crossbar Tube Attaching Ring Pkg/2	090021	14.00	–	–	–	–
55 Dog Screw Pkg/2	090029	21.00	–	–	–	–
55 Dog Screw Pkg/10	090053	66.00	–	–	–	–
227 Dog Key 5/32" Pkg/2	090005	18.00	–	–	–	–
227 Dog Key 5/32" Hex Pkg/10	090085	65.00	–	–	–	–
55 Series Special Hex Key (Reversing Pkg)	103866	11.00	–	–	–	–

Prices subject to change without notice.

# 55 Series - Parts (continued)

Description	Part. No.	Non-Finished	List Price			
			US10B, US26D	US10	US4	US3, US26, SPBLK
<b>Vertical Latches</b>						
5547-F Soffit Latch Kit	114141	186.00	-	-	-	-
5547-F Release Guide Cover w/Screws	050278	-	184.00	184.00	184.00	250.00
5547/47WDC Bottom Bracket Guide	050370	77.00	-	-	-	-
5547 Rod Connector Rivet Pkg/10	090011	9.00	-	-	-	-
5547WDC Top Plate Screw Pkg Pkg/10	090033	12.00	-	-	-	-
5547-F Plunger Release Brkt Screws Pkg/10	090034	-	19.00	33.00	19.00	19.00
5547-F Flush Tran. Release Screws Pkg/10	090035	-	14.00	14.00	14.00	14.00
5547/47WDC Top Plate	100316	112.00	-	-	-	-
5547 Soffit Latch Mounting Pkg	900502	9.00	-	-	-	-
5547-F Plunger Release Bracket	900576	-	76.00	76.00	76.00	76.00
5547-F Flush Transom Release Brkt w/Screws	900614	-	110.00	110.00	110.00	110.00
5547-F Top Latch Release Screws Pkg/20	PKGSRV.1018	11.00	-	-	-	-
<b>Vertical Rods</b>						
5547 Top Rod Kit 6'8"-8' Door	050053	359.00	-	-	-	-
5547-F Top Rod Kit 6'8"-8' Door	050457	-	359.00	359.00	359.00	359.00
5547WDC Top Rod Kit 6'8"-8' Door	050110	359.00	-	-	-	-
ES5547 Top Latch/Rod Serv Kit	050656	405.00	-	-	-	-
5547 Top Rod Kit 8'-10' Door	050372	381.00	-	-	-	-
5547-F Top Rod Kit 8'-10' Door	050373	-	381.00	381.00	381.00	381.00
5547WDC Top Rod Kit 8'-10' Door	050374	381.00	-	-	-	-
5547 Bottom Rod Kit	050036	359.00	-	-	-	-
5547-F Bottom Rod Kit	050458	359.00	-	-	-	-
5547WDC Bottom Rod Kit	050096	359.00	-	-	-	-
5547 Extension Rod Kit 8'-10' Door	051704	26.00	-	-	-	-
5547-F Extension Rod Kit 8'-10' Door	051705	26.00	-	-	-	-
5547WDC Extension Rod Kit 8'-10' Door	051707	26.00	-	-	-	-
5547 Extension Rod Kit 10'-12' Door	050631	86.00	-	-	-	-
5547-F Extension Rod Kit 10'-12' Door	050634	183.00	-	-	-	-
5547WDC Extension Rod Kit 10'-12' Door	050639	183.00	-	-	-	-
5547 Extension Rod Kit 12'-14' Door	050632	86.00	-	-	-	-
5547-F Extension Rod Kit 12'-14' Door	050635	183.00	-	-	-	-
5547WDC Extension Rod Kit 12'-14' Door	050640	191.00	-	-	-	-
5547 Extension Rod Kit 14'-16' Door	050633	86.00	-	-	-	-
5547-F Extension Rod Kit 14'-16' Door	050636	183.00	-	-	-	-
5547WDC Extension Rod Kit 14'-16' Door	050641	183.00	-	-	-	-
5547 Rod Control Housing	050367	326.00	-	-	-	-
5547 Top Rod Connector w/Pin	050368	44.00	-	-	-	-
5547 Bottom Rod Connector w/Pin	050369	41.00	-	-	-	-
5547-F Rod Guide Mounting Screws Pkg/10	090018	9.00	-	-	-	-
5547 Rod Connector Pin Pkg/2	090030	12.00	-	-	-	-
5547 Top Rod 1/8 x 5/8 Roll Pin Pkg/10	090032	9.00	-	-	-	-
5547WDC Latch Control	100315	347.00	-	-	-	-
5547-F Bottom Guide Package	100741	77.00	-	-	-	-
5547-F Rod Guide Package	105144	14.00	-	-	-	-
5547-F Rod Set Mounting Package	900541	9.00	-	-	-	-

Prices subject to change without notice.

# Parts - 88 Series

Description	Part. No.	Non-Finished	List Price			US3, US26, SPBLK
			US10B, US26D	US10	US4	
<b>Backplate Conversion Kits</b>						
88CK-NL Converts TP,K to NL - Panic	050101	-	51.00	53.00	47.00	54.00
88CK-TP Converts EO,DT,NL,K to TP - Panic	050102	-	63.00	67.00	59.00	72.00
88CK-K/L Converts EO,DT,NL,TP to K or L - Panic	050103	-	109.00	113.00	105.00	121.00
88CK-NL-F Converts TP,K to NL - Fire	050106	-	57.00	58.00	55.00	59.00
88CK-TP-F Converts EO,DT,NL,K to TP - Fire	050107	-	72.00	76.00	63.00	82.00
88CK-K/L-F Converts EO,DT,NL,TP to K or L - Fire	050108	-	109.00	113.00	107.00	121.00
8827CK-TP Converts EO,DT,K to TP - Panic or Fire	050104	195.00	-	-	-	-
8827CK-K/L-K/L-F Converts EO,DT,TP to K or L - Panic or Fire	050200	194.00	-	-	-	-
8827CK-K-NL/K-NL-F	050201	217.00	-	-	-	-
8827CK-TP-NL/TP-NL-F	050202	197.00	-	-	-	-
8827CK-EO/DT/TL	050447	33.00	-	-	-	-

## Center Case Kits (includes mounting screws)

88EO/DT/NL Rim Center Case Kit	050409	-	635.00	665.00	533.00	694.00
88TP Rim Center Case Kit	050410	-	635.00	665.00	533.00	694.00
88K/L RHR Center Case Kit	050411	-	635.00	665.00	533.00	694.00
88K/L LHR Center Case Kit	050412	-	635.00	665.00	533.00	694.00
8875 RHR Center Case Kit	050413	-	510.00	523.00	424.00	557.00
8875 LHR Center Case Kit	050414	-	510.00	523.00	424.00	557.00
8827EO/DT/TL Center Case Kit	050415	-	336.00	344.00	314.00	368.00
8827TP Center Case Kit	050416	-	447.00	456.00	390.00	466.00
8827K/L Center Case Kit	050417	-	561.00	587.00	479.00	609.00
8827TP-NL Center Case Kit	050418	-	447.00	456.00	390.00	466.00
8827K-NL Center Case Kit	050419	-	561.00	587.00	479.00	609.00
8875-F RHR Center Case Kit	050420	-	587.00	616.00	482.00	638.00
8875-F LHR Center Case Kit	050421	-	587.00	616.00	482.00	638.00
8847-F RHR Center Case Kit	050422	-	587.00	616.00	482.00	638.00
8847-F LHR Center Case Kit	050423	-	587.00	616.00	482.00	638.00
88EO-F/NL-F RHR Center Case Kit	050424	-	798.00	945.00	945.00	998.00
88EO-F/NL-F LHR Center Case Kit	050425	-	798.00	945.00	945.00	998.00

## Center Case Kits (includes mounting screws)

88TP-F RHR Center Case Kit	050426	-	828.00	981.00	981.00	1037.00
88TP-F LHR Center Case Kit	050427	-	828.00	981.00	981.00	1037.00
88K/L-F RHR Center Case Kit	050428	-	828.00	981.00	981.00	1037.00
88K/L-F LHR Center Case Kit	050429	-	828.00	981.00	981.00	1037.00
8827EO-F/TL-F Center Case Kit	050430	-	434.00	449.00	359.00	470.00
8827TP-F Center Case Kit	050431	-	629.00	658.00	524.00	688.00
8827K/L-F Center Case Kit	050432	-	660.00	691.00	557.00	721.00
8827TP-NL-F Center Case Kit	050433	-	609.00	639.00	500.00	664.00
8827K-NL-F Center Case Kit	050434	-	673.00	691.00	563.00	735.00

Prices subject to change without notice.

# 88 Series - Parts (continued)

Description	Part. No.	Non-Finished	List Price			US3, US26, SPBLK
			US10B, US26D	US10	US4	
<b>Center Case Parts - Rim</b>						
* 88 Thumbpiece Lift Replacement Kit	050019	72.00	-	-	-	-
88 Rim Auxiliary Backplate	050260	-	46.00	48.00	46.00	48.00
88-F Master Cam RH	050273	63.00	-	-	-	-
88-F Master Cam LH	050274	63.00	-	-	-	-
88-F Auxiliary Bolt RH	050275	51.00	-	-	-	-
88-F Auxiliary Bolt LH	050276	51.00	-	-	-	-
88 Cylinder Anchor Plate	050331	10.00	-	-	-	-
88 Latchbolt w/Axle Kit	050497	74.00	-	-	-	-
88-F Latchbolt w/Axle Kit	050498	77.00	-	-	-	-
88 Rim Latch Retainer Plate	050499	11.00	-	-	-	-
88 Rim Latch Tail, Spring, Rivet Kit	050500	48.00	-	-	-	-
88 Rim Latch Tail Spring Pkg/10	050393	10.00	-	-	-	-
88 Rim Master Cam	050501	26.00	-	-	-	-
88NL Cylinder Cam	050502	29.00	-	-	-	-
88NL-F Cylinder Cam	050503	26.00	-	-	-	-
88K/L-F Knob Cam Lift	050504	44.00	-	-	-	-
88K/L-F Cylinder Cam	050505	26.00	-	-	-	-
88K/L-F Knob Cam Bracket	050506	88.00	-	-	-	-
88TP/-F Cylinder Cam	050508	14.00	-	-	-	-
88 Rim Latch Bolt Axle Pkg/4	090001	11.00	-	-	-	-
88 Rim Center Case Rivet Pkg/10	090002	11.00	-	-	-	-
88-F Rim Gravity Dog Spring Pkg/5	090009	11.00	-	-	-	-
88K/L-F Retaining Ring Pkg/10	090015	11.00	-	-	-	-
88-F Auxiliary Bolt Return Spring Pkg/5	090017	11.00	-	-	-	-
Hex Socket Wrench 5/32"	113853	8.00	-	-	-	-
88 C/C or E/C Mtg Pkg (CS and MS)	900503	-	12.00	12.00	12.00	12.00
88 C/C or E/C Mtg Pkg (CS Screws)	900504	-	11.00	11.00	11.00	11.00
88 C/C or E/C Mtg Pkg (MS Scr 1-3/4" Dr)	900505	-	10.00	10.00	10.00	10.00
88 C/C or E/C Mtg Pkg (MS Scr 2-1/4" Dr)	900506	-	10.00	10.00	10.00	10.00
88 Rim Latch Retainer Plate Screw Pkg/10	900610	11.00	-	-	-	-
88 Backplate Screw Pkg/4	900613	11.00	-	-	-	-

\* For 88TP/TP-F devices shipped after June 2000. For devices shipped before June 2000, replace 050102 for 88TP or 050107 for 88TP-F.

Prices subject to change without notice.

Description	Part. No.	Non-Finished	List Price			
			US10B, US26D	US10	US4	US3, US26, SPBLK
<b>Center Case Parts - Surface Vertical</b>						
88 Cylinder Anchor Plate	050331	10.00	-	-	-	-
8827/27-F Rod Control	050446	88.00	-	-	-	-
8827K/K-NL/TP/TP-NL/-F Cylinder Cam	050448	26.00	-	-	-	-
8827K/K-NL/-F Knob Hub	050449	99.00	-	-	-	-
8827K-NL/TP-NL Backplate Pin Pkg/2	090012	21.00	-	-	-	-
8827/27-F Rod Control Pin Pkg/2	090016	11.00	-	-	-	-
88 C/C or E/C Mtg Pkg (CS and MS)	900503	-	12.00	12.00	12.00	12.00
88 C/C or E/C Mtg Pkg (CS Screws)	900504	-	11.00	11.00	11.00	11.00
88 C/C or E/C Mtg Pkg (MS Scr 1-3/4" Dr)	900505	-	10.00	10.00	10.00	10.00
88 C/C or E/C Mtg Pkg (MS Scr 2-1/4" Dr)	900506	-	10.00	10.00	10.00	10.00
8827 Backplate Screw Pkg	900615	11.00	-	-	-	-
<b>Center Case Parts - Concealed Vertical/Mortise</b>						
8847-F/75/75-F Latch Control LH	050209	175.00	-	-	-	-
8847-F/75/75-F Latch Control RH	050210	175.00	-	-	-	-
8847-F/75/75-F Backplate w/Screws	050211	13.00	-	-	-	-
88 Cylinder Anchor Plate	050331	10.00	-	-	-	-
8847/75-F Flat Point Set Screw Pkg/5	090013	13.00	-	-	-	-
8847-F/75/75-F C/Case Spring Pkg/2	090014	11.00	-	-	-	-
88 C/C or E/C Mtg Pkg (CS and MS)	900503	-	12.00	12.00	12.00	12.00
88 C/C or E/C Mtg Pkg (CS Screws)	900504	-	11.00	11.00	11.00	11.00
88 C/C or E/C Mtg Pkg (MS Scr 1-3/4" Dr)	900505	-	10.00	10.00	10.00	10.00
88 C/C or E/C Mtg Pkg (MS Scr 2-1/4" Dr)	900506	-	10.00	10.00	10.00	10.00
8827 Backplate Screw Pkg	900615	11.00	-	-	-	-
<b>Crossbars</b>						
42" Standard Crossbar Kit	050004	-	206.00	210.00	206.00	217.00
42" Knurled Crossbar Kit	050005	-	330.00	336.00	330.00	357.00
37" Crossbar Reinforcement Kit	050459	111.00	-	-	-	-

Prices subject to change without notice.

# 88 Series - Parts (continued)

Description	Part. No.	Non-Finished	List Price			
			US10B, US26D	US10	US4	US3, US26, SPBLK
<b>End Case</b>						
88 R/M/V End Case Kit	050435	-	217.00	235.00	184.00	250.00
8827-F/8875-F/8847-F End Case Kit	050436	-	294.00	305.00	248.00	327.00
88-F Rim End Case Kit	050437	-	257.00	277.00	217.00	300.00
88 RX Subminiature Switch	968938	30.00	-	-	-	-
88 End Case Spring Pkg/10	090080	48.00	-	-	-	-
88 End Case Spring Pkg/2	090003	12.00	-	-	-	-
88 End Case Spring Stop Kit	050451	14.00	-	-	-	-
88-F End Case Spring Stop Kit	050452	14.00	-	-	-	-
88/88-F End Case Spring Tube	050476	11.00	-	-	-	-
88/88-F Spring Tube Bracket w/Screws Kit	050477	11.00	-	-	-	-
88 C/C or E/C Mtg Pkg (CS and MS)	900503	-	12.00	12.00	12.00	12.00
88 C/C or E/C Mtg Pkg (CS Screws)	900504	-	11.00	11.00	11.00	11.00
88 C/C or E/C Mtg Pkg (MS Scr 1-3/4" Dr)	900505	-	10.00	10.00	10.00	10.00
88 C/C or E/C Mtg Pkg (MS Scr 2-1/4" Dr)	900506	-	10.00	10.00	10.00	10.00

## Lever Arms

88 R/M/V RH Lever Arm Kit	050438	-	172.00	180.00	145.00	184.00
88 R/M/V LH Lever Arm Kit	050439	-	172.00	180.00	145.00	184.00
88-F Rim RH Lever Arm Kit	050440	-	234.00	239.00	206.00	248.00
88-F Rim LH Lever Arm Kit	050441	-	234.00	239.00	206.00	248.00
8827-F/47-F RH Lever Arm Kit	050442	-	234.00	239.00	206.00	248.00
8827-F/47-F LH Lever Arm Kit	050443	-	234.00	239.00	206.00	248.00
8875-F RH Lever Arm Kit	050444	-	234.00	239.00	206.00	248.00
8875-F LH Lever Arm Kit	050445	-	234.00	239.00	206.00	248.00
Axle Security Pin Pkg/50	033022	50.00	-	-	-	-
Axle Security Pin Pkg/10	090007	14.00	-	-	-	-
Dog Screw Pkg/2	090004	19.00	-	-	-	-
Dog Screw Pkg/10	090083	67.00	-	-	-	-
227 Dog Key 5/32" Pkg/2	090005	18.00	-	-	-	-
227 Dog Key 5/32" Pkg/10	090085	65.00	-	-	-	-
Lever Arm Axles Pkg/2	090006	29.00	-	-	-	-
Lever Arm Axles Pkg/10	090082	132.00	-	-	-	-
Wedgetite Screw Pkg/2	090008	9.00	-	-	-	-
Wedgetite Screws Pkg/30	090081	48.00	-	-	-	-
Crossbar Tube Attaching Wedge Pkg/2	090020	11.00	-	-	-	-
Crossbar Tube Attaching Ring Pkg/2	090021	14.00	-	-	-	-
88 Lever Arm Axle Package	103865	63.00	-	-	-	-

Prices subject to change without notice.

Description	Part. No.	Non-Finished	List Price			
			US10B, US26D	US10	US4	US3, US26, SPBLK
<b>Vertical Latches</b>						
8827 LR Top Latch Kit Less Cover	050460	187.00	-	-	-	-
8827 LR Bottom Latch Kit Less Cover	050461	187.00	-	-	-	-
8827-F Top Latch Kit Less Cover	050462	214.00	-	-	-	-
8827-F Bottom Latch Kit Less Cover	050463	214.00	-	-	-	-
8827 PL Top Latch Kit Less Cover	050471	124.00	-	-	-	-
8827 PL Bottom Latch Kit Less Cover	050472	124.00	-	-	-	-
8827-F/47-F Soffit Latch Kit	114141	186.00	-	-	-	-
8827 LR Top Latch Kit w/Cover	050466	-	276.00	285.00	276.00	295.00
8827 LR Bottom Latch Kit w/Cover	050467	-	276.00	285.00	276.00	295.00
8827-F Top Latch Kit w/Cover	050468	-	338.00	351.00	333.00	381.00
8827-F Bottom Latch Kit w/Cover	050469	-	338.00	351.00	333.00	381.00
8827 PL Top Latch Kit w/Cover	050473	-	214.00	221.00	207.00	255.00
8827 PL Bottom Latch Kit w/Cover	050479	-	214.00	221.00	207.00	255.00
8827-F Flush Transom Latch Kit w/Cover	050480	-	351.00	378.00	351.00	392.00
8827 Latch Cover Kit	050464	-	77.00	84.00	77.00	99.00
8827-F Top Latch Cover Kit	050465	-	119.00	124.00	112.00	159.00
8827-F Flush Transom Latch Cover Kit	050481	-	166.00	173.00	166.00	186.00
8827 Latch Special Chassis Nut	050277	11.00	-	-	-	-
8847-F Release Guide Cover w/Screws	050278	-	184.00	184.00	184.00	250.00
8827 LR Top Rod Connector	050279	14.00	-	-	-	-
8827 LR Bottom Rod Connector	050327	14.00	-	-	-	-
8827 Chassis Tie Rod	050328	11.00	-	-	-	-
8827-F Special Chassis Hex Stud	050478	11.00	-	-	-	-
8827-F Plunger Release Bracket	107765	-	66.00	66.00	57.00	66.00
8827 Latch Case Mounting Package	900501	9.00	-	-	-	-
8827/47-F Soffit Latch Mounting Package	900502	9.00	-	-	-	-
8847-F Plunger Release Bracket Package	900576	-	76.00	76.00	76.00	76.00
8847-F Flush Transom Release Brkt Pkg	900614	-	110.00	110.00	110.00	110.00
8827 Latch Case Cover Screw Package	900850	-	11.00	11.00	11.00	11.00
8827-F Flush Transom Latch Screw Pkg	900852	-	29.00	29.00	29.00	29.00

Prices subject to change without notice.



# 88 Series - Parts (continued)

Description	Part. No.	Non-Finished	List Price				US3, US26, SPBLK
			US26D	US10B	US10	US4	
<b>Vertical Rods</b>							
8827 Top Rod Kit	050453	-	99.00	99.00	114.00	99.00	126.00
8827-F Top Rod Kit	050454	-	99.00	99.00	114.00	99.00	126.00
8827 Bottom Rod Kit	050455	-	99.00	99.00	114.00	99.00	126.00
8827-F Bottom Rod Kit	050456	-	99.00	99.00	114.00	99.00	126.00
8847-F Top Rod Kit - 6'8"-8' Door	050457	-	359.00	359.00	359.00	359.00	359.00
8847-F Bottom Rod Kit	050458	359.00	-	-	-	-	-
8827 One Piece Top Rod - 8'	050662	-	122.00	174.00	189.00	152.00	378.00
8827-F One Piece Top Rod - 8'	050663	-	122.00	174.00	189.00	152.00	378.00
8827 12" Extension Rod Kit	051701	-	26.00	26.00	26.00	26.00	26.00
8827 24" Extension Rod Kit	051703	-	26.00	26.00	26.00	26.00	26.00
8827 36" Extension Rod Kit	050660	-	81.00	124.00	91.00	78.00	278.00
8827 48" Extension Rod Kit	050661	-	95.00	138.00	110.00	91.00	292.00
8847-F Extension Rod Kit - 8'-10' Door	051705	26.00	-	-	-	-	-
8847-F Extension Rod Kit - 10'-12' Door	050634	183.00	-	-	-	-	-
8847-F Extension Rod Kit - 12'-14' Door	050635	183.00	-	-	-	-	-
8847-F Extension Rod Kit - 14'-16' Door	050636	183.00	-	-	-	-	-
8827 Extension Rod Coupling	050093	14.00	-	-	-	-	-
8827 Rod Guide Kit	050482	-	72.00	72.00	74.00	70.00	74.00
8827/27-F Bottom Rod Roll Pin Pkg/10	090010	12.00	-	-	-	-	-
8847/47-F Rod Connector Rivet Pkg/10	090011	9.00	-	-	-	-	-
8847-F Rod Guide Mtg. Screws Pkg/10	090018	9.00	-	-	-	-	-
8847-F Bottom Guide Package	100741	77.00	-	-	-	-	-
8847-F Rod Guide Kit	105140	21.00	-	-	-	-	-
8827 Rod Guide Mounting Package	900534	-	11.00	11.00	18.00	11.00	18.00
8847-F Rod Set Mounting Package	900541	9.00	-	-	-	-	-
8827 PL Top Rod Connector	967341	12.00	-	-	-	-	-

Prices subject to change without notice.

# Parts - 98/99 Series

Description	Part. No.	Non-Finished	US28, 313, 315	List Price				US3, ✓US15, US26
				US26D	✓US32D	US10	US4	
<b>Center Case</b>								
98/99 Rim Center Case Kit Less Cover	050020	411.00	-	-	-	-	-	-
98/99-F Rim Center Case Kit Less Cover	050026	431.00	-	-	-	-	-	-
98/9927/-F Center Case Kit Less Cover	050021	223.00	-	-	-	-	-	-
98/9947/48/-F Center Case Kit Less Cover	050022	570.00	-	-	-	-	-	-
98/9975/-F Center Case Kit Less Cover	050023	160.00	-	-	-	-	-	-
98/99-2 RHR Center Case Kit Less Cover	050024	707.00	-	-	-	-	-	-
98/99-2 LHR Center Case Kit Less Cover	050025	707.00	-	-	-	-	-	-
98/99-F-2 RHR Center Case Kit Less Cover	050027	716.00	-	-	-	-	-	-
98/99-F-2 LHR Center Case Kit Less Cover	050028	716.00	-	-	-	-	-	-
98/9975-2 RHR Center Case Kit Less Cover	050029	275.00	-	-	-	-	-	-
98/9975-2 LHR Center Case Kit Less Cover	050030	275.00	-	-	-	-	-	-
SD98/99/57 RHR Rim Center Case Kit Less Cover	050548	688.00	-	-	-	-	-	-
SD98/99/57 LHR Rim Center Case Kit Less Cover	050549	688.00	-	-	-	-	-	-
SD98/9927 RHR Center Case Kit Less Cover	050550	506.00	-	-	-	-	-	-
SD98/9927 LHR Center Case Kit Less Cover	050551	506.00	-	-	-	-	-	-
SD98/9947/48/49 RHR Center Case Kit Less Cover	050552	707.00	-	-	-	-	-	-
SD98/9947/48/49 LHR Center Case Kit Less Cover	050553	707.00	-	-	-	-	-	-
WS98/9927 Center Case RHR Less Cover	101024	411.00	-	-	-	-	-	-
WS98/9927 Center Case LHR Less Cover	101023	411.00	-	-	-	-	-	-
WS98/9957 Center Case RHR Less Cover	24086894	411.00	-	-	-	-	-	-
WS98/9957 Center Case LHR Less Cover	24086860	411.00	-	-	-	-	-	-
SD98/99 Rim Conversion Kit RHR	050386	-	993.00	1046.00	1,086.00	1,086.00	1046.00	1,097.00
SD98/99 Rim Conversion Kit LHR	050387	-	993.00	1046.00	1,086.00	1,086.00	1046.00	1,097.00
98/99-2 Conversion Kit RHR	050388	-	993.00	1046.00	1,086.00	1,086.00	1046.00	1,097.00
98/99-2 Conversion Kit LHR	050389	-	993.00	1046.00	1,086.00	1,086.00	1046.00	1,097.00
98/99-2SI Conversion Kit RHR	051883	-	1,221.00	1,274.00	1,313.00	1,313.00	1,274.00	1,325.00
98/99-2SI Conversion Kit LHR	051884	-	1,221.00	1,274.00	1,313.00	1,313.00	1,274.00	1,325.00
98/99-2SI Center Case Cover Kit RHR	050831		173.00	201.00	226.00	201.00	201.00	239.00
98/99-2SI Center Case Cover Kit LHR	050832		173.00	201.00	226.00	201.00	201.00	239.00
98/99/-F Center Case Cover Kit	050071	-	130.00	187.00	195.00	187.00	187.00	214.00
98/9927/27-F Center Case Cover Kit	050072	-	130.00	187.00	195.00	187.00	187.00	214.00
98/9947/47/49/75/75-F Center Case Cover Kit	050073	-	130.00	187.00	195.00	187.00	187.00	214.00
98/9957/-F Center Case Cover Kit	050554	-	130.00	187.00	195.00	187.00	187.00	214.00
98/99-2/SD RHR Center Case Cover Kit	050555	-	168.00	195.00	219.00	195.00	195.00	234.00
98/99-2/SD LHR Center Case Cover Kit	050556	-	168.00	195.00	219.00	195.00	195.00	234.00
98/9975-2 RHR Center Case Cover Kit	050557	-	168.00	195.00	219.00	195.00	195.00	234.00
98/9975-2 LHR Center Case Cover Kit	050558	-	168.00	195.00	219.00	195.00	195.00	234.00
CX-CD/SD98/9927 RHR Center Case Cover Kit	050559	-	168.00	195.00	219.00	195.00	195.00	234.00
CX-CD/SD98/9927 LHR Center Case Cover Kit	050560	-	168.00	195.00	219.00	195.00	195.00	234.00
CX-CD/SD98/9947 RHR Center Case Cover Kit	050562	-	168.00	195.00	219.00	195.00	195.00	234.00
CX-CD/SD98/9947 LHR Center Case Cover Kit	050563	-	168.00	195.00	219.00	195.00	195.00	234.00

For Antimicrobial Finishes add \$6.50 to list. ✓ US32D AND US15 finishes available with Series 98 only.

Prices subject to change without notice.

# 98/99 Series - Parts (continued)

Description	Part. No.	Non-Finished	US28, 313, 315	List Price				US3, ✓US15, US26
				US26D	✓US32D	US10	US4	
<b>Center Case</b> (continued)								
Control Link Pin Kit (w/Retaining Ring)	050529	11.00	-	-	-	-	-	-
Control Link Pin Retaining Ring Pkg/10	090107	11.00	-	-	-	-	-	-
Control Link Pin Pkg/10	090031	14.00	-	-	-	-	-	-
NL Drive Screw Pkg/10	090074	18.00	-	-	-	-	-	-
Latchbolt Pin Pkg/10	090079	11.00	-	-	-	-	-	-
Center Case Cover Bracket	050564	14.00	-	-	-	-	-	-
Center Case Reinforcing Bracket	050565	14.00	-	-	-	-	-	-
CD-CX/SD Cylinder Dog Housing	112409	-	132.00	132.00	-	132.00	-	132.00
CX-CD/SD Cylinder Dog Bracket Kit LHR	112456	72.00	-	-	-	-	-	-
CX-CD/SD Cylinder Dog Bracket Kit RHR	112455	72.00	-	-	-	-	-	-
98/99-2 Rim Cylinder Adaptor	114984	-	124.00	124.00	124.00	124.00	124.00	124.00
98/9975-2 LHR Cylinder Adaptor	113100	-	196.00	196.00	196.00	196.00	196.00	196.00
98/9975-2 RHR Cylinder Adaptor	113101	-	196.00	196.00	196.00	196.00	196.00	196.00
Center Case Cover Screws	900892	-	11.00	-	11.00	11.00	11.00	-
Center Case Cover Bearing Insert-Bracket	969889	11.00	-	-	-	-	-	-

## Cover Plate / Conversion Kits

99 Hex Dog Conversion Kit fits 3' to 4'	050114	-	67.00	-	-	67.00	67.00	67.00
98 Hex Dog Conversion Kit fits 3' to 4'	050117	-	67.00	-	67.00	67.00	67.00	67.00
99 CD Conversion Kit fits 3' to 4'	050115	-	88.00	-	-	88.00	88.00	88.00
98 CD Conversion Kit fits 3' to 4'	050132	-	88.00	-	88.00	88.00	88.00	88.00
98 CDSI Kit 3' / 4'	040078/040079	-	291.00	291.00	291.00	291.00	291.00	291.00
98 HDSI Kit 3' / 4'	040080/040081	-	209.00	209.00	209.00	209.00	209.00	209.00
99 CDSI Kit 3' / 4'	040082/040083	-	291.00	291.00	-	291.00	291.00	291.00
99 HDSI Kit 3' / 4'	040084/040085	-	209.00	209.00	-	209.00	209.00	209.00
<b>CDSI/HDSI Configuration Pkg</b>	<b>900416-00</b>	<b>15.00</b>	<b>-</b>	<b>-</b>	<b>-</b>	<b>-</b>	<b>-</b>	<b>-</b>
99 Fire or Less Dogging Cover Plate Kit fits 3' to 4'	050589	-	41.00	-	-	41.00	41.00	41.00
98 Fire or Less Dogging Cover Plate Kit fits 3' to 4'	050588	-	41.00	-	41.00	41.00	41.00	41.00
99 ALK Cover Plate Kit fits 3' to 4'	050569	-	98.00	-	-	98.00	98.00	98.00
98 ALK Cover Plate Kit fits 3' to 4'	050570	-	98.00	-	-	98.00	98.00	98.00
CX99 Cover Plate Kit fits 3' to 4' - Ordered after 8/17/2015	040093	-	98.00	-	-	98.00	98.00	98.00
CX98 Cover Plate Kit fits 3' to 4' - Ordered after 8/17/2015	040094	-	98.00	-	98.00	98.00	98.00	98.00
99 CI Kit 3'	050770	-	248.00	-	-	248.00	248.00	248.00
98 CI Kit 3'	050771	-	248.00	-	248.00	248.00	248.00	248.00
99 CI Kit 4'	050772	-	248.00	-	-	248.00	248.00	248.00
98 CI Kit 4'	050773	-	248.00	-	248.00	248.00	248.00	248.00
99 DI Kit 3'	050766	-	228.00	-	-	228.00	228.00	228.00
98 DI Kit 3'	050767	-	228.00	-	228.00	228.00	228.00	228.00
99 DI Kit 4'	050768	-	228.00	-	-	228.00	228.00	228.00
98 DI Kit 4'	050769	-	228.00	-	228.00	228.00	228.00	228.00
98/9947WDC Conversion Kit - Panic Only	050134	-	316.00	-	255.00	260.00	289.00	347.00

✓ US32D AND US15 finishes available with Series 98 only.  
For Antimicrobial Finishes add \$6.50 to list.

Prices subject to change without notice.

(continued) **Parts - 98/99 Series**

List Price

US3,  
✓US15,  
US26,  
315

Description	Part. No.	Non-Finished	US28, 313	US26D	✓US32D	US10	US4	US3, ✓US15, US26, 315
<b>End Cap</b>								
98/99 Impact Resistant End Cap Kit	050014	-	74.00	81.00	91.00	91.00	82.00	82.00
98/99 Impact Resistant End Cap Scr Pkg	900597	-	-	11.00	11.00	14.00	11.00	11.00
98/99 Impact Resistant End Cap Bracket	050524	10.00	-	-	-	-	-	-

**Push Bar**

* 98/99 Push Bar Retrofit Kit - 3' Dr	See Note	-	190.00	224.00	341.00	306.00	297.00	350.00
* 98/99 Push Bar Retrofit Kit - 4' Dr	See Note	-	204.00	246.00	355.00	320.00	306.00	362.00
98/99 Push Bar Guide Pkg/10	090049	12.00	-	-	-	-	-	-

\* To order, specify device type, size, finish. Example: PBKIT 99 3' US28

Mechanism Case	Part. No.	Non-Finished	SP313, 315, US28,	US26D	✓US32D	US10	US4	US3, ✓US15, US26
99 Series Mechanism Case - 3' Door	968144	-	132.00	-	-	165.00	165.00	188.00
99 Series Mechanism Case - 4' Door	968146	-	188.00	-	-	216.00	216.00	244.00
98 Series Mechanism Case - 3' Door	970191	-	132.00	-	172.00	165.00	165.00	188.00
98 Series Mechanism Case - 4' Door	970192	-	188.00	-	230.00	216.00	216.00	244.00
CD/SS Cylinder Mtg Kit	107813	-	-	54.00	-	57.00	57.00	63.00
CD/SS Cylinder Locating Washer Pkg	050490	14.00	-	-	-	-	-	-
CD/SS Mortise Cylinder Collar Pkg	050525	-	-	41.00	-	49.00	41.00	49.00
CD/SS Cylinder Lock Nut Pkg	050526	12.00	-	-	-	-	-	-
CD Actuator Pkg/2	090045	11.00	-	-	-	-	-	-
CD Dogging Plug Pkg/2	090046	10.00	-	-	-	-	-	-
227 Dog Key 5/32" Pkg/10	090085	65.00	-	-	-	-	-	-
Mechanism Case Brkt Screw Pkg/10	090073	9.00	-	-	-	-	-	-
98/99 Rim/75 98/9927-F Mtg. Pkg.1 3/4"-2 1/4" Dr	900561	11.00	-	-	-	-	-	-
98/9927/27-F Mtg. Pkg. 2 1/4" Door	900568	11.00	-	-	-	-	-	-

✓ US32D AND US15 finishes available with Series 98 only.  
For Antimicrobial Finishes add \$6.50 list

Prices subject to change without notice.

# 98/99 Series - Parts (continued)

Description	Part. No.	Non-Finished	List Price
			US28, 313 US10, US4 US3, US26, 643E
<b>Baseplate</b>			
Shock Absorber Pkg	050491	28.00	–
Baseplate Screw Pkg/10	090037	10.00	–
Baseplate Bumper Pkg/4	090038	10.00	–
Baseplate Return Spring Pkg/10	090039	11.00	–
Hex Dogging Shaft Pkg/2	090040	11.00	–
Dogging Spring Pkg/2	090041	10.00	–
Dogging Adaptor Spring Pkg/2	090042	14.00	–
Dogging Adaptor Pkg/2	090043	11.00	–
Dogging Hook Pkg/2	090044	11.00	–
Baseplate Bearing Strip Pkg/2	090048	11.00	–
227 Dog Key 5/32" Pkg/2	090005	18.00	–
227 Dog Key 5/32" Pkg/10	090085	65.00	–
98/9927-F LBR Latch Spring Pkg/10	090088	19.00	–
EL Dogging Rod Kit - 3'	050531	54.00	–
EL Dogging Rod Kit - 4'	050532	54.00	–
EL 6' Cable and Connector	110388	42.00	–
EL Potted Circuit Breaker	050534	278.00	–
EL Solenoid/Plunger	050535	307.00	–
HD-EL Solenoid	050536	307.00	–
HD-EL Solenoid Plunger	050537	113.00	–
EL Dogging Rod Retainer	050538	12.00	–
EL Receptacle Connector	050539	11.00	–
EL Female Terminal	050540	11.00	–
HD-EL Dog Screw	050541	14.00	–
HD-EL Solenoid Bracket	050542	24.00	–
HD-EL Dogging Spring	050543	14.00	–
SS Cable	050544	124.00	–
SS Housing	050545	414.00	–
CX99-RCM Kit Less Module - Ordered after 8/17/2015	040198	–	235.00
CX98-RCM Kit Less Module - Ordered after 8/17/2015	040199	–	235.00
CX Solenoid & Plunger	050533	275.00	–
Chexit Wiring Assembly - Ordered after 8/17/2015	040191	179.00	–
Sign 15 Second - Chexit/DE5300	113781	53.00	–
Sign 30 Second - Chexit/DE5300	113782	56.00	–

Prices subject to change without notice.

(continued) **Parts - 98/99 Series**

Description	Part. No.	Non-Finished	List Price					
			US28	US26D	✓US32D	313, 315	US4, US10	US3, ✓US15, US26
<b>Vertical Latches</b>								
* 98/9927/98/9957 Top Latch Retrofit Kit W/SNB	050091	-	132.00	132.00	132.00	132.00	132.00	132.00
* 98/9927/98/9957 Bottom Latch Retrofit Kit W/SNB	050090	-	132.00	132.00	132.00	132.00	132.00	132.00
98/9927/98/9957 Top Latch Kit Less Cover	050400	132.00	-	-	-	-	-	-
98/9927/98/9957 Bottom Latch Kit Less Cover	050401	132.00	-	-	-	-	-	-
98/9927/98/9957 Pullman Latch Kit Less Cover	050402	132.00	-	-	-	-	-	-
		-	-	-	-	-	-	-
98/9947 Top Latch Kit	050492	257.00	-	-	-	-	-	-
98/9947 Bottom Latch Kit	050493	208.00	-	-	-	-	-	-
ES98/9947 Top Latch Kit	050128	188.00	-	-	-	-	-	-
** 98/9948 Top Latch Kit - (non EL)	050494	376.00	-	-	-	-	-	-
** EL98/9948 Top Latch Kit	050516	355.00	-	-	-	-	-	-
** 98/9948 Bottom Latch Kit	050495	404.00	-	-	-	-	-	-
98/9948 Latch Retrofit Kit - (non EL)	050047	629.00	-	-	-	-	-	-
98/9948-F Latch Retrofit Kit - (non EL)	050048	629.00	-	-	-	-	-	-
EL98/9948 Latch Retrofit Kit	050522	629.00	-	-	-	-	-	-
EL98/9948-F Latch Retrofit Kit	050523	629.00	-	-	-	-	-	-
98/9927/98/9957/27-F Latch Case Cover Kit	050566	-	49.00	63.00	-	49.00	57.00	67.00
98/9927/98/9957/27-F Latch Cover Screw Pkg.	900850	-	-	11.00	11.00	11.00	11.00	11.00
98/9927/98/9957 Top Latch Compression Spring Pkg/10	090056	11.00	-	-	-	-	-	-
98/9927/98/9957 Top Latch Spring Pkg/10	090057	11.00	-	-	-	-	-	-
98/9927/98/9957 Bolt Return Spring Pkg/10	090065	11.00	-	-	-	-	-	-
98/9927/98/9957 Top Latch Aux. Bolt Spring Pkg/10	090076	11.00	-	-	-	-	-	-
LBR Fire Latch/Strike Kit	050171	419.00	-	-	-	-	-	-
98/9927/98/9957-F AFL Strike Hole Plug	050509	10.00	-	-	-	-	-	-
98/9927/98/9957 Latch Mtg Bracket Kit	050546	26.00	-	-	-	-	-	-
98/9927/98/9957 Latch Screw Pkg	900589	11.00	-	-	-	-	-	-
98/9927/98/9957-F LBR Latch Mounting Package	900980	10.00	-	-	-	-	-	-
WS98/9927 Soffit Release Bracket Package	900241	28.00	-	-	-	-	-	-
WS98/9927 Latch Mounting Package	900242	-	-	-	27.00	27.00	27.00	27.00
98/9947 Latch Mounting Bracket Kit	109324	51.00	-	-	-	-	-	-
** 98/9948 Latch Mounting Bracket Kit	112868	57.00	-	-	-	-	-	-
98/9947 Latch Brkt Mtg. Screw (Latch) Pkg/6	090059	11.00	-	-	-	-	-	-
98/9947 Latch Brkt Mtg. Screw (Door) Pkg/6	090061	11.00	-	-	-	-	-	-
98/9947/48 Latch Linkage Pin Retaining Ring Pkg/10	090063	11.00	-	-	-	-	-	-
98/9947 Latch Link Pin Pkg/10	090064	11.00	-	-	-	-	-	-
98/9947 Bolt Return Spring Pkg/10	090065	11.00	-	-	-	-	-	-
98/9947 Top Latch Compression Spring Pkg/10	090066	10.00	-	-	-	-	-	-
98/9947WDC/WDC-F Auxiliary Mtg. Package	900856	11.00	-	-	-	-	-	-
98/9947WDC Offset Link Pkg	900871	11.00	-	-	-	-	-	-

\* For Devices shipped before October, 1998

\*\*For service replacement only. Refer to Retrofit Kits 050047, 050048, 050522 and 050523 to convert 98/9947 Device to 98/9948.

✓ US32D AND US15 finishes available with Series 98 only.

Prices subject to change without notice.

# 98/99 Series - Parts (continued)

Description	Part. No.	Non-Finished	List Price								
			US28	US26D	✓US32D	313	315	US10	US4	US3, US26	✓US15
<b>Vertical Rods</b>											
9927/9957 Top Rod Kit	050512	-	72.00	-	-	84.00	99.00	99.00	99.00	99.00	99.00
9827/9857 Top Rod Kit	050513	-	72.00	-	84.00	84.00	99.00	99.00	99.00	99.00	99.00
WS98/9927 Top Rod	101025	-	-	-	147.00	147.00	147.00	147.00	315.00	315.00	315.00
9927/9957 Bottom Rod Kit	050514	-	72.00	-	-	84.00	99.00	99.00	99.00	99.00	99.00
9827/9857 Bottom Rod Kit	050515	-	72.00	-	84.00	84.00	99.00	99.00	99.00	99.00	99.00
WS98/9927 Bottom Rod	101026	-	-	-	147.00	147.00	147.00	147.00	315.00	315.00	315.00
98/9947/48 Adj. Top Rod Kit - 6'8"-8'4" Dr	050574	84.00	-	-	-	-	-	-	-	-	-
98/9947/48 Bottom Rod Kit	050575	84.00	-	-	-	-	-	-	-	-	-
98/9947WDC Top Rod - 6'8"-8'4" Dr	050582	145.00	-	-	-	-	-	-	-	-	-
98/9947WDC Bottom Rod	050583	145.00	-	-	-	-	-	-	-	-	-
9927/9957 One Piece Top Rod Kit - 8'	050650	-	-	211.00	-	211.00	211.00	135.00	107.00	211.00	211.00
9927/9957 One Piece Top Rod Kit - 10'	050651	-	-	234.00	-	234.00	229.00	147.00	130.00	229.00	229.00
9927/9957 One Piece Top Rod Kit - 12'	050652	-	-	248.00	-	248.00	257.00	164.00	152.00	257.00	257.00
9827/9857 One Piece Top Rod Kit - 8'	050653	-	-	211.00	211.00	211.00	211.00	135.00	107.00	211.00	211.00
9827/9857 One Piece Top Rod Kit - 10'	050654	-	-	234.00	234.00	234.00	229.00	147.00	130.00	229.00	229.00
9827/9857 One Piece Top Rod Kit - 12'	050655	-	-	248.00	248.00	248.00	257.00	164.00	152.00	257.00	257.00
9927/9957 Extension Rod 36" Kit	051802	-	26.00	26.00	-	26.00	26.00	26.00	26.00	26.00	26.00
9827/9857 Extension Rod 36" Kit	051810	-	26.00	26.00	26.00	26.00	26.00	26.00	26.00	26.00	26.00
9927/9957 Extension Rod 60" Kit	050642	-	123.00	123.00	-	123.00	229.00	227.00	150.00	237.00	237.00
9827/9857 Extension Rod 60" Kit	050644	-	123.00	123.00	123.00	123.00	229.00	227.00	150.00	237.00	237.00
98/9947/48 Extension Rod Kit - Adj 8'4"-10'	051808	26.00	-	-	-	-	-	-	-	-	-
98/9947/48 Extension Rod Kit - Adj 10'-11'8"	050622	87.00	-	-	-	-	-	-	-	-	-
98/9947/48 Extension Rod Kit - Adj 11'8"-13'4"	050623	87.00	-	-	-	-	-	-	-	-	-
98/9947/48 Extension Rod Kit - Adj 13'4"-15'	050624	99.00	-	-	-	-	-	-	-	-	-
98/9927/98/9957-F Rod Guide Assembly	112063	-	48.00	57.00	57.00	48.00	48.00	76.00	76.00	114.00	114.00
98/9927/98/9957-F Rod Guide Mtg. Package	900919	-	-	11.00	11.00	11.00	11.00	11.00	11.00	11.00	11.00
98/9927/98/9957 Rod Roll Pin Pkg/10	090054	12.00	-	-	-	-	-	-	-	-	-
98/9927/98/9957 Rod Connector-Latch Pkg/2	090067	18.00	-	-	-	-	-	-	-	-	-
98/9927/98/9957 Rod Connector-C/Case Pkg/2	090068	18.00	-	-	-	-	-	-	-	-	-
98/9927/98/9957 Top or Bottom Rod Connector	050547	9.00	-	-	-	-	-	-	-	-	-
* 98/9947 Rod Connecting Screw Pkg/2	090071	14.00	-	-	-	-	-	-	-	-	-
98/9948 Rod Connecting Screw Pkg/2	090072	14.00	-	-	-	-	-	-	-	-	-
98/9927/98/9957 Rod Extension Connector Pkg/4	090075	12.00	-	-	-	-	-	-	-	-	-
98/9947 Ratchet Release Kit	106222	-	124.00	-	124.00	124.00	124.00	124.00	124.00	-	-
98/9947 Ratchet Release Spacer 1/8"	970978	-	19.00	-	19.00	19.00	-	19.00	19.00	-	-
98/9947 Ratchet Lever Spring Pkg/2	090069	10.00	-	-	-	-	-	-	-	-	-
98/9947 Ratchet Release Screw Pkg/2	090070	14.00	-	-	-	-	-	-	-	-	-
98/9947 Rod Adjusting Package	900620	19.00	-	-	-	-	-	-	-	-	-
98/9947 Adjusting Screw LBR Package	900898	11.00	-	-	-	-	-	-	-	-	-
98/9947 1/2" Insulclad Kit	051841	144.00	-	-	-	-	-	-	-	-	-
98/9947 1/4" Insulclad Kit	051842	238.00	-	-	-	-	-	-	-	-	-

\* For Devices shipped after July, 1997

✓ US32D AND US15 finishes available with Series 98 only.

Prices subject to change without notice.

(continued) **Parts - 98/9949 Series**

Description	Part No.	List Price
<b>Vertical Latches</b>		
49 Top Latch Assembly	24090110	233.00
49 Bottom Latch Assembly	24090128	252.00

**Centerslide Kits**

98/9949 Centerslide Kit	24090144	358.00
-------------------------	----------	--------

**49 Cable\***

Top Cable Assembly	Door Opening Heights 6'0" to 6'10"	47250398	203.00
Top Cable Assembly	Door Opening Heights 6'10" to 8'0"	47250175	203.00
Top Cable Assembly	Door Opening Heights >8'0" to 9'2"	47250176	203.00
Top Cable Assembly	Door Opening Heights >9'2" to 10'4"	47250177	203.00
Bottom Cable Assembly	Door Opening Heights 6'0" to 6'10"	47250403	203.00
Bottom Cable Assembly	Door Opening Heights 6'10" to 8'0"	47250178	203.00
Bottom Cable Assembly	Door Opening Heights >8'0" to 9'2"	47250179	203.00
Bottom Cable Assembly	Door Opening Heights >9'2" to 10'4"	47250180	203.00
Replacement Cable Kit (10' core wire, end fitting, and sizing templates)		47250968	84.00

For door opening heights more than 10', consult factory.  
Consult customer support for non-standard center lines or if a threshold is installed.

\* For Complete 49 Cable System kits, see Page 68.

**Mounting Packages**

49 Bottom Mounting Package	23946437	99.00
49 Top Mounting Package	23946429	88.00
98/9949 HM/AL Centerslide Mounting	23946445	99.00

**Misc.**

Cable Removal Tool - qty 1	24052979	13.00
Cable Removal Tool - Pkg/10	24090706	107.00
338 Filler Plate	24230914	80.00
Spacer Block Kit 3/4" undercut	24231516	27.00

Prices subject to change without notice.



# 98/9950WDC Series - Parts

Description	Part. No.	List Price
<b>Vertical Latches</b>		
Top Latch Kit with mounting pack	48968820	327.00
Bottom Latch Kit with mounting pack	48968838	273.00
<b>Centerslide Kits</b>		
9950WDC Centerslide kit with mounting pack	48973291	536.00
<b>Fire Kits</b>		
98/9950WDC-F Fire Kit (fire barrier, intumescent for scalp plate and barrier, mounting packs)	48968861	217.00
<b>Mounting Kit</b>		
Top ,Bottom, and centerslide Mounting Pkg	24685505	27.00
Top Latch Mounting Kit	49000409	11.00
Bottom Latch Mounting Kit	49000391	11.00
<b>Cables</b>		
TOP CABLE 6'8"-7'0" WDC	24648180	49.00
TOP CABLE 7'1"-8'0" WDC	24647273	49.00
TOP CABLE 8'1"-9'0" WDC	24647281	55.00
TOP CABLE 9'1"-10'0" WDC	24647299	55.00
BOTTOM CABLE WDC	24647265	49.00
<b>Fire Pin Kit</b>		
50WDC Fire pin Kit ( current fire pin , fire pin sleeve, fire pin strike)	48968887	147.00
<b>Lift Finger Kit</b>		
98/9950WDC Finger Kit	47258386	65.00
98/9950WDC Lift Finger Retrofit Kit	47260629	135.00

Prices subject to change without notice.

# Parts - XP98/99 Series

Description	Part. No.	Non-Finished	US28, SP313, US19	List Price					US3, ✓US15, US26
				US26D	3US32D	US10	US4		
<b>Center Case</b>									
XP98/99R Center Case Kit Less Cover	050689	457.00	—	—	—	—	—	—	—
XP98/99R/-F Center Case Kit Less Cover	050690	475.00	—	—	—	—	—	—	—
XP98/99/-F Center Case Cover Kit	050691	—	—	187.00	196.00	187.00	187.00	214.00	—
XP98/99/-F Center Case Cover Bracket	050692	25.00	—	—	—	—	—	—	—
<b>Retrofit Kits</b>									
XP99-909	050676	—	856.00	887.00	920.00	881.00	881.00	977.00	—
XP99-954	050675	—	952.00	983.00	1015.00	977.00	977.00	1,053.00	—
XP98/99 Retrofit Kit Mounting Package	900297	20.00	—	—	—	—	—	—	—

**US32D AND US15 finishes available with XP98 only.**  
 ✓ US15 finish available with Series 35 and 98 controls only

Prices subject to change without notice.

# 94/95 INPACT Series - Parts

Description	Part. No.	Non-Finished
<b>Center Case</b>		
94/9547/48/75 Center Case	CASE.107	215.00
Control Link Pin Kit (w/Retaining Ring)	050585	10.00
Control Link Pin Retaining Ring Pkg/10	090107	11.00
Main Control Link	971712	14.00
940 Tail Piece Mounting Pkg	900390	20.00

Description	Part. No.	Non-Finished	List Price						
			US19	US28	US26D	313	US10	US4	US3, US26

## Mechanism Case

94/9547/48/75 End Cap Package	ECAP.115	-	88.00	-	-	-	-	-	-
INPACT Device Mounting Package	PKGMTG.1001	29.00	-	-	-	-	-	-	-
9547/48/75-F Pushpad	971655	-	-	-	-	-	-	-	294.00
9447/48/75-F Pushpad	971656	-	-	-	-	-	-	-	294.00
Dogging Clip	971659	34.00	-	-	-	-	-	-	-
Dogging Clip Spring	971664	11.00	-	-	-	-	-	-	-
9547/48/75 Pushpad	971763	-	-	221.00	249.00	237.00	273.00	263.00	-
9447/48/75 Pushpad	971764	-	-	221.00	249.00	237.00	273.00	263.00	-
9547/48-F/75-F Pushpad	971765	-	-	221.00	249.00	237.00	273.00	263.00	-
9447/48-F/75-F Pushpad	971766	-	-	221.00	249.00	237.00	273.00	263.00	-
Baseplate Link Pin	971706	14.00	-	-	-	-	-	-	-
9547/48/75 Pushpad	971709	-	-	-	-	-	-	-	294.00
9447/48/75 Pushpad	971710	-	-	-	-	-	-	-	294.00
94/95 EL Kit Hardware	900626	35.00	-	-	-	-	-	-	-
94/95 Dogging Bracket Assembly	BRKT.131	49.00	-	-	-	-	-	-	-

Description	Part. No.	Non-Finished	List Price			
			US28	313	US10	US4

## Vertical Rod and Latches

94/9547/-F Rod Adjustment Kit	KIT.1001	27.00	-	-	-	-
94/9547/-F Rod Adj. Kit - LBR	KIT.1002	18.00	-	-	-	-
94/9547/-F Top Rod Kit	RODASY.121	84.00	-	-	-	-
94/9547/-F Bottom Rod Kit	RODASY.122	84.00	-	-	-	-
94/9547/-F Extension Rod Kit	051808	26.00	-	-	-	-
94/9547/-F Top Latch Kit	050492	257.00	-	-	-	-
94/9547/-F Bottom Latch Kit	050493	208.00	-	-	-	-
94/9547/-F Ratchet Release Kit	106222	-	124.00	124.00	124.00	124.00
94/9547/-F Latch Mtg. Bracket Kit	109324	51.00	-	-	-	-

Prices subject to change without notice.

# Parts - 7500 Series Mortise Lock

Description	Part. No.	Non-Finished	List Price				
			US32D	US4, US10B, US19	US10	US3	US32
* E7500 Solenoid Replacement Kit 12VDC FSE	050212	222.00	-	-	-	-	-
* E7500 Solenoid Replacement Kit 12VDC FS	050213	222.00	-	-	-	-	-
* E7500 Solenoid Replacement Kit 24VDC FSE	050214	222.00	-	-	-	-	-
* E7500 Solenoid Replacement Kit 24VDC FS	050215	222.00	-	-	-	-	-
E/SS7500 Female Terminal	050540	11.00	-	-	-	-	-
7500 Auxiliary Bolt Link Sub-Assembly	109347	36.00	-	-	-	-	-
E7500 Hook-up Wire Assy	114140	58.00	-	-	-	-	-
SS7500 Wire Harness Switch Sub-Assembly	114294	95.00	-	-	-	-	-
7500 Latchbolt and Faceplate Sub-Assembly	109773	65.00	-	-	-	-	-
E7500 Switch Connector Assembly	110744	118.00	-	-	-	-	-
7500-2 Cylinder Plug Assembly	111943	172.00	-	-	-	-	-
7500 Lock Mounting Pkg	900532	-	11.00	11.00	11.00	11.00	-
7500 Scalp Plate - 8-32 x 3/8" FPHMS	963080	-	10.50	10.50	10.50	10.50	-
7500 Hsg. Cover - 8-32 x 3/8" UFPHMS	964330	11.00	-	-	-	-	-
7500 Housing 8-32 x 3/8" PPH TF	964390	7.00	-	-	-	-	-
7500 Cyl. Set - 8-32 x 2" Fill SHMS	963954	11.00	-	-	-	-	-
#8 SAE Flat Washer	963984	11.00	-	-	-	-	-
E7500 FSE Roll Pin - 3/32 x 9/16"	964035	11.00	-	-	-	-	-
7500 Auxiliary Bolt	968668	48.00	-	-	-	-	-
7500 Deadlocking Spring	968748	11.00	-	-	-	-	-
7500 Trim Bolt Retractor	968761	11.00	-	-	-	-	-
7500 Thumb Latch Lift	968763	11.00	-	-	-	-	-
7500 Knob Cam	968765	37.00	-	-	-	-	-
7500 Scalp Plate	968766	-	117.00	-	-	-	176.00
7500 Scalp Plate	970872	-	-	121.00	121.00	176.00	-
E/SS7500 Switch Insulator	968770	11.00	-	-	-	-	-
7500 Deadlock Release Arm	968773	26.00	-	-	-	-	-
7500 Auxiliary Bolt Spring	968935	11.00	-	-	-	-	-
7500 Latchbolt Collar	968939	25.00	-	-	-	-	-
7500 Latch Return Spring	969089	11.00	-	-	-	-	-
E7500 FSE Torsion Spring	969107	11.00	-	-	-	-	-
7500 Trim Lock Slide Spring	969364	11.00	-	-	-	-	-
7500 Latch Return Spring Guide	969610	11.00	-	-	-	-	-
7500 Trim Lock Spring Guide	970188	11.00	-	-	-	-	-
7500 Crossbar Input Arm	970318	25.00	-	-	-	-	-
E7500 FS Trim Lock Slide Spring	970546	11.00	-	-	-	-	-
7500 Stem Support	970735	11.00	-	-	-	-	-
E7500 Lever Screw	970861	14.00	-	-	-	-	-
E7500 Lever Spacer	970862	11.00	-	-	-	-	-
E7500 FS Trim Lock Lever	972549	12.00	-	-	-	-	-
E7500 Solenoid Spring	971320	10.00	-	-	-	-	-
7500 Housing Cover	971822	46.00	-	-	-	-	-
7500 Trim Lock Actuator	968793	11.00	-	-	-	-	-
7500-2 Trim Lock Actuator	970531	28.00	-	-	-	-	-
7500-IN Rod Connector	971832	70.00	-	-	-	-	-
<b>CONN 7500 Adapter Harness</b>	<b>106181</b>	<b>28.00</b>	<b>-</b>	<b>-</b>	<b>-</b>	<b>-</b>	<b>-</b>

\*For Mortise Lock shipped after 1992. For Mortise Locks shipped before 1992, entire Lock must be replaced

Prices subject to change without notice.

# 360/370 Series Controls - Parts

Description	Model	Part. No.	Non-Finished	List Price				
				US10B, US26D	US4	US10	US3, US15, US26, SPBLK	US32 US32D
Rod Member Kit 1 3/4" Door	371	109126	110.00	-	-	-	-	-
Rod Member Kit 2 1/4" Door	371	109127	110.00	-	-	-	-	-
Rod Member Kit 1 3/4" Door	377	109132	-	132.00	132.00	154.00	176.00	-
Rod Member Kit 2 1/4" Door	377	109133	-	132.00	132.00	154.00	176.00	-
Rod Member Kit 1 3/4" Door	374	109366	-	184.00	184.00	184.00	235.00	-
Rod Member Kit 2 1/4" Door	374	109367	-	184.00	184.00	184.00	235.00	-
Rod Member Kit 1 3/4" Door	376	109112	70.00	-	-	-	-	-
Rod Member Kit 2" Door	376	900582	-	130.00	130.00	130.00	130.00	-
Rod Member Kit 2 1/4" Door	376	109115	130.00	-	-	-	-	-
Rod Member Kit 1 3/4" - 2" Door	376WDC	900558	121.00	-	-	-	-	-
Rod Member Kit 2 1/4" Door	376WDC	900559	176.00	-	-	-	-	-
Rod Member Kit 1 3/4" Door	237	112843	99.00	-	-	-	-	-
#01 Lever Kit	360	050001	-	196.00	196.00	221.00	267.00	-
#02 Lever Kit	360	050002	-	196.00	196.00	221.00	267.00	-
#03 Lever Kit	360	050003	-	196.00	196.00	221.00	267.00	-
#05 Lever Kit	360	050008	-	196.00	196.00	221.00	267.00	-
#06 Lever Kit	360	050006	-	196.00	196.00	221.00	267.00	-
#07 Lever Kit	360	050007	-	196.00	196.00	221.00	267.00	-
#12 Lever RHR Kit	360	050012	-	196.00	196.00	221.00	267.00	-
#12 Lever LHR Kit	360	050013	-	196.00	196.00	221.00	267.00	-
#16 Lever Kit	360	050009	-	196.00	196.00	221.00	267.00	-
#17 Lever Kit	360	050017	-	196.00	196.00	221.00	267.00	-
#18 Lever Kit	360	050010	-	196.00	196.00	221.00	267.00	-
#01 Lever Kit	371/373/375/378	050750	-	196.00	196.00	221.00	267.00	-
#01 DT Lever Kit	373/375	050751	-	196.00	196.00	221.00	267.00	-
#02 Lever Kit	371/373/375/378	050752	-	196.00	196.00	221.00	267.00	-
#02 DT Lever Kit	373/375	050753	-	196.00	196.00	221.00	267.00	-
#03 Lever Kit	371/373/375/378	050754	-	196.00	196.00	221.00	267.00	-
#03 DT Lever Kit	373/375	050755	-	196.00	196.00	221.00	267.00	-
#06 Lever Kit	371/373/375/378	050756	-	196.00	196.00	221.00	267.00	-
#06 DT Lever Kit	373/375	050757	-	196.00	196.00	221.00	267.00	-
#07 Lever Kit	371/373/375/378	050758	-	196.00	196.00	221.00	267.00	-
#07 DT Lever Kit	373/375	050759	-	196.00	196.00	221.00	267.00	-
#17 Lever Kit	371/373/375/378	050760	-	196.00	196.00	221.00	267.00	-
#17 DT Lever Kit	373/375	050761	-	196.00	196.00	221.00	267.00	-
#12 Lever RHR Kit	371/373/375/378	050762	-	196.00	196.00	221.00	267.00	-
#12 DT Lever RHR Kit	373/375	050763	-	196.00	196.00	221.00	267.00	-
#12 Lever LHR Kit	371/373/375/378	050764	-	196.00	196.00	221.00	267.00	-
#12 DT Lever LHR Kit	373/375	050765	-	196.00	196.00	221.00	267.00	-
M51 Lever Kit	360	114810	-	286.00	286.00	286.00	286.00	-
M51 Lever Kit	360	114812	-	-	-	-	-	286.00
M52 Lever Kit	360	051920	-	286.00	286.00	286.00	286.00	-
M52 Lever Kit	360	051922	-	-	-	-	-	286.00

✓ US15 finish available with Series 35 and 98 controls, only.

Prices subject to change without notice.

(continued) **Parts - 360/370 Series Controls**

Description	Model	Part. No.	Non-Finished	List Price				
				US10B, US26D	US4	US10	US3, US15, US26, SPBLK	US32 US32D
M53 Lever Kit	360	051928	-	286.00	286.00	286.00	286.00	-
M53 Lever Kit	360	051930	-	-	-	-	-	286.00
M54 Lever Kit	360	114826	-	286.00	286.00	286.00	286.00	-
M54 Lever Kit	360	114828	-	-	-	-	-	286.00
M55 Lever Kit	360	051936	-	286.00	286.00	286.00	286.00	-
M55 Lever Kit	360	051938	-	-	-	-	-	286.00
M56 Lever Kit	360	114822	-	286.00	286.00	286.00	286.00	-
M56 Lever Kit	360	114824	-	-	-	-	-	286.00
M57 Lever Kit	360	051914	-	-	-	-	-	286.00
M61LH Lever Kit	360	114814	-	286.00	286.00	286.00	286.00	-
M61LH Lever Kit	360	114816	-	-	-	-	-	286.00
M61RH Lever Kit	360	114818	-	286.00	286.00	286.00	286.00	-
M61RH Lever Kit	360	114820	-	-	-	-	-	286.00
M62LH Lever Kit	360	051916	-	-	-	-	-	286.00
M62RH Lever Kit	360	051918	-	-	-	-	-	286.00
M63LH Lever Kit	360	114842	-	286.00	286.00	286.00	286.00	-
M63LH Lever Kit	360	114844	-	-	-	-	-	286.00
M63RH Lever Kit	360	114846	-	286.00	286.00	286.00	286.00	-
M63RH Lever Kit	360	114848	-	-	-	-	-	286.00
M81 Lever Kit	360	051924	-	286.00	286.00	286.00	286.00	-
M81 Lever Kit	360	051926	-	-	-	-	-	286.00
M82 Lever Kit	360	051932	-	286.00	286.00	286.00	286.00	-
M82 Lever Kit	360	051934	-	-	-	-	-	286.00
M83 Lever Kit	360	114830	-	286.00	286.00	286.00	286.00	-
M83 Lever Kit	360	114832	-	-	-	-	-	286.00
M84 Lever Kit	360	114850	-	286.00	286.00	286.00	286.00	-
M84 Lever Kit	360	114852	-	-	-	-	-	286.00
M85LH Lever Kit	360	114834	-	286.00	286.00	286.00	286.00	-
M85LH Lever Kit	360	114836	-	-	-	-	-	286.00
M85RH Lever Kit	360	114838	-	286.00	286.00	286.00	286.00	-
M85RH Lever Kit	360	114840	-	-	-	-	-	286.00
#03 SS Lever Kit	360	051861	-	-	-	-	-	267.00
#06 SS Lever Kit	360	051863	-	-	-	-	-	267.00
#17 SS Lever Kit	360	051865	-	-	-	-	-	267.00
Lat SS Lever Kit	360	051867	-	-	-	-	-	267.00
Long SS Lever Kit	360	051869	-	-	-	-	-	267.00
Thumbturn Kit	374/376/377	050592	-	188.00	188.00	188.00	289.00	-
Thumbturn Kit	360	050593	-	188.00	188.00	188.00	289.00	-
Backplate	360	050595	19.00	-	-	-	-	-
Backplate LHR	371/3/4/5/6/7/8	050596	19.00	-	-	-	-	-
Backplate RHR	371/3/4/5/6/7/8	050597	19.00	-	-	-	-	-
Backplate - L-DT	373/375	050598	19.00	-	-	-	-	-

✓ US15 finish available with Series 35 and 98 controls, only.

Prices subject to change without notice.

# 360/370 Series Controls - Parts (continued)

Description	Model	Part. No.	Non-Finished	US10B, US26D	US4	US10, US19, SPBLK	US3, US26
NL Cylinder Plate	371/3/4/5/6/7/8	050599	14.00	-	-	-	-
TL Cylinder Plate	371/3/4/5/6/7/8	050600	14.00	-	-	-	-
Cylinder Lock Nut & Washer	371/3/4/5/6/7/8	109111	19.00	-	-	-	-
Cylinder Locknut	360	050526	12.00	-	-	-	-
Cylinder Lock Pkg/2	371/3/4/5/6/7/8	090090	11.00	-	-	-	-
Cylinder Auxiliary Package	360	900622	26.00	-	-	-	-
Lever Adjustment Block	371/3/4/5/6/7/8	050576	11.00	-	-	-	-
Lever Bushing	360L	050579	11.00	-	-	-	-
Lever Bushing	371/373/375/378	050601	11.00	-	-	-	-
Lever Control Spring LHR Pkg/4	371/373/375/378	090091	14.00	-	-	-	-
Lever Control Spring RHR Pkg/4	371/373/375/378	090092	14.00	-	-	-	-
Lever Return Spring Pkg/2	360L/L-BE	090093	14.00	-	-	-	-
Lever Shaft Lock	371/373/375/378	050602	11.00	-	-	-	-
Lever Spindle	373	967480	11.00	-	-	-	-
Lever Stop Block	373/375	050603	11.00	-	-	-	-
Mounting Stud Pkg/2	360	090094	11.00	-	-	-	-
Mounting Stud Pkg/2	371/373/378	090095	11.00	-	-	-	-
Mounting Stud Pkg/2	374/376/377	090096	11.00	-	-	-	-
Cam - Input	360L/L-BE	050604	10.00	-	-	-	-
Cam - Output	360	050605	29.00	-	-	-	-
Cam - Vertical Rod	371/374/376/377	050606	26.00	-	-	-	-
Cam Retaining Screw (Pkg/4)	371/373/375/378	090097	11.00	-	-	-	-
Dogging Spring and Guide Kit	371/3/4/5/6/7/8	050607	11.00	-	-	-	-
Locking Member	360	050608	35.00	-	-	-	-
Mortise Adaptor	373/375	050609	44.00	-	-	-	-
Pin - Spirol 3/32 x 19/32 Pkg/4	373/375	090098	11.00	-	-	-	-
Shear Pin Kit	360	050611	11.00	-	-	-	-
Pine Tree Clip Pkg/10	360	090099	10.00	-	-	-	-
Rub Plate	374/377	050612	-	70.00	76.00	76.00	76.00
Short Arm Hex Wrench 1/8"	374/377	050613	12.00	-	-	-	-
Short Hex Key 3/32"	371/376	050614	11.00	-	-	-	-
Socket Set Screw 1/4-20 x 1/4	374/377	090100	11.00	-	-	-	-
Socket Set Screw 10-32 x 1/4 Pkg/10	360	090101	11.00	-	-	-	-
Spring - Locking Torsion	360	050615	8.00	-	-	-	-
Tailpiece	360	050587	9.00	-	-	-	-
Tailpiece Guide Pkg/10	360	050156	18.00	-	-	-	-
Thumbturn Control Spring & Washer Kit	374/376/377	050616	14.00	-	-	-	-
Thumbturn Sleeve	374/376/377	050619	37.00	-	-	-	-
Washer - Bearing	371/3/4/5/6/7/8	050621	26.00	-	-	-	-
Washer - Locking Pkg/10	371/373/375	090102	11.00	-	-	-	-
Washer - Wave Spring Pkg/10	360/371/373/375/378	090103	10.00	-	-	-	-
Screw Package 1 3/4" Dr	371/373/378	900807	-	19.00	19.00	19.00	19.00
Screw Package 2 1/4" Dr	371/373/378	900808	-	26.00	26.00	26.00	26.00
Screw Package 1 3/4" Dr	374/376/377	900809	-	19.00	19.00	19.00	19.00
Screw Package 2 1/4" Dr	374/376/377	900810	-	26.00	26.00	26.00	26.00
Screw Package 1 3/4" Dr	375	900883	-	19.00	19.00	19.00	19.00
Screw Package 2 1/4" Dr	375	900884	-	26.00	26.00	26.00	26.00
WDC Cover Plate 1 3/4"	376T-WDC	900555	-	45.00	57.00	45.00	106.00
WDC Cover Plate 2 1/4"	376T-WDC	900556	-	45.00	57.00	45.00	106.00

Prices subject to change without notice.

Description	Part. No.	List Price	
		Non-Finished	SP28, SP313
<b>210/230 Series Trims</b>			
230DT x 330/350 Screw Package 1 3/4" Dr	050140	–	14.00
230DT x 330/350 Screw Package 2 1/4" Dr	050141	–	14.00
** 230L Shearpin Replacement Kit Pkg/10	050148	33.00	–
230L Cylinder Locknut	050526	12.00	–
210K Bracket & Booster Assembly	109871	59.00	–
210K Spiral Cam Sub-Assembly	109872	44.00	–
210K Cylinder Knob Sub-Assembly	109873	–	110.00
210K Trim Sub-Assembly	109879	–	112.00
210K Rose, Hub and Cap Assy	110343	–	37.00
230L Tailpiece Auxiliary	900894	18.00	–
210K Wave Spring Washer Pkg/10	090103	10.00	–
** 230L Retaining Ring	964334	11.00	–
210/230 Cylinder Retaining Cup	968201	18.00	–
210/230 Cylinder Cup & Tailpiece Lead Pkg	900581	11.00	–
210/230 Tailpiece Guide Lead Pkg/10	050156	18.00	–
210K Knob Spacer	969140	14.00	–
210K Knob	969157	–	29.00
210K-BE Knob	969352	–	19.00
230TP Cam	969903	11.00	–
230TP Slider	969904	11.00	–
230TP Locking Cam	969906	11.00	–
230TP Locking Cam Latch	969908	18.00	–
230TP Compression Spring	969909	11.00	–
230TP Thumbpiece	969910	–	66.00
210K/L Spindle Shaft	970979	11.00	–
230L Stud	971245	12.00	–
230L Cylinder Collar	971249	–	23.00
** 230L Lever Cam	971257	17.00	–
230L Locking Plunger	971497	11.00	–
230L Locking Slider	971259	8.00	–
* 230L Lever Cam	050813	11.00	–
* 230L Shear Pin Kit w/ Retaining Pin	050611	11.00	–

\* For 230L trim shipped after 3/3/14  
 \*\* For 230L trim shipped before 3/3/14

Description	Part. No.	List Price	
		Non-Finished	
<b>386/388 Series Trims</b>			
386 Housing Retainer Pkg/2	090104	10.00	
386/388 Cylinder Retainer Pkg	900624	18.00	
386 Mounting Stud Kit	050584	12.00	
386 Mounting Stud Set Screw Pkg/2	090105	8.00	
388 Mounting Stud Pkg/2	090106	12.00	
392-6 Mounting Package	900955	12.00	

Prices subject to change without notice.



# Trims - Parts (continued)

Description	Part. No.	Non-Finished	List Price				US3, US26, SPBLK
			US26D	US10B	US10	US4	
<b>550/110 Series Trims</b>							
555/556 Cylinder Disc & Cam Assembly	101212	172.00	-	-	-	-	-
550/555/556 Pull Bar Assembly	108705	-	208.00	216.00	276.00	208.00	276.00
550DT Screw Package	900760	-	49.00	49.00	49.00	49.00	49.00
555NL Screw Package	900761	49.00	-	-	-	-	-
556NL Screw Package	900784	-	12.00	12.00	12.00	12.00	12.00
556 Rod Member	952820	114.00	-	-	-	-	-
550/555/556 Special Cylinder Screw - 1 3/4" Door	959055	11.00	-	-	-	-	-
550/555/556 Special Cylinder Screw - 2 1/4" Door	959056	11.00	-	-	-	-	-
550/555/556 Hex Stud	959560	11.00	-	-	-	-	-
555 Cylinder Latch Release RH	959563	44.00	-	-	-	-	-
555NL-MD Cylinder Spacer Collar - 1 3/4" Door	960003	26.00	-	-	-	-	-
110NL Cylinder Spacer Collar	960060	44.00	-	-	-	-	-
555 Cylinder Latch Release LH	960109	44.00	-	-	-	-	-
110NL-WD Cylinder Spacer Collar	960316	44.00	-	-	-	-	-
555NL Cylinder Spacer Collar - 2 1/4" Door	960317	26.00	-	-	-	-	-
556NL Cylinder Spacer Collar - 1 3/4" Door	960676	26.00	-	-	-	-	-
556NL Cylinder Spacer Collar - 2 1/4" Door	960689	26.00	-	-	-	-	-
550/555/556 Sex Bolt Extension	960902	12.00	-	-	-	-	-
110NL Cylinder Assembly Countersink Washer	961180	12.00	-	-	-	-	-
555NL Cylinder Assembly Cylinder Base	961280	-	51.00	50.00	50.00	46.00	50.00
1/8" Short Arm Hex Wrench	050613	12.00	-	-	-	-	-
556 3/32 Short Hex Key	050614	11.00	-	-	-	-	-
550/555/556 Socket Set Screw	963581	11.00	-	-	-	-	-
550/555/556 Pull Base	965310	-	70.00	70.00	77.00	70.00	77.00
555/556 Cylinder Pull Base	965312	-	54.00	54.00	65.00	50.00	65.00
550/555/556 Cylinder Hole Cover	965317	-	51.00	51.00	79.00	51.00	79.00
556NL Cylinder Assembly Cylinder Base	966985	-	114.00	114.00	132.00	114.00	132.00
110NL-MD Cylinder Collar	967291	-	48.00	48.00	54.00	48.00	54.00
110NL Cylinder Assembly Cylinder Disc	971593	65.00	-	-	-	-	-

## 880/606/608 Series Trims \*

216D Cylinder Anchor Plate 880 Trim	032114	16.00	-	-	-	-	-
606K/880K Orbit Knob Assembly	110544	-	166.00	166.00	166.00	166.00	250.00
606K/880K Orbit Knob Assembly (DT)	110547	-	166.00	166.00	166.00	166.00	250.00
880 Screw Package 2 1/4" Dr	900531	-	19.00	27.00	19.00	19.00	19.00
880 Screw Package 1 3/4" Dr	900533	-	11.00	26.00	12.00	12.00	12.00
880-V Screw Package Trim	900542	11.00	-	-	-	-	-
880 Screw Package (Bottom Stud)	900771	-	11.00	11.00	11.00	11.00	11.00
880DT-V SA Screw Package	900783	-	14.00	14.00	14.00	14.00	14.00
606DT/NL/TP Screw Package	900772	-	11.00	11.00	11.00	11.00	11.00
606K/606K-DT Screw Package	900782	-	14.00	14.00	14.00	14.00	14.00
608 Screw Package	900776	-	12.00	12.00	12.00	12.00	12.00
880 Series Hex Stud	956760	11.00	-	-	-	-	-
880 Pull Grip	972467	-	-	119.00	-	99.00	159.00
880 Pull Grip	972466	-	119.00	-	-	-	-
880-M/V Thumbpiece	959575	-	63.00	63.00	57.00	57.00	88.00
880 Thumbpiece Axle	959603	11.00	-	-	-	-	-

\* For Trims shipped after October 1989. Otherwise, see service replacement page 168.

Prices subject to change without notice.

Description	Part. No.	Non-Finished	List Price					US3, US15, US26, *US32 SPBLK
			US26D, *US32D	US10B	US10	US4		
<b>880/606/608 Series Trims*</b>								
880-M Cylinder Collar	961267	-	41.00	41.00	49.00	41.00	49.00	
880DT-V-SA 12-24 x 1/2" UFPHMS	963011	10.00	-	-	-	-	-	
606K/880K Roll Pin (3-32 x 7/8)	963196	10.00	-	-	-	-	-	
880NL/DT 12-24 x 3/8" UFPHMS	963579	11.00	-	-	-	-	-	
606K/880K 3/8" Lockwasher	963703	10.00	-	-	-	-	-	
606K/880K-DT/K-NL Hex Nut	963704	10.00	-	-	-	-	-	
880-R Cylinder Collar	965226	-	41.00	41.00	49.00	41.00	49.00	
880 TP Bracket Screw	965237	10.00	-	-	-	-	-	
606/880 DT Spindle Lock	965568	10.00	-	-	-	-	-	
Extended Spindle - 880K	968883	181.00	-	-	-	-	-	
880TP Thumbpiece Bracket	969353	11.00	-	-	-	-	-	
880K Booster Body	970137	29.00	-	-	-	-	-	
880K Booster Torsion Spring	970138	10.00	-	-	-	-	-	
880K Booster Spacer	970139	10.00	-	-	-	-	-	
880K Flange Bearing - 880K	970159	12.00	-	-	-	-	-	
608/880TP-R Thumbpiece	970488	-	63.00	63.00	88.00	57.00	88.00	

\* For Trims shipped after October 1989. Otherwise, see service replacement page 168.

### 990/996 Series Trim

#01 Lever - 992 RMV/994/996 L-DT/L-NL	050001	-	196.00	196.00	221.00	196.00	267.00	
#02 Lever - 992 RMV/994/996 L-DT/L-NL	050002	-	196.00	196.00	221.00	196.00	267.00	
#03 Lever - 992 RMV/994/996 L-DT/L-NL	050003	-	196.00	196.00	221.00	196.00	267.00	
#05 Lever - 992 RMV/994/996 L-DT/L-NL	050008	-	196.00	196.00	221.00	196.00	267.00	
#06 Lever - 992 RMV/994/996 L-DT/L-NL	050006	-	196.00	196.00	221.00	196.00	267.00	
#07 Lever - 992 RMV/994/996 L-DT/L-NL	050007	-	196.00	196.00	221.00	196.00	267.00	
#12 Lever - 992 RMV/994/996 L-DT/L-NL (RHR)	050012	-	196.00	196.00	221.00	196.00	267.00	
#12 Lever - 992 RMV/994/996 L-DT/L-NL (LHR)	050013	-	196.00	196.00	221.00	196.00	267.00	
#16 Lever - 992 RMV/994/996 L-DT/L-NL	050009	-	196.00	196.00	221.00	196.00	267.00	
#17 Lever - 992 RMV/994/996 L-DT/L-NL	050017	-	196.00	196.00	221.00	196.00	267.00	
#18 Lever - 992 RMV/994/996 L-DT/L-NL	050010	-	196.00	196.00	221.00	196.00	267.00	
#01 Lever - 994/996 RMV L/L-BE	050732	-	196.00	196.00	221.00	196.00	267.00	
#02 Lever - 994/996 RMV L/L-BE	050733	-	196.00	196.00	221.00	196.00	267.00	
#03 Lever - 994/996 RMV L/L-BE	050734	-	196.00	196.00	221.00	196.00	267.00	
#05 Lever - 994/996 RMV L/L-BE	050735	-	196.00	196.00	221.00	196.00	267.00	
#06 Lever - 994/996 RMV L/L-BE	050736	-	196.00	196.00	221.00	196.00	267.00	
#07 Lever - 994/996 RMV L/L-BE	050737	-	196.00	196.00	221.00	196.00	267.00	
#12 Lever - 994/996 RMV L/L-BE RHR	050738	-	196.00	196.00	221.00	196.00	267.00	
#12 Lever - 994/996 RMV L/L-BE LHR	050739	-	196.00	196.00	221.00	196.00	267.00	
#16 Lever - 994/996 RMV L/L-BE	050740	-	196.00	196.00	221.00	196.00	267.00	
#17 Lever - 994/996 RMV L/L-BE	050741	-	196.00	196.00	221.00	196.00	267.00	
#18 Lever - 994/996 RMV L/L-BE	050742	-	196.00	196.00	221.00	196.00	267.00	
LAT Lever - 996L RMV L/L-BE/L-DT/L-NL	051872	-	196.00	196.00	221.00	196.00	267.00	
* LAT-SS Lever - 996L RMV L/L-BE/L-DT/L-NL	051868	-	267.00	-	-	-	267.00	

✓ US15 finish available with device series 98 trims

Prices subject to change without notice.

# Trims - Parts (continued)

Description	Part. No.	Non-Finished	List Price					US3, US15, US26, SPBLK	US32 US32D
			US26D	US10B	US10	US4	US4		
<b>990/996 Series Trim</b> (continued)									
M51 Lever Kit - 996 RMV	114811	-	286.00	286.00	286.00	286.00	286.00	-	
M51 Lever Kit - 996 RMV	114813	-	-	-	-	-	-	286.00	
M52 Lever Kit - 996 RMV	051921	-	286.00	286.00	286.00	286.00	286.00	-	
M52 Lever Kit - 996 RMV	051923	-	-	-	-	-	-	286.00	
M53 Lever Kit - 996 RMV	051929	-	286.00	286.00	286.00	286.00	286.00	-	
M53 Lever Kit - 996 RMV	051931	-	-	-	-	-	-	286.00	
M54 Lever Kit - 996 RMV	114827	-	286.00	286.00	286.00	286.00	286.00	-	
M54 Lever Kit - 996 RMV	114829	-	-	-	-	-	-	286.00	
M55 Lever Kit - 996 RMV	051937	-	286.00	286.00	286.00	286.00	286.00	-	
M55 Lever Kit - 996 RMV	051939	-	-	-	-	-	-	286.00	
M56 Lever Kit - 996 RMV	114823	-	286.00	286.00	286.00	286.00	286.00	-	
M56 Lever Kit - 996 RMV	114825	-	-	-	-	-	-	286.00	
M57 Lever Kit - 996 RMV	051915	-	-	-	-	-	-	286.00	
M61LH Lever Kit - 996 RMV	114815	-	286.00	286.00	286.00	286.00	286.00	-	
M61LH Lever Kit - 996 RMV	114817	-	-	-	-	-	-	272.00	
M61RH Lever Kit - 996 RMV	114819	-	286.00	286.00	286.00	286.00	286.00	-	
M61RH Lever Kit - 996 RMV	114821	-	-	-	-	-	-	286.00	
M62LH Lever Kit - 996 RMV	051917	-	-	-	-	-	-	286.00	
M62RH Lever Kit - 996 RMV	051919	-	-	-	-	-	-	286.00	
M63LH Lever Kit - 996 RMV	114843	-	286.00	286.00	286.00	286.00	286.00	-	
M63LH Lever Kit - 996 RMV	114845	-	-	-	-	-	-	286.00	
M63RH Lever Kit - 996 RMV	114847	-	286.00	286.00	286.00	286.00	286.00	-	
M63RH Lever Kit - 996 RMV	114849	-	-	-	-	-	-	286.00	
M81 Lever Kit - 996 RMV	051925	-	286.00	286.00	286.00	286.00	286.00	-	
M81 Lever Kit - 996 RMV	051927	-	-	-	-	-	-	286.00	
M82 Lever Kit - 996 RMV	051933	-	286.00	286.00	286.00	286.00	286.00	-	
M82 Lever Kit - 996 RMV	051935	-	-	-	-	-	-	286.00	
M83 Lever Kit - 996 RMV	114831	-	286.00	286.00	286.00	286.00	286.00	-	
M83 Lever Kit - 996 RMV	114833	-	-	-	-	-	-	286.00	
M84 Lever Kit - 996 RMV	114851	-	286.00	286.00	286.00	286.00	286.00	-	
M84 Lever Kit - 996 RMV	114853	-	-	-	-	-	-	286.00	
M85LH Lever Kit - 996 RMV	114835	-	286.00	286.00	286.00	286.00	286.00	-	
M85LH Lever Kit - 996 RMV	114837	-	-	-	-	-	-	286.00	
M85RH Lever Kit - 996 RMV	114839	-	286.00	286.00	286.00	286.00	286.00	-	
M85RH Lever Kit - 996 RMV	114841	-	-	-	-	-	-	286.00	
#03 SS Lever Kit - 996L	051862	-	-	-	-	-	-	267.00	
#06 SS Lever Kit - 996L	051864	-	-	-	-	-	-	267.00	
#17 SS Lever Kit - 996L	051866	-	-	-	-	-	-	267.00	
Long SS Lever Kit - 996L	051870	-	-	-	-	-	-	267.00	
990 x 330/350 Screw Package 1 3/4" Door	050140	-	14.00	14.00	14.00	14.00	14.00	-	
990 x 330/350 Screw Package 2 1/4" Door	050141	-	14.00	14.00	14.00	14.00	14.00	-	
Tailpiece Guide Lead Kit Pkg/10	050156	18.00	-	-	-	-	-	-	
Wave Spring Washer - 992L Pkg/10	090103	10.00	-	-	-	-	-	-	

✓ US15 finish available with device series 98 trims

Prices subject to change without notice.

Description	Part. No.	List Price Non-Finished	List Price						US3, US15, US26, SPBLK	US32 US32D
			US26D	US10B	US10	US4	US4	US4		
<b>990/996 Series Trim</b> (continued)										
Orbit Knob Assembly - 991K	110537	-	112.00	132.00	180.00	149.00	191.00	-	-	
Slider Sub-Assembly - 991K-R/V	110768	117.00	-	-	-	-	-	-	-	
Slider Sub-Assembly - 992L-R/V	110769	130.00	-	-	-	-	-	-	-	
Slider Sub-Assembly - 994/996L-R/V	111869	149.00	-	-	-	-	-	-	-	
Slider Sub-Assembly - 994/996L-M	112462	149.00	-	-	-	-	-	-	-	
990 Screw Package 1 3/4" - 2 1/4" Door	900853	-	26.00	26.00	26.00	26.00	26.00	-	-	
991/992/994/996 Screw Package	900920	11.00	-	-	-	-	-	-	-	
Cam-996	971132	33.00	-	-	-	-	-	-	-	
392-7 Mounting Pack	900954	-	12.00	-	-	-	-	-	-	
Hex Stud - 990 Trim	956760	11.00	-	-	-	-	-	-	-	
Pull Grip - 990	972467	-	-	119.00	-	99.00	159.00	-	-	
Pull Grip - 990	972466	-	119.00	-	-	-	-	-	-	
Thumbpiece - 696/990-M	959575	-	63.00	63.00	57.00	57.00	88.00	-	-	
Thumbpiece Axle - 696/990	959603	11.00	-	-	-	-	-	-	-	
Cylinder Collar - 696/990-M	961267	-	41.00	41.00	49.00	41.00	49.00	-	-	
Flat Washer - 992K-DT/NL/BE/992L	963105	12.00	-	-	-	-	-	-	-	
12-24 x 3/8" UFPHMS - 990NL/DT	963579	11.00	-	-	-	-	-	-	-	
Retaining Ring - 991K	963767	11.00	-	-	-	-	-	-	-	
Retaining Ring - 992L	964097	11.00	-	-	-	-	-	-	-	
10-24 x 1/2" Socket Set Cap Screw	964183	11.00	-	-	-	-	-	-	-	
Retaining Ring - 991K-DT/NL/BE/992L	964285	11.00	-	-	-	-	-	-	-	
1/4-20 x 5/8" Socket Set Screw	964353	11.00	-	-	-	-	-	-	-	
Cylinder Collar - 990-R	965226	-	41.00	41.00	49.00	41.00	49.00	-	-	
TP Bracket Screw - 990TP	965237	10.00	-	-	-	-	-	-	-	
Cylinder Retaining Cup - 990/996 Trim	968201	18.00	-	-	-	-	-	-	-	
Spring - 991K	969012	11.00	-	-	-	-	-	-	-	
Thumbpiece Bracket - 990TP	969353	11.00	-	-	-	-	-	-	-	
R&V Finger - 991K/992L	969545	14.00	-	-	-	-	-	-	-	
DT Yoke - 991K/992L ( DT and NL)	970117	76.00	-	-	-	-	-	-	-	
Flange Bearing - 991K	970159	12.00	-	-	-	-	-	-	-	
Thumbpiece - 990TP-R	970488	-	63.00	63.00	88.00	57.00	88.00	-	-	
Slider Sub-Assembly - 992L-M	971012	130.00	-	-	-	-	-	-	-	
DT Cam Pin - 992/994/996	971015	12.00	-	-	-	-	-	-	-	
Hex Stud - 991K/992L	971440	11.00	-	-	-	-	-	-	-	
Lift Spring - 992/994	971573	7.00	-	-	-	-	-	-	-	
Shear Pin Kit - 992/994/996 w/retaining ring	050611	11.00	-	-	-	-	-	-	-	
Mounting Stud - 994/996	971585	11.00	-	-	-	-	-	-	-	
E996 Mort Conv to E Kit	050673	651.00	-	-	-	-	-	-	-	
E996 R/VC Conv to E Kit	050672	626.00	-	-	-	-	-	-	-	
E996 Locking Mech Kit (includes solenoid)	050671	392.00	-	-	-	-	-	-	-	
E996 Wire Harness (Cable)	CABLE10038	40.00	-	-	-	-	-	-	-	
E996 Solenoid Kit	050814	105.00	-	-	-	-	-	-	-	
Lever Bushing	050579	11.00	-	-	-	-	-	-	-	

✓ US15 finish available with device series 98 trims, only.

Prices subject to change without notice.

# Trims - Parts (continued)

Description	Part. No.	Non-Finished	List Price				US3, US26, SPBLK
			US26D	SP313, US10B	US10	US4	
<b>Optional Trim</b>							
696/697DT x 330/350 Screw Package 1 3/4" Dr	050142	-	14.00	14.00	14.00	14.00	14.00
696/697DT x 330/350 Screw Package 2 1/4" Dr	050143	-	14.00	14.00	14.00	14.00	14.00
696/697 Cylinder Hardware Assembly 1 3/4" Dr	109369	-	88.00	88.00	132.00	114.00	150.00
696/697 Cylinder Hardware Assembly 2 1/4" Dr	109130	-	88.00	88.00	132.00	114.00	150.00
696/697 Screw Package 1 3/4" Door	900839	-	11.00	11.00	11.00	11.00	11.00
696/697 Screw Package 2 1/4" Door	900840	-	11.00	11.00	11.00	11.00	11.00
Pull Grip - 608/696 Trim	972467	-	-	119.00	-	99.00	159.00
Pull Grip - 608/696 Trim	972466	-	119.00	-	-	-	-
Thumbpiece - 608 Trim	959575	-	63.00	63.00	57.00	57.00	88.00
Thumbpiece Axle - 608 Trim	959603	11.00	-	-	-	-	-
Sex Bolt Extension - 606/608 Trim	960902	12.00	-	-	-	-	-
Thumbpiece Bracket - 608TP-R/V	960921	21.00	-	-	-	-	-
3/8" Lockwasher - 606K	963703	10.00	-	10.00	-	-	-
Hex Nut - 606K-DT/K-NL	963704	10.00	-	-	-	-	-
1/4-20 3/4" Socket Set Screw	964355	11.00	-	-	-	-	-
Thumbpiece Bracket - 608TP-M	965130	46.00	-	-	-	-	-
Sex Bolt Head - 606/608 Trim	967329	-	14.00	14.00	14.00	14.00	14.00
Pull Grip - 697 Trim	968694	-	202.00	202.00	202.00	202.00	235.00
Sex Bolt Head - 696/697 Trim	968918	-	14.00	14.00	14.00	14.00	14.00
Hex Stud - 696/697 Trim	969091	11.00	-	-	-	-	-
Sex Bolt Extension - 696/697 Trim	969092	14.00	-	-	-	-	-
Thumbpiece - 608TP-R	970488	-	63.00	63.00	88.00	57.00	88.00
Thumbpiece - 696/697-R/V	970491	-	63.00	63.00	88.00	57.00	88.00
334 Cylinder Collar	961267	-	41.00	41.00	49.00	41.00	49.00
940 Trim Cam Service Kit	040171	118.00	-	-	-	-	-

Prices subject to change without notice.

# Parts - Mullions

Description	Part. No.	List Price		
		Non-Finished	SP28, SP313	US4, US10, US28, 313
5654/5754 Fitting Set	050130	-	-	176.00
5654/5754 Top Fitting & Cover	050135	-	-	107.00
KR54 Retrofit Kit	050168	-	455.00	-
KR54-F Retrofit Kit	050169	-	500.00	-
5654/5754 Bottom Fitting	050190	-	-	107.00
9954 Fitting Set	050241	-	332.00	-
1654/4954 Fitting Set	050330	-	129.00	-
1654/4954 Top Fitting & Cover	050335	-	65.00	-
4754/4854 Fitting Set	050371	-	260.00	-
4754/4854 Top Electrical Fitting & Cover	050381	-	198.00	-
9854 Top Mullion Fitting Kit	050383	-	198.00	-
1654/4754/4854/4954 Bottom Fitting	050390	-	63.00	-
9854/9954 Top Fitting & Cover	050391	-	166.00	-
98/9954 Bottom Fitting & Cover	050392	-	166.00	-
KR Mullion Cylinder Lock Nut	050526	12.00	-	-
Weatherstripping (10') Use 2 Per Mullion	050580	27.00	-	-
Mullion (Top) Screw Package	900400	16.00	-	-
Mullion (Bottom) Screw Package	900402	23.00	-	-
KR1654/4954 Mullion Mounting Package	900409	-	68.00	-
KR9854/9954 Mullion Mounting Package	900410	-	56.00	-
9954 (Bottom) Screw Package	900411	23.00	-	-
9954 (Top) Screw Package	900413	23.00	-	-
4754/4854/4954 Top Fitting Cover	961047	-	19.00	-
5654 Mullion Edging - 7'	965712	-	-	59.00
5654 Mullion Edging - 8'	965713	-	-	66.00
5654 Mullion Edging - 10'	965714	-	-	74.00
9954 Top Fitting Cover	968645	-	19.00	-
KR Inner Mullion Back Cover Plate	971187	-	23.00	-
KR Shim Plate	971212	11.00	-	-
KR-F Shim Plate	971313	-	40.00	-
KR9954 Top Fitting	971312	-	112.00	-
KR9854/9954 Fusible Spacer	971316	-	57.00	-
KR Mullion Cylinder Locking Washer	971328	16.00	-	-
KR1654/4954 Top Fitting	971340	-	98.00	-
MT54 Wall Mounted Storage Kit	050581	-	145.00	-
Female Receptacle Wire Assy	105988	70.00	-	-
Male Receptacle Wire Assy	105987	81.00	-	-
Mullion Stabilizers	050054	-	88.00	-

Prices subject to change without notice.

# Screw Packs/ Shims/ Miscellaneous

Description	Part. No.	Non-Finished	List Price			
			US32D	US10	US3, US4, US10B, US32	SP28, SP313, SP4, SP10, US19
<b>Shims</b>						
Shim 1409 Strike	959953	14.00	-	-	-	-
Shim 1606 Strike	961084	19.00	-	-	-	-
Shim 248L-4 Strike	969280	11.00	-	-	-	-
Shim 264/299F/499F Strike	945521	11.00	-	-	-	-
Shim 266 Strike	967333	-	44.00	-	44.00	-
Shim 299 Strike	970321	11.00	-	-	-	-
Shim 268 Strike Auxilliary Bolt	967269	11.00	-	-	-	-
909 Strike Shim Pkg/4	090108	59.00	-	-	-	-
Mullion Stabilizer Shim	961530	10.00	-	-	-	-
99 Hinge Stile Shim	971010	-	-	-	-	44.00
<b>Screw Packs</b>						
Screw Package 268/472/473	900252	11.00	-	-	-	-
Screw Package 1408	900253	11.00	-	-	-	-
Screw Package 1409/1410/1439	900254	14.00	-	-	-	-
Screw Package 248L-4/264/266/1606	900263	11.00	11.00	-	11.00	-
Screw Package 4263/4582	900281	-	12.00	-	12.00	-
Screw Package 4268	900284	-	11.00	18.00	11.00	-
Screw Package 338	900285	11.00	-	-	-	-
Screw Package 499-F	900289	14.00	-	-	-	-
Screw Package 575/575-2/576/4690	900532	-	11.00	11.00	11.00	-
Screw Package 889 Cover Plate	900820	-	14.00	14.00	14.00	-
Screw Package 99GBK-R x 499F 1 3/4" Dr	900847	-	19.00	19.00	19.00	-
Screw Package 99GBK-R x 499F 2 1/4" Dr	900848	-	19.00	19.00	19.00	-
Screw Package 99GBK-R/M/V	900849	18.00	-	-	-	-
Screw Package RG27	900888	12.00	-	-	-	-
<b>Miscellaneous</b>						
DL Lubricant 1 oz.	091091	10.00	-	-	-	-
Monitor Strike Spacer Plate - 4263/4268	966671	14.00	-	-	-	-
Strike Hook 499-F	661481	-	113.00	113.00	113.00	-
Strike Plate 299	970323	11.00	-	-	-	-
Strike Pop Rivet 1409/1439	963074	10.00	-	-	-	-
Strike Hook 499-F	661481	-	113.00	113.00	113.00	-
Strike Plate 299	970323	11.00	-	-	-	-
Strike Pop Rivet 1409/1439	963074	10.00	-	-	-	-
1409 Adjusting Block	959952	14.00	-	-	-	-
1409/1410 Wear Strip	960012	23.00	-	-	-	-
Latch Guard Mounting Bracket	970472	14.00	-	-	-	-
Security Screw Hex Key 5/32"	010059	18.00	-	-	-	-
Security Screw Hex Key 1/8"	010060	18.00	-	-	-	-
Security Screw Hex Key 7/32"	010061	18.00	-	-	-	-
Security Screw Hex Key 3/16"	010062	18.00	-	-	-	-
<b>299F Strike Adapter</b>	<b>050996-622</b>	<b>-</b>	<b>-</b>	<b>-</b>	<b>-</b>	<b>147</b>

Prices subject to change without notice.

# Maintenance Kit and Replacement Packages

Description	Part. No.	List Price
98/99 Maintenance Kit	050046	1071.00
Control Link Pin Pkg/10	090031	13.00
33/35/98/99 Touch Bar Guide Pkg/10	090049	12.00
NL Drive Screw Pkg/10	090074	18.00
98/9927/27-F Auxiliary Bolt Spring Pkg/10	090076	11.00
Bolt Return Spring Pkg/10	090065	11.00
#10 External Tooth Lock Washer Pkg/10	PKGSRV.1007	12.00
Top Latch Compression Spring Pkg/10	090056	11.00
Truarc Retaining Ring T5304-18 Pkg/10	090107	11.00
Shear Pin - 360/992/994/996 Pkg/50	PKGSRV.1010	57.00
992L Lift Spring Pkg/20	PKGSRV.1011	22.00
1/4-20 Hex Stud - 991/992 Pkg/10	PKGSRV.1012	27.00
Truarc Retaining Ring 5160-42 Pkg/10	PKGSRV.1013	18.00
10-32 X 1/4" UFPHMS w/Nylock Pkg/6	090059	11.00
10-24 x 3/4" PPHMS Pkg/10	PKGSRV.1015	12.00
10-24 x 1" PPHMS Pkg/20	PKGSRV.1016	13.00
8-32 X 1/4" UFPHMS Pkg/20	PKGSRV.1018	11.00
LBR Latch Mtg Screw Pkg/10	PKGSRV.1019	13.00
1/4-20 X 3/4" UFPHMS Pkg/10	PKGSRV.1020	19.00
10-24 X 1 3/8" PPHMS Pkg/20	PKGSRV.1022	19.00
10-24 X 3/4" FPHMS Pkg/10	PKGSRV.1023	12.00
99 Cover Retaining Clip Pkg/10	PKGSRV.1024	12.00
12-24 1/2" Hex Wshr Hd Tapping Screw Pkg/10	090073	9.00

Prices subject to change without notice.



# Electric Strike - Parts

Description	Part. No.	List Price
<b>Box Assemblies</b>		
6111, 6113, 6213 12VDC FS Box Assembly	111743	359.00
6111, 6113, 6213 12VDC FSE Box Assembly	111744	359.00
6111, 6113, 6213 24VDC FS Box Assembly	111745	359.00
6111, 6113, 6213 24VDC FSE Box Assembly	111746	359.00
6111, 6113, 6213 12VDC FS DS Box Assembly	111747	520.00
6111, 6113, 6213 12VDC FSE DS Box Assembly	111748	520.00
6111, 6113, 6213 24VDC FS DS Box Assembly	111749	520.00
6111, 6113, 6213 24VDC FSE DS Box Assembly	111750	520.00
6111, 6113, 6213 12VDC FS DS-LC Box Assembly	112772	520.00
6111, 6113, 6213 12VDC FSE DS-LC Box Assembly	112773	520.00
6111, 6113, 6213 24VDC FS DS-LC Box Assembly	112774	520.00
6111, 6113, 6213 24VDC FSE DS-LC Box Assembly	112775	520.00
6112, 6121 12VDC FS Box Assembly	111751	350.00
6112, 6121 12VDC FSE Box Assembly	111752	350.00
6112, 6121 24VDC FS Box Assembly	111753	350.00
6112, 6121 24VDC FSE Box Assembly	111754	350.00
6112, 6121 12VDC FS DS Box Assembly	111755	510.00
6112, 6121 12VDC FSE DS Box Assembly	111756	510.00
6112, 6121 24VDC FS DS Box Assembly	111757	510.00
6112, 6121 24VDC FSE DS Box Assembly	111758	510.00
6112, 6121 12VDC FS DS-LC Box Assembly	112776	510.00
6112, 6121 12VDC FSE DS-LC Box Assembly	112777	510.00
6112, 6121 24VDC FS DS-LC Box Assembly	112778	510.00
6112, 6121 24VDC FSE DS-LC Box Assembly	112779	510.00
6114, 6214/15, 6222/24/24AL/25/26 12VDC FS Box Assembly	111719	394.00
6114, 6214/15, 6222/24/24AL/25/26 12VDC FSE Box Assembly	111720	394.00
6114, 6214/15, 6222/24/24AL/25/26 24VDC FS Box Assembly	111721	394.00
6114, 6214/15, 6222/24/24AL/25/26 24VDC FSE Box Assembly	111722	394.00
6114, 6214/15, 6224/24AL/26 12VDC FS DS Box Assembly	111723	558.00
6114, 6214/15, 6224/24AL/26 12VDC FSE DS Box Assembly	111724	558.00
6114, 6214/15, 6224/24AL/26 24VDC FS DS Box Assembly	111725	558.00
6114, 6214/15, 6224/24AL/26 24VDC FSE DS Box Assembly	111726	558.00
6114, 6214/15/24/24AL/26 12VDC FS DS-LC Box Assembly	112760	558.00
6114, 6214/15/24/24AL/26 12VDC FSE DS-LC Box Assembly	112761	558.00
6114, 6214/15/24/24AL/26 24VDC FS DS-LC Box Assembly	112762	558.00
6114, 6214/15/24/24AL/26 24VDC FSE DS-LC Box Assembly	112763	558.00
6210 12VDC FS Box Assembly	111244	583.00
6210 12VDC FSE Box Assembly	111246	358.00
6210 24VDC FS Box Assembly	111247	405.00
6210 24VDC FSE Box Assembly	111250	294.00
6210 12VDC FS DS Box Assembly	111251	743.00
6210 12VDC FSE DS Box Assembly	111264	519.00
6210 24VDC FS DS Box Assembly	111813	571.00
6210 24VDC FSE DS Box Assembly	111814	571.00
6210 12VDC FS DS-LC Box Assembly	112754	527.00
6210 12VDC FSE DS-LC Box Assembly	112755	527.00
6210 24VDC FS DS-LC Box Assembly	112784	527.00
6210 24VDC FSE DS-LC Box Assembly	112785	527.00
6211, 6211AL, 6212 12VDC FS Box Assembly	111711	337.00
6211, 6211AL, 6212 12VDC FSE Box Assembly	111712	337.00
6211, 6211AL, 6212 24VDC FS Box Assembly	111713	337.00
6211, 6211AL, 6212 24VDC FSE Box Assembly	111714	337.00

Prices subject to change without notice.

<b>Description</b>	<b>Part. No.</b>	<b>List Price</b>
6211, 6211AL, 6212 12VDC FS DS Box Assembly	111715	501.00
6211, 6211AL, 6212 12VDC FSE DS Box Assembly	111716	501.00
6211, 6211AL, 6212 24VDC FS DS Box Assembly	111717	501.00
6211, 6211AL, 6212 24VDC FSE DS Box Assembly	111718	501.00
6211WF, 6212WF 12VDC FS Box Assembly	111727	358.00
6211WF, 6212WF 12VDC FSE Box Assembly	111728	358.00
6211WF, 6212WF 24VDC FS Box Assembly	111729	358.00
6211WF, 6212WF 24VDC FSE Box Assembly	111730	358.00
6211WF, 6212WF 12VDC FS DS Box Assembly	111731	519.00
6211WF, 6212WF 12VDC FSE DS Box Assembly	111732	519.00
6211WF, 6212WF 24VDC FS DS Box Assembly	111733	519.00
6211WF, 6212WF 24VDC FSE DS Box Assembly	111734	519.00
6211WF, 6212WF 12VDC FS DS-LC Box Assembly	112764	519.00
6211WF, 6212WF 12VDC FSE DS-LC Box Assembly	112765	519.00
6211WF, 6212WF 24VDC FS DS-LC Box Assembly	112766	519.00
6211WF, 6212WF 24VDC FSE DS-LC Box Assembly	112767	519.00
6211, 6211AL, 6212 12VDC FS DS-LC Box Assembly	112756	501.00
6211, 6211AL, 6212 12VDC FSE DS-LC Box Assembly	112757	501.00
6211, 6211AL, 6212 24VDC FS DS-LC Box Assembly	112758	501.00
6211, 6211AL, 6212 24VDC FSE DS-LC Box Assembly	112759	501.00
6216 12VDC FS Box Assembly	111759	359.00
6216 12VDC FSE Box Assembly	111760	359.00
6216 24VDC FS Box Assembly	111761	359.00
6216 24VDC FSE Box Assembly	111762	359.00
6216 12VDC FS DS Box Assembly	111763	520.00
6216 12VDC FSE DS Box Assembly	111764	520.00
6216 24VDC FS DS Box Assembly	111765	520.00
6216 24VDC FSE DS Box Assembly	111766	520.00
6216 12VDC FS DS-LC Box Assembly	112780	520.00
6216 12VDC FSE DS-LC Box Assembly	112781	520.00
6216 24VDC FS DS-LC Box Assembly	112782	520.00
6216 24VDC FSE DS-LC Box Assembly	112783	520.00
6221, 6223 12VDC FS Box Assembly	111735	368.00
6221, 6223 12VDC FSE Box Assembly	111736	368.00
6221, 6223 24VDC FS Box Assembly	111737	368.00
6221, 6223 24VDC FSE Box Assembly	111738	368.00
6223 12VDC FS DS Box Assembly	111739	532.00
6223 12VDC FSE DS Box Assembly	111740	532.00
6223 24VDC FS DS Box Assembly	111741	532.00
6223 24VDC FSE DS Box Assembly	111742	532.00
6223 12VDC FS DS-LC Box Assembly	112768	532.00
6223 12VDC FSE DS-LC Box Assembly	112769	532.00
6223 24VDC FS DS-LC Box Assembly	112770	532.00
6223 24VDC FSE DS-LC Box Assembly	112771	532.00
<b>Dual Monitor Switch Replacement Kits</b>		
6100, 6200 DS Replacement Kit Type A – Standard Back Box	050011	202.00
6100, 6200 DS Replacement Kit Type B – Special Back Box	050015	202.00
6100, 6200 DS-LC Replacement Kit Type A – Standard Back Box	050016	202.00
6100, 6200 DS-LC Replacement Kit Type B – Special Back Box	050018	202.00

Prices subject to change without notice.

# Electric Strike - Parts (continued)

Description	Part. No.	622, 689, 695	US32D	List Price			
				US10, US10B	US4	US3	US32
<b>Faceplates</b>							
4200 Faceplate, Round Corner	090110	–	17.00	–	–	–	–
4200 Faceplate, Square Corner	090114	–	17.00	–	–	–	–
5100 Faceplate Package - Standard 4 7/8"	050031	24.00	–	–	–	–	–
5100 Faceplate Package - Round Corner 4 7/8"	050032	24.00	–	–	–	–	–
5100 Faceplate Package – Long 7 15/16"	050033	24.00	–	–	–	–	–
6111 Faceplate	970271	–	368.00	406.00	368.00	503.00	423.00
6112, 6121 Faceplate	970303	–	335.00	433.00	335.00	511.00	298.00
6113 Faceplate	970280	–	364.00	378.00	364.00	495.00	378.00
6114 Faceplate	970300	–	303.00	376.00	342.00	423.00	316.00
6210 Faceplate	971198	–	253.00	355.00	253.00	403.00	342.00
6211AL Faceplate	970272	–	320.00	376.00	320.00	453.00	327.00
6211, 6211WF Faceplate	968716	–	266.00	301.00	266.00	379.00	269.00
6212, 6212WF Faceplate	969584	–	379.00	424.00	379.00	467.00	431.00
6213 Faceplate	970278	–	351.00	382.00	351.00	471.00	382.00
6214 Faceplate	971417	–	415.00	440.00	404.00	563.00	433.00
6215 Faceplate	971415	–	334.00	376.00	334.00	440.00	342.00
6216 Large Faceplate Insert	970407	–	99.00	114.00	99.00	137.00	119.00
6216 Small Faceplate Insert	970415	–	99.00	114.00	99.00	137.00	119.00
6216 Faceplate Less Inserts	971385	–	457.00	480.00	457.00	645.00	444.00
6221 Faceplate	970276	–	445.00	489.00	445.00	533.00	507.00
6222 Faceplate	970305	–	643.00	684.00	643.00	872.00	643.00
6223 Faceplate	970274	–	320.00	369.00	320.00	461.00	369.00
6224 Faceplate	970302	–	428.00	448.00	415.00	575.00	442.00
6224AL Faceplate	970310	–	440.00	487.00	440.00	610.00	448.00
6225 Faceplate	970306	–	582.00	617.00	582.00	702.00	643.00
6226 Faceplate	970301	–	298.00	338.00	298.00	437.00	306.00

Description	Part. No.	Non-Finished	US32D	List Price			
				US10, US10B	US4	US3	US32
<b>Screw &amp; Mounting Packages</b>							
4200 Hardware Kit (includes: mounting tab hardware, mounting screws, allen wrench and diode)	050805	14.00	–	–	–	–	–
5100 Mounting Package	PKGMTG.1004	–	12.00	–	–	–	–
5100 Mounting Package (Black)	PKGMTG.1005	12.00	–	–	–	–	–
5100 Series Screw Package	PKGSCR.1003	–	12.00	–	–	–	–
5100 Series Screw Package (Black)	PKGSCR.1004	12.00	–	–	–	–	–
6111, 6113 Screw Package	900870	–	10.00	10.00	10.00	10.00	10.00
6112, 6121 Screw Package	900881	–	11.00	12.00	12.00	12.00	12.00
6114 Screw Package	900882	–	11.00	12.00	12.00	12.00	12.00
6210 Strike Pocket Insert Mounting Package	900966	9.00	–	–	–	–	–
6210/11/13/14/16, 6222/24/25/26 Screw Package	900288	–	12.00	12.00	12.00	12.00	12.00
6211WF, 6212WF, 6221/23 Screw Package	900885	–	10.00	10.00	10.00	10.00	10.00
6212 Screw Package	900290	–	11.00	11.00	11.00	11.00	11.00
6216 Inserts and Screw Package	900345	239.00	–	–	–	–	–
Screw: 8-32 x 3/8" PPHMS	964070	9.00	–	–	–	–	–
Screw: 6-32 x 3/8" PPHMS Type 2A	964190	9.00	–	–	–	–	–

Prices subject to change without notice.

(continued) **Parts - Electric Strike**

Description	Part. No.	List Price
<b>Solenoid Parts</b>		
5100 Solenoid Kit 12/24VDC	050034	69.00
6100, 6200 Series Solenoid Kit 12VDC (FS & FSE)	050237	105.00
6100, 6200 Series Solenoid Kit 16 VDC (FS & FSE)	050239	105.00
6100, 6200 Series Solenoid Kit 24VDC (FS & FSE)	050240	105.00
6100, 6200 Series Solenoid Kit 28VDC	050699	102.00
Solenoid Spring	968713	11.00
Solenoid Washer	964037	9.00

<b>Spring Kits</b>		
6111/13, 6213, 6221/23 Spring Kit	050942	32.00
6112/14/21, 6214/15/22/24/24AL/25/26 Spring Kit	050943	32.00
6210 Spring Kit	050940	38.00
6211/12 Spring Kit	050939	32.00
6216 Spring Kit	050941	38.00

Description	Part. No.	Non-Finished	List Price		
			US4, US10, US10B, US32D	US3	US32
<b>Miscellaneous Hardware</b>					
#8 Ext. Tooth Lock Washer	964019	9.00	-	-	-
4200 Hardware Kit (includes: mounting tab hardware, mounting screws, allen wrench and diode)	050805	14.00	-	-	-
Entry Buzzer (FSE application only)	050242	38.00	-	-	-
12 VAC to 12 VDC Rectifier Kit	010057	38.00	-	-	-
24 VAC to 24 VDC Rectifier Kit	010058	38.00	-	-	-
6100, 6200 Series DS-LC Switch & Clip Assembly	113232	161.00	-	-	-
6111, 6113 Shim for blade stop applications (Specify finish)	010055	151.00	-	-	-
6113 Frame Insert Package	900347	9.00	-	-	-
6121 Housing Cover (Specify Finish)	970412		331.00	437.00	445.00
6210 Auxiliary Bolt Plate Package	900584	36.00	-	-	-
6212 Strike Pocket Insert/Mounting Tab	900292	26.00	-	-	-
6216 Inserts and Screw Package	900345	239.00	-	-	-
6300, 6400 Cable (Pigtail) Kit	050803	46.00	-	-	-
6300 Strike Shim Kit for blade stop applications	050804	57.00	-	-	-
6100, 6200 (9100) Filler Bracket Kit	050749	49.00	-	-	-
Connector	990132	10.00	-	-	-
DS Tripper Extension & Connector	900344	26.00	-	-	-
DS Tripper Extension	970384	10.00	-	-	-
FS Slider (Except 6211WF/6212WF/6221/6223)	970388	32.00	-	-	-
FSE Slider (Except 6211WF/6212WF/6221/6223)	970387	32.00	-	-	-
6400 Hardware Kit	050819	75.00	-	-	-

Prices subject to change without notice.

# Electric - Parts

Description	Part. No.	List Price
<b>Electric Latch Retraction</b>		
EL Dogging Rod - 3'	050531	54.00
EL Dogging Rod - 4'	050532	54.00
EL Dogging Rod Retainer	050538	12.00
EL Solenoid & Plunger	050535	307.00
HD-EL Solenoid	050536	307.00
HD-EL Solenoid Plunger	050537	113.00
EL Plunger Bracket-94/95	972471	27.00
Pulse Width Module	050534	278.00
EL 6' Cable and Connector	110388	42.00
EL Receptacle Connector	050539	11.00
EL Female Terminal	050540	11.00
HD-EL Dog Screw	050541	14.00
HD-EL Dogging Spring	050543	14.00
HD-EL Solenoid Bracket	050542	24.00
QEL Cable Package	114320	10.00
QEL Extended Cable Assembly	116549	53.00
QEL CON E7500 Adapter Harness	106187	12.00
Connector QEL Modified Harness	106198	10.00
EL Conversion Kit 3'	050070	979.00
EL Conversion Kit 4'	050078	979.00
EL Conversion Kit w/Connectors 3'	050853	979.00
EL Conversion Kit w/Connectors 4'	050854	979.00
HD-EL Conversion Kit 3'	050384	979.00
HD-EL Conversion Kit 4'	050385	979.00
HD-EL Conversion Kit w/Connectors 3'	050855	979.00
HD-EL Conversion Kit w/Connectors 4'	050856	979.00
QEL Modular Conversion Kit	114317	887.00
QEL Modular Conversion Kit w/Connectors	040061	887.00
HD-QEL Modular Conversion Kit	958002	887.00
HD-QEL Modular Conversion Kit w/Connectors	040062	887.00
QEL Baseplate Conversion Kit 3'	958003	932.00
QEL Baseplate Conversion Kit 4'	040065	932.00
QEL Baseplate Conversion Kit w/Connectors 3'	040063	932.00
QEL Baseplate Conversion Kit 4'	040066	932.00
HD-QEL Baseplate Conversion Kit 3'	958004	932.00
HD-QEL Baseplate Conversion Kit 4'	040067	932.00
HD-QEL Baseplate Conversion Kit w/Connectors 3'	040064	932.00
HD-QEL Baseplate Conversion Kit 4'	040068	932.00
QEL 94/95 Inpact Conversion Kit	958005	887.00
<b>Pneumatic Latch Retraction</b>		
Pneumatic Power Transfer	012014	564.00
Pneumatic Tubing - 25'	051828	23.00
Pneumatic Tubing - 50'	051823	30.00
Pneumatic Tubing - 100'	051824	51.00
Pneumatic Tubing - 200'	051825	97.00
Pneumatic Solenoid Kit	051826	774.00
Pneumatic Adapter Kit - LCN 1/4" Tube	051827	35.00

Prices subject to change without notice.

Description	Part. No.	List Price
<b>Chexit</b>		
Chexit PCB Kit - 15 second release - Ordered after 8/17/2015	040086	935.00
Chexit PCB Kit - 30 second release - Ordered after 8/17/2015	040088	1,057.00
Chexit PCB KIT - 0 Second Delay release - Ordered after 8/17/2015	040089	1,057.00
Chexit PCB Kit - 15 Second Boca release - Ordered after 8/17/2015	040091	1,057.00
Chexit PCB Kit - Infinite Release	040087	1057.00
DE5300/RCM PCB Kit - 15 Second release	090943	890.00
DE5300/RCM Key Switch Assy	040169	112.00
RCM/DE5300 Cable Kit	040188	103.00
CX99-RCM Kit Less Module - Ordered after 8/17/2015	040198	235.00
CX98-RCM Kit Less Module - Ordered after 8/17/2015	040199	235.00
CX-RCM Cable Assy - Ordered after 8/17/2015	040092	63.00
CX Solenoid & Plunger	050533	275.00
Chexit Wiring Assembly - Ordered after 8/17/2015	040191	179.00
Sign 15 Second - Chexit/DE5300	113781	53.00
Sign 30 Second - Chexit/DE5300	113782	56.00
CX Motor Cable Kit - Ordered after 8/17/2015	040192	9.00
CX Trim Device Cable Kit - Ordered after 8/17/2015	040193	21.00
CX RX Switch Assembly Kit - Ordered after 8/17/2015	116717	215.00
CX Key Switch Assy 3' Device - Ordered after 8/17/2015	040170	108.00
CX Key Switch Assy 4' Device - Ordered after 8/17/2015	040189	108.00
CX Wire Guard - Ordered after 8/17/2015	970012	40.00

Description	Part. No.	List Price Non-Finished
<b>Switch</b>		
LX-RX 94/95 Switch Wire Assembly (R/Y/B)	110360	103.00
SS Cable	050544	124.00
SS Housing	050545	414.00
RX Switch Assy	050251	227.00
RX-LC Switch Assy	050281	263.00
RX-2 Switch Assy	050270	282.00
RX-Aux Switch Assy	050271	235.00
WP-RX-2 Aux Switch Assy	051881	327.00
LX Switch Assy 3'	050254	227.00
LX Switch Assy 4'	050255	227.00
LX-LC Switch Assy 3'	050286	263.00
LX-LC Switch Assy 4'	050285	263.00
LX-RX Switch Assy 3'	050256	343.00
LX-RX Switch Assy 4'	050257	343.00
LX-RX-LC Switch Assy 3'	050289	410.00
LX-RX-LC Switch Assy 4'	050291	410.00
EL-LX Switch Assy	050247	227.00
EL-LX-LC Switch Assy	050287	263.00
EL-LX-RX Switch Assy	050259	343.00
EL-LX-RX-LC Switch Assy	050293	410.00
94/95 Inpact LX Switch Kit	050226	227.00

Prices subject to change without notice.

# Electric - Parts (continued)

Description	Part. No.	List Price Non-Finished	SP28, SP313
<b>E360 Controls</b>			
E360 FSE SOLENOID KIT	050743	575.00	-
E360 FS SOLENOID KIT	050744	575.00	-
<b>E996 Trims</b>			
E996 Mort Conv to E Kit	050673	651.00	-
E996 R/VC Conv to E Kit	050672	626.00	-
E996 Locking Mech Kit	050671	392.00	-
E996 Wire Harness	CABLE.10038	40.00	-
<b>CON E996 Adapter Harness</b>	<b>106183</b>	<b>29.00</b>	<b>-</b>
<b>Alarm Kit</b>			
ALK PCB Assembly	101030	431.00	-
ALK Cylinder Collar - 22	967704	-	21.00
ALK Cylinder Collar - 33A/35A/98/99	050525	-	41.00
ALK Sign	SIGN-1	22.00	-
ALK Arming Label	969349	11.00	-
ALK Disarming Label	969350	11.00	-
ALK Retainer Nut	969354	22.00	-
ALK Cylinder Spacer	970594	14.00	-
ALK Switch Actuator	971556	19.00	-
ALK Cylinder Bracket	971557	12.00	-
ALK Battery	990637	21.00	-
<b>CON ALK/5599 Adapter Harness</b>	<b>106182</b>	<b>11.00</b>	<b>-</b>
Cover Plate Anti-Rattle Spring Pkg/10	090036	11.00	-
		<b>Net Price Non-Finished</b>	
<b>Allegion Connect - Wire Harnesses</b>			
CON-6: Wire Harness, Molex Conn-Both Ends	106190	9.87	-
CON-12: Wire Harness, Molex Conn-Both Ends	106191	13.13	-
CON-26: Wire Harness, Molex Conn-Both Ends	106192	14.70	-
CON-32: Wire Harness, Molex Conn-Both Ends	106193	15.86	-
CON-38: Wire Harness, Molex Conn-Both Ends	106194	16.38	-
CON-44: Wire Harness, Molex Conn-Both Ends	106195	16.91	-
CON-50: Wire Harness, Molex Conn-Both Ends	106196	17.43	-
CON-192: Wire Harness, Molex Conn-Both Ends	106197	41.48	-
CON-6P: Wire Harness, Molex Conn, Crimped Pin	106201	12.60	-
CON-12P: Wire Harness, Molex Conn, Crimped Pin	106202	15.86	-
CON-26P: Wire Harness, Molex Conn, Crimped Pin	106203	17.43	-
CON-32P: Wire Harness, Molex Conn, Crimped Pin	106204	18.59	-
CON-38P: Wire Harness, Molex Conn, Crimped Pin	106205	19.11	-
CON-44P: Wire Harness, Molex Conn, Crimped Pin	106206	19.64	-
CON-50P: Wire Harness, Molex Conn, Crimped Pin	106207	20.16	-
CON-192P: Wire Harness, Molex Conn, Crimped Pin	106208	43.68	-
CON-6W: Wire Extension to power supply	106210	12.60	-
CON-Kit, Connector Service Kit	050823	103.74	-
		<b>List Price Non-Finished</b>	
<b>Miscellaneous</b>			
Switch Cover Assy - 4000 Monitor Strikes	105100	121.00	-
EPT Filler Kit	900978	-	25.00
900-BAT Power Supply Batteries	44487155	109.00	-
PS914 Enclosure Door Label	44489870	4.00	-

Prices subject to change without notice.

# Parts - 26 Series GUARD-X/237 Two Point Latch

## Guard-X 26 Series

Description	Part. No.	Non-Finished	List Price		
			BLACK, US19	SP28, SP313	
2670 Lockside Cover Kit SP28	COVER.109	-	-	171.00	
2670 Lockside Cover Kit US19	COVER.122	-	171.00	-	
2670 Lockside Cover Kit SP313	COVER.121	-	-	171.00	
2670 Hingeside Cover Kit - Silver	COVER.114	-	-	44.00	
2670 Hingeside Cover Kit - Black	COVER.115	-	44.00	-	
2670 Hingeside Cover Kit - Brown	COVER.116	-	-	44.00	
2670 Endcap Kit	ECAP.105	-	25.00	-	
2670 PCB Kit Field - English	PCB.10018	231.00	-	-	
2670 PCB Kit Field - Spanish	PCB.10019	231.00	-	-	
2670 PCB Kit Field - French	PCB.10020	231.00	-	-	
Alarm Sign - French	SIGN.1001	59.00	-	-	
Alarm Sign - Spanish	SIGN.1002	59.00	-	-	
Alarm Sign - English	SIGN.1003	59.00	-	-	
Cylinder Retaining Bracket Kit	BRKT.121	34.00	-	-	
Lightpipe Kit	PIPE.101	26.00	-	-	
2670 Cylinder Tailpiece Extension	050379	9.00	-	-	
2670 Device Mounting Package US28	PKGMTG.1002	-	-	29.00	
2670 Device Mounting Package Black	PKGMTG.1003	-	29.00	-	
2670 Cover Screw Kit SP28	PKGSCR.1001	9.00	-	-	

## 237 Two Point Latch

Description	Part. No.	Non-Finished	List Price				
			US32D	US10B	US10	US4	US32
237 Top Rod Assembly	112845	-	428.00	436.00	393.00	494.00	476.00
237 Bottom Rod Assembly	112844	129.00	-	-	-	-	-
237 Mounting Plate Package	112835	-	13.00	13.00	13.00	35.00	13.00

Prices subject to change without notice.



# Service Replacement - Parts

Description	Part. No.	Non-Finished	List Price			
			US10B, US26D	US10	US4	US3, US26
7500-880TP Retrofit Kit	050122	-	63.00	63.00	63.00	63.00
End Cap Mtg. Brkt. Screw (Pkg of 30)	090060	48.00	-	-	-	-
Old Style Hex Dogging Retrofit Kit	050709	63.00	-	-	-	-
Old Style 227 Dog Key 5/32" (Pkg of 10)	090084	65.00	-	-	-	-
34/58 Thumb Latch Lift Spring (Pkg of 5)	091030	63.00	-	-	-	-
34/58 Dog Lock Spring (Pkg of 10)	091031	113.00	-	-	-	-
34/58 Auxiliary Bolt Spring (Pkg of 10)	091032	187.00	-	-	-	-
66 Dog Screw (Pkg of 10)	091061	132.00	-	-	-	-
222 Dog Key 7/32" (Pkg of 10)	091080	88.00	-	-	-	-
Wedgetite Screw - Fine Thread (Pkg of 10)	091082	59.00	-	-	-	-
370 Series 6-32 x 1/4 UFPHMS	963150	11.00	-	-	-	-
370 Series 1/4-20 x 1 Set Screw	963584	11.00	-	-	-	-
33/3527 Bottom Rod Roll Pin	963585	11.00	-	-	-	-
SS333NL Backplate Screw 8-32 x 3/8" PPHMS	963712	11.00	-	-	-	-
10-24 x 1/2" UFPHMS Epoxy Lock	963873	11.00	-	-	-	-
370 Series 6-32 x 7/16" PPHMS	963902	11.00	-	-	-	-
333/337 1/4-20 x 2 Socket Set Screw	963905	11.00	-	-	-	-
370 Series #10 Flat Washer	964375	11.00	-	-	-	-
Cover Bearing Insert - Old Style	969889	11.00	-	-	-	-
334/333/337/3308 Sex Bolt Extension	971614	12.00	-	-	-	-
992L-DT OR NL Conversion Kit	050154	112.00	-	-	-	-
992L Replacement Cam Kit w/Slider	050155	112.00	-	-	-	-
992L Replacement Cam Kit Less Slider	050157	46.00	-	-	-	-
<b>Note Original ship date on Parts listed below</b>						
EL Solenoid Replacement Kit	050218	624.00	-	-	-	-
For EL Devices shipped before January 1987						
Orbit Knob Assy - 606K/880K Trim	108490	-	191.00	191.00	191.00	191.00
Orbit Knob Assy - 606K-DT/880K-DT Trim	108493	-	191.00	191.00	191.00	191.00
880 Knob Booster Spring Assembly	033024	46.00	-	-	-	-
For Trims shipped before October 1989						
#22 Hitch Pin - Hex/CD Dogging old style	963909	11.00	-	-	-	-
Dogging Shaft - Hex Dogging Old Style	968112	14.00	-	-	-	-
CD Actuator Arm - Cylinder Dogg Old Style	968116	12.00	-	-	-	-
For Devices shipped before July 1997						
7500-373L Retrofit Kit	050124	19.00	-	-	-	-
For Devices shipped before August 1997						
22/98/9927/-F Btm Latch/Brkt Repl. Kit	050090	-	132.00	132.00	132.00	132.00
22/98/9927/-F Top Latch/Brkt Repl. Kit	050091	-	132.00	132.00	132.00	132.00
22/98/9927/27-F Latch Mtg. Screws 1 3/4" Dr	900564	11.00	-	-	-	-
22/98/9927/27-F Latch Mtg. Screws 2 1/4" Dr	900569	11.00	-	-	-	-
For Devices shipped before October 1998						
Mechanism End Cap Screw Package	900901	-	11.00	14.00	11.00	11.00
RX 330/350 Old Style End Cap Mtg. Bracket for Lock Stile	050397	11.00	-	-	-	-
For Devices shipped before January 2002						
47 Btm Latch Spirol Pin (Pkg of 10)	090062	14.00	-	-	-	-
For Devices shipped before April 2003						
376WDC Rod member Kit 1 3/4"	109113	121.00	-	-	-	-
376WDC Rod Member Kit 2" Door	900583	-	130.00	130.00	130.00	130.00
376WDC Rod Member Kit 2 1/4" Door	109118	170.00	-	-	-	-
For Controls shipped before January 2008						

Prices subject to change without notice.

# Part Number Cross Reference

OLD P/N	NEW P/N	OLD P/N	NEW P/N	OLD P/N	NEW P/N	OLD P/N	NEW P/N
213	050342	101801	050456	106769	050316	111942	050193
011214	050338	101907	050418	106769	050318	111948	113100
011223	050343	102274	050139	106769	050324	111949	050506
011224	050339	102277	050137	106769	050326	111950	050504
011233	050340	102551	050036	106780	050493	112342	050575
011234	050336	102676	050462	107021	050750	112461	111869
011243	050341	102681	050463	107023	050592	112727	050491
011244	050337	102685	050432	107682	050451	112906	050494
011253	050350	102691	050430	107798	050456	112907	050495
011254	050346	102694	050431	108327	050402	112910	050583
011263	050351	102701	050446	108360	050513	112915	050535
011264	050347	102703	050202	108361	050515	112924	050401
011273	050348	102930	114141	108994	PBKIT.1001	112925	050400
011274	050344	103234	050455	108994	PBKIT.1002	113004	050732
011283	050349	104154	050411	108995	PBKIT.1003	113005	050733
011284	050345	104164	050428	108995	PBKIT.1004	113006	050734
050361	050360	104165	050429	109041	050537	113007	050736
061420	050005	104367	050210	109160	050128	113078	050737
062370	050459	104759	050053	109759	050492	113079	050738
090058	090065	105020	050457	109760	050754	113080	050739
100511	050200	105163	050110	109811	900620	113081	050741
100693	050209	105641	050096	109826	050366	113125	050548
100729	050439	105666	050458	109861	050357	113126	050549
100744	050438	106118	050440	110007	050531	113129	050550
100751	050497	106122	050441	110008	050532	113130	050551
100999	050442	106144	050372	110051	050401	113133	050552
101000	050443	106145	050374	110052	050400	113134	050553
101011	050201	106147	050373	110058	050402	114169	050516
101134	050112	106174	050437	110163	050756	945501	090001
101137	050136	106180	050452	110165	050757	950522	090012
101149	050368	106708	050295	110375	050574	951081	050476
101190	050367	106708	050296	110416	050582	951780	090013
101444	050444	106708	050297	110472	050544	951960	050501
101445	050445	106708	050298	110525	110769	951970	050502
101590	050498	106708	050303	110573	050512	952400	050448
101593	050424	106708	050304	110574	050514	952530	050447
101594	050425	106708	050305	110658	050545	956011	PKGSRV.1018
101598	050426	106708	050306	110740	050536	956520	090020
101599	050427	106725	050299	110741	050534	957750	050278
101648	050482	106725	050300	110767	971012	958643	090014
101662	050409	106725	050301	110783	971012	959098	113853
101665	050410	106725	050302	110845	113098	959122	972466
101686	050413	106725	050307	111645	050752	959707	971593
101689	050414	106725	050308	111651	050758	959850	050352
101695	050420	106725	050309	111657	050760	959853	050353
101695	050422	106725	050310	111669	050762	959957	050355
101698	050421	106847	050412	111675	050764	959958	050332
101698	050423	106763	050311	111795	101030	959969	050364
101701	050417	106763	050313	111931	050197	959986	050333
101704	050419	106763	050319	111932	050196	959990	090023
101707	050415	106763	050321	111933	050189	959991	050356
101710	050416	106765	050312	111934	050191	959995	050334
101713	050435	106765	050314	111935	050184	960049	090030
101716	050436	106765	050320	111936	050183	960303	970488
101750	050460	106765	050322	111937	050198	960345	050503
101751	050461	106767	050315	111938	050199	960548	050464
101752	050471	106767	050317	111940	050195	101777	050455
101753	050472	106767	050323	111941	050192	960578	050327

Prices subject to change without notice.

# Part Number Cross Reference

OLD P/N	NEW P/N	OLD P/N	NEW P/N	OLD P/N	NEW P/N	OLD P/N	NEW P/N
960581	050453	966384	050607	969582	090076	971267	050525
960652	050277	966450	971614	969816	050601	971308	090038
960675	050499	966897	050541	969836	050555	971326	050538
960756	050211	967032	050490	969837	050555	971348	090088
960856	050260	967116	90069	969838	050556	971351	090039
961152	050369	967151	051705	969839	050556	971367	090047
961206	050465	967154	051707	969855	050566	971424	050275
961218	050478	967224	090011	969864	050564	971425	050276
961628	050453	967448	090064	969925	972466	971483	050566
961814	050272	967481	090097	969987	050530	971492	090040
961988	900614	967482	050607	969994	050474	971495	090043
963011	900502	967484	050599	969995	050475	971496	090045
963019	090035	967489	050606	970079	90048	971507	090031
963094	090024	967490	050609	970086	050555	971507	050585
963096	090025	967492	050600	970087	050555	971537	090072
963098	900610	967493	050602	970088	050556	971560	050406
963099	090002	967495	090096	970089	050556	971561	050407
963100	050613	967496	090090	970126	970387	971562	050570
963103	090015	967502	050354	970148	970388	971564	050569
963128	090059	967616	050328	970173	968694	971567	050546
963130	090032	967622	050454	970180	971556	971568	050481
963155	090061	967623	050454	970181	971557	971583	050611
963193	090016	967644	050598	970184	050621	971583	PKGSRV.1010
963512	090100	967648	050612	970193	050488	971584	090070
963531	050614	967673	090095	970194	050489	971625	050554
963585	090010	967736	050004	970206	050554	971627	050559
963712	900613	967738	050004	970207	050554	971628	050560
963750	090018	967826	090065	970208	050554	971629	050562
963757	090103	967968	090062	970368	050547	971630	050562
963760	090098	968503	050508	970441	090074	971631	050563
963789	090027	968638	050486	970527	050557	971632	050563
963935	090054	968639	050487	970528	050558	971635	050397
964041	090077	968762	968793	970547	971822	971638	050565
964066	090107	968833	050449	970549	900588	971781	050559
964085	090063	968834	090056	970567	050616	971782	050560
964154	090102	968862	050597	970597	050557	971796	050507
964358	900541	968863	050596	970598	050557	971837	090046
964360	090034	968868	050619	970599	050557	971838	090044
964363	050509	968957	090057	970601	050558	971910	050524
964390	090037	968964	090058	970602	050558	971974	050526
964395		968969	090067	970603	050558	971993	090049
964557	090073	969199	050361	970719	090036	971493	090041
965278	050360	969219	050603	970771	090068	971494	090042
965279	050359	969235	050542	970815	050576	990592	050540
965294	090033	969244	050543	970817	050358	990598	050539
965300	050362	969252	090071	970863	972549	990598	050539
965301	050363	969295	971010	970873	970872		
965322	090009	969297	090075	970909	050500		
965325	050273	969300	661481	970911	050559		
965326	050274	969400	969889	970912	050559		
965335	090017	969369	050477	970914	050560		
965506	050505	969400	969889	970915	050560		
965676	090021	969467	090079	971050	090066		
965916	090092	969855	050566	971052	050562		
965917	090091	969864	050564	971053	050562		
965996	050331	969506	050566	971055	050563		
106767	050325	111939	050194	960577	050279		
966165	050370	969520	050529	971056	050563		

Prices subject to change without notice.

# Wiring Diagrams

A library of common wiring diagrams are available at no-charge for use in single and double door applications utilizing various configurations of Allegion door hardware products. These diagrams and much more can be accessed through our Knowledge Center tool at <http://kc.allegion.com/>, simply click on the link Common wiring diagrams.

## Custom Wiring Diagrams

When common wiring diagrams do not meet the needs of the job requirements, Allegion offers a service to purchase custom wiring diagrams. All custom wiring diagrams include a point-to-point drawing, a riser diagram, and a detailed theory of operation. Custom wiring diagrams fall into two categories; Standard and Complex.

- Standard drawings: All Allegion products with a single opening and a basic theory of operation. These drawings will be quoted a NET \$250 for each drawing
- Complex drawings: Generic contacts, 3rd party components, complex relay logic, timer circuit logic, any other additional advanced logic. Drawings that fall under this type will receive a NET quote depending on the time required to complete the drawings at an hourly rate of \$200/hour with a \$250 minimum NET

## How to Request a Quote for a Custom Wiring Diagram

- Custom wiring diagrams can only be ordered by and shipped to current Allegion Channel Partners
- Wiring Diagram Request Forms can be obtained by:
  - Sending an email request to [Wiring.Diagram.Request@allegion.com](mailto:Wiring.Diagram.Request@allegion.com)
  - Using the online Distributor Portal under; My Support / Orders & Invoicing
  - Using the form located on page 173
- Once completed, email the completed request form to [Wiring.Diagram.Request@allegion.com](mailto:Wiring.Diagram.Request@allegion.com) for processing
  - Be sure and include the following information to prevent delays to the request:
    - All supporting documentation for non-Allegion products
    - Hardware list with complete part numbers
    - Detailed Theory of operation for all openings
- Upon receipt the custom wiring coordinator will review and clarify the request as needed
- Once all clarifications are resolved a QUOTE#, NET pricing, and lead time will be assigned and communicated to the requestor within 1 business day
- QUOTE# is valid for 90 days
- A purchase order with the QUOTE# must be received for the wiring diagrams to be produced
  - Send the completed PO to [Wiring.Diagram.Request@allegion.com](mailto:Wiring.Diagram.Request@allegion.com)
- Lead time is generally 2-3 weeks from time PO is received, more complex requests will have longer lead times
- Changes to the original request after a quote approval may incur additional charges and affect lead time
- Completed custom wiring diagrams will be emailed to the requestor

**Prices subject to change without notice.**



# Wiring Diagram Request Form



# ALLEGION™

**Must be a Schlage Electronics, LCN, or Von Duprin Dealer**

-----  
Date \_\_\_/\_\_\_/\_\_\_ Project Name \_\_\_\_\_

Dealer/Distributor \_\_\_\_\_

Account # \_\_\_\_\_ Dealer Contact Name \_\_\_\_\_ Phone \_\_\_\_-\_\_\_\_-\_\_\_\_

-----  
Provide a Primary Technical Contact \_\_\_\_\_ Phone \_\_\_\_-\_\_\_\_-\_\_\_\_  
-----

**Provide/Attach the Following**

- All supporting documentation for all non-Allegion products.
  - Included hardware list with complete part numbers.
  - Detailed Theory of Operation for all openings.

**Additional information that helps expedite the project:**

Door Number; Door Size; Door Material;  
Fire Rated Opening; Single/Pair; Double Egress; Interior/Exterior;  
Interlocked Opening; Basic Floor Plan/Traffic Flow

-----  
**E-mail completed form and supporting documentation to**

Wiring.Diagram.Request@allegion.com

Phone: 877-671-7011



# Warranty

**Warranty:** The Company warrants that the product manufactured by it and delivered hereunder will be free of defects in material and workmanship for a period as follows: (1) exit devices and trim for 36 months from the date of placing the product in operation or for 42 months from the date of shipment; (2) electric strikes for 5 years on mechanical components and 1 year on electrical components including the solenoid and wiring from the date of installation; and (3) electrified exit devices and other electrified products for 12 months from the date of placing the product in operation or 18 months from the date of shipment, whichever shall first occur. The Purchaser shall be obligated to promptly report any failure to conform to this limited warranty, in writing, to the Company within said limited warranty period, whereupon the Company shall, at its option, correct such nonconformity, by suitable repair to such product or, furnish a replacement part F.O.B. point of shipment; provided the Purchaser has stored, installed, maintained and operated such product in accordance with good industry practices and has complied with specific recommendations of the Company. Accessories or product furnished by the Company, but manufactured by others, shall carry whatever warranty the manufacturers have conveyed to the Company and which can be passed on to the Purchaser. The Company shall not be liable for any repairs, replacements, or adjustments to the product or any costs of labor performed by the Purchaser or others without the Company's prior written approval.

The effects of corrosion, erosion and normal wear and tear are specifically excluded from this limited warranty. Performance warranties are limited to those specifically stated within the Company's proposal. Unless responsibility for meeting such performance warranties are limited to specified shop or field tests, the Company's obligation shall be to correct in the manner and for the period of time provided above.

The Company makes no other warranty or representation of any kind whatsoever, expressed or implied, except that of title, and all implied warranties of merchantability and fitness for a particular purpose, are hereby disclaimed. No agent, representative, dealer, or employee of Company has the authority to increase or alter the obligations of this limited warranty.

Correction by the Company of nonconformities whether patent or latent, in the manner and for the period of time provided above, shall constitute fulfillment of all liabilities of the Company for such nonconformities, whether based on contract, warranty, negligence, indemnity, strict liability or otherwise with respect to or arising out of such Equipment.

The Purchaser shall not operate product which is considered to be defective, without first notifying the Company in writing of its intention to do so. Any such use of product will be at the Purchaser's sole risk and liability and will not be covered by this limited warranty.

Customer Care: 877-671-7011

RMA requests (Return Material Authorization) are to be directed to Von Duprin, 2720 Tobey Drive, Indianapolis, IN 46219. Attn: Customer Service.



## About Allegion

Allegion (NYSE: ALLE) creates peace of mind by pioneering safety and security. As a \$2 billion provider of security solutions for homes and businesses, Allegion employs more than 7,800 people and sells products in more than 120 countries across the world. Allegion comprises 23 global brands, including strategic brands CISA®, Interflex®, LCN®, Schlage® and Von Duprin®.

For more, visit [www.allegion.com](http://www.allegion.com)

KRYPTONITE ■ LCN ■  ■ STEELCRAFT ■ VON DUPRIN