

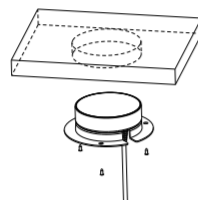
User Manual

Wireless Charger TX
Model: QI02

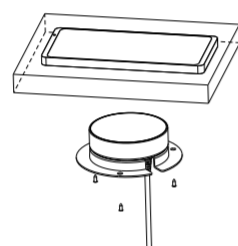
This product is a fast wireless charger compatible with WPC Qi 1.2.4 BPP standard. It can support Apple 7.5W, Samsung 10W fast wireless charging and all Qi-enabled devices with 5W standard wireless charging.

Installation and use methods

1. Attach the wireless charger TX to the table with screws.



2. Place your phone on the designated position of the table that have attached the charger.



Accessories list

Wireless Charging TX x 1 Anti-theft parts x 1
Screw x 3

Specifications

DC-DC Module:

Input: 20-36V / 1A(MAX) Output: 9V-2A
Size: 50x30x17.7mm

Wireless charger TX:

Input: 9V-2A Output: 5W / 7.5W / 10W Max
Charge distance: 1. 0-4.5mm Between wireless charger housing to Phone
2. 8mm Between wireless charger TX Coil to RX Coil

Charge area: 10x10mm Size: ø59.5mmx18mm

Attention

1. Don't expose to liquids.
2. Don't disassemble.
3. Avoid dropping.
4. Avoid extreme temperatures.

FCC STATEMENT

1. This device complies with Part 15 of the FCC Rules. Operation is subject to the following two conditions:
(1) this device may not cause harmful interference.
(2) this device must accept any interference received, including interference that may cause undesired operation.
2. Warning: Changes or modifications to this unit not expressly approved by the party responsible for compliance could void the user's authority to operate the equipment.
3. NOTE: This equipment has been tested and found to comply with the limits for a Class B digital device, pursuant to Part 15 of the FCC Rules. These limits are designed to provide reasonable protection against harmful interference in a residential installation. This equipment generates, uses and can radiate radio frequency energy and, if not installed and used in accordance with the instructions, may cause harmful interference to radio communications. However, there is no guarantee that interference will not occur in a particular installation. If this equipment does cause harmful interference to radio or television reception, which can be determined by turning the equipment off and on, the user is encouraged to try to correct the interference by one or more of the following measures:
 - Reorient or relocate the receiving antenna.
 - Increase the separation between the equipment and receiver.
 - Connect the equipment into an outlet on a circuit different from that to which the receiver is connected.
 - Consult the dealer or an experienced radio/TV technician for help.

FCC Radiation Exposure Statement

This equipment complies with FCC radiation exposure limits set forth for an uncontrolled environment. This equipment should be installed and operated with minimum distance 20cm between the radiator & your body.

Made in China

正面

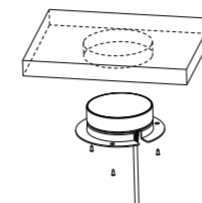
使用手册

无线充电器
型号: QI02

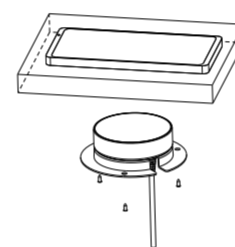
本产品是桌子嵌入式快速无线充电器,符合WPC Qi 1.2.4 BPP的标准。此产品能支持所有Qi充电协议的设备5W无线输出,同时能支持苹果7.5W和三星10W无线快速充电。

安装和使用方法

1. 将无线充电器按下图所示用螺丝固定在桌子上。



2. 把手机放在有安装无线充电器的桌子的指定桌面位置。



配件清单

无线充电器 x 1 防盗片 x 1
螺丝 x 3

技术参数

DC-DC 模组:

输入: 20-36V / 1A(MAX) 输出: 9V-2A
尺寸: 50x30x17.7mm

无线充电模组:

输入: 9V-2A 输出: 5W / 7.5W / 10W Max
充电距离: 1. 0-4.5mm 无线充电器和手机之间的距离。
2. 8mm 无线充电器 TX 线圈到 RX 线圈的距离。

充电范围: 10x10mm 产品尺寸: ø59.5mmx18mm

注意事项

1. 不要接触液体。
2. 不要拆卸产品。
3. 避免跌落。
4. 避免高温。

中国制造

背面