

Important Ergonomic Information Información sanitaria importante
 Informations importantes relatives au confort
 Importantes informações sobre Conforto

English

Important Ergonomic Information. Long periods of repetitive motions using an improperly set-up workspace, incorrect body position, and poor work habits may be associated with physical discomfort and injury to nerves, tendons, and muscles. If you feel pain, numbness, weakness, swelling, burning, cramping, or stiffness in your hands, wrists, arms, shoulders, neck, or back, see a qualified health professional. For more information, please read the Comfort Guidelines located in the iTouch™ help system and on the Logitech™ web site at <http://www.logitech.com/comfort>

Español

Français

Português

1 Contents Contents Contents Contents

English

Package Contents: 1. Receiver and PS/2 adapter 2. Batteries 3. Software 4. Keyboard 5. Mouse

Español

Français

Português



2 Receiver Receiver Receiver Receiver

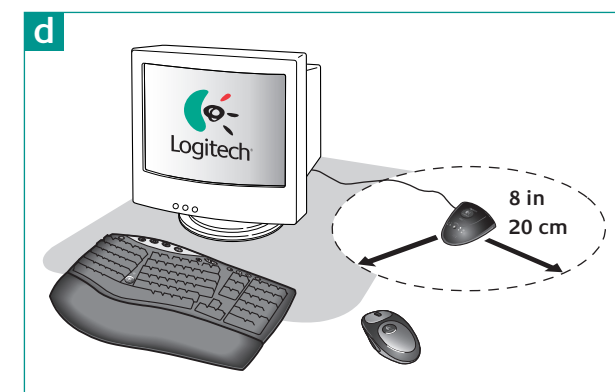

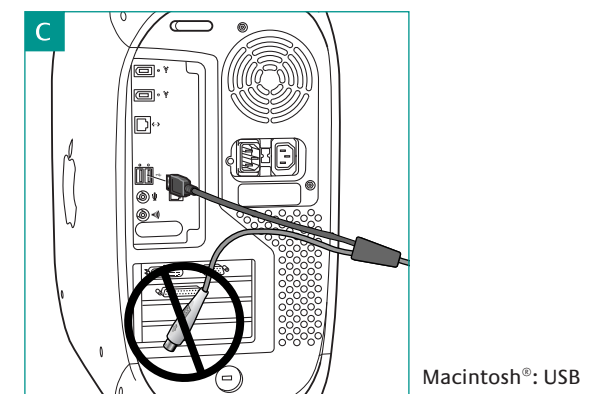
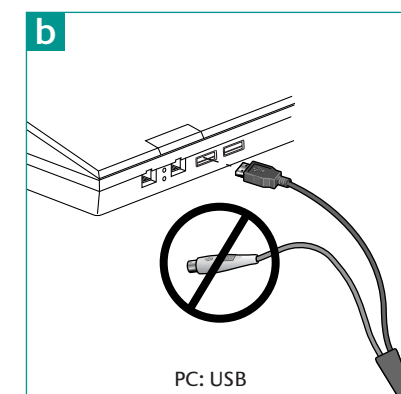
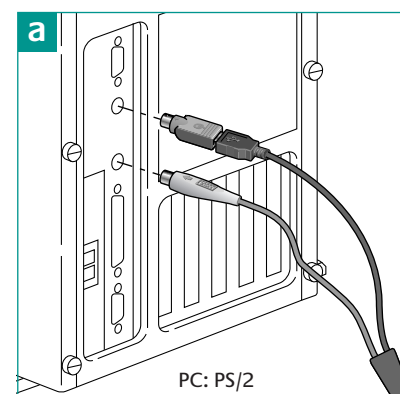
English

Turn off the computer. For PCs, connect the receiver to the desktop via the PS/2 ports **a**, or to the notebook via the USB port only **b**. (Use PS/2 connections when possible.) NOTE: For any USB connection, DO NOT use the PS/2 mouse connector. For Macintosh®, connect receiver to a single USB port only **c**. Place receiver away from electronic devices **d**.

Español

Français

Português



3 Batteries Batteries Batteries Batteries

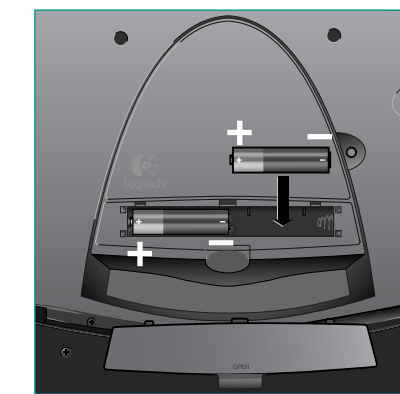
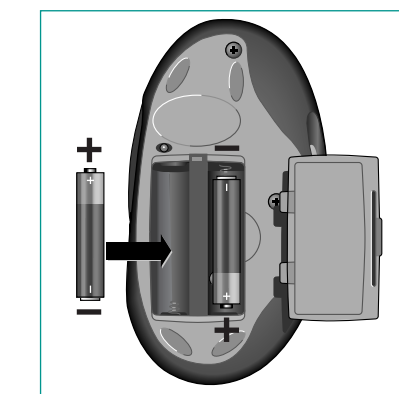
English

Install the batteries. Refer to the battery diagram inside the battery compartment. Note where the positive and negative ends of the batteries are to be inserted.

Español

Français

Português



Federal Communication Commission Interference Statement

This equipment has been tested and found to comply with the limits for a Class B digital device, pursuant to Part 15 of the FCC Rules. These limits are designed to provide reasonable protection against harmful interference in a residential installation. This equipment generates, uses and can radiate radio frequency energy and, if not installed and used in accordance with the instructions, may cause harmful interference to radio communications. However, there is no guarantee that interference will not occur in a particular installation. If this equipment does cause harmful interference to radio or television reception, which can be determined by turning the equipment off and on, the user is encouraged to try to correct the interference by one of the following measures:

- Reorient or relocate the receiving antenna.
- Increase the separation between the equipment and receiver.
- Connect the equipment into an outlet on a circuit different from that to which the receiver is connected.
- Consult the dealer or an experienced radio/TV technician for help.

FCC Caution: Any changes or modifications not expressly approved by the party responsible for compliance could void the user's authority to operate this equipment.

This device complies with Part 15 of the FCC Rules. Operation is subject to the following two conditions: (1) This device may not cause harmful interference, and (2) this device must accept any interference received, including interference that may cause undesired operation.

Logitech on the world wide web: www.logitech.com



4 Connect Connect Connect Connect

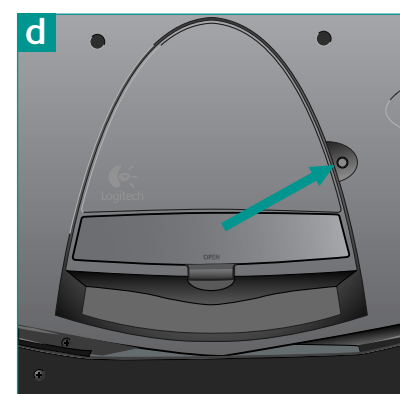
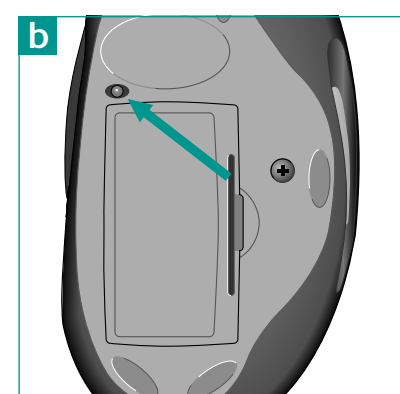
English

Turn on computer. After system boot is finished, press connect button on receiver **a**, and then press connect button on mouse **b**. Next, press connect button on receiver **c** again and press connect button on keyboard **d**.

Español

Français

Português



5 Software Le logiciel El Software O Software

English

To enjoy all the features of the keyboard and mouse, you must install the software. For Macintosh®, use the F12 key to eject (open) the CD tray for systems that use keyboard ejection.

Español

Français

Português

Features Funciones Funcions Recursos

English

1. Suspend key 2. Internet keys 3. Multimedia keys. For more information, refer to the online help system located on your hard disk.

Español

Français

Português



Troubleshooting Dépannage Resolución de problemas Solução de Problemas

English

Keyboard/mouse do not work: 1. Check the receiver's cable connections. 2. Press the connect button on the receiver; press the connect button on the bottom of keyboard and mouse. 3. Refer to the help system on the hard disk.

Español

Français

Português

©2002 Logitech. All rights reserved. Logitech, the Logitech logo, and other Logitech marks are owned by Logitech and may be registered. All other trademarks are the property of their respective owners. Logitech assumes no responsibility for any errors that may appear in this manual. Information contained herein is subject to change without notice.

Part number: 623060-0403

