

# Setting Up Your Dell™ Bluetooth® Desktop

Language | Language | Language | Language | Language | Language | Language | Language | Language | Language



**CAUTION:**

Before you set up and operate your Dell computer, read and follow the safety instructions in your computer *Owner's Manual*.

**LANGUAGE:**

Language

**LANGUAGE:**

Language

**LANGUAGE:**

Language

**LANGUAGE:**

Language

**LANGUAGE:**

Language

**LANGUAGE:**

Before you set up and operate your Dell computer, read and follow the safety instructions in your computer *Owner's Manual*.

**LANGUAGE:**

Language

**LANGUAGE:**

Language

**LANGUAGE:**

Language

**LANGUAGE:**

Language

1

**Verify the contents of your package.**

Language  
Language  
Language  
Language  
Language  
Language  
Language  
Language



**Keyboard** Language  
Language Language  
Language Language  
Language Language  
Language Language



**Mouse** Language  
Language Language  
Language Language  
Language Language  
Language Language



**Receiver** Language  
Language Language  
Language Language  
Language Language  
Language Language



**AA Batteries (6)** Language  
Language Language  
Language Language  
Language Language  
Language Language

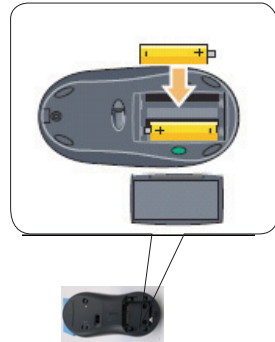



**Setup CD-ROM** Language  
Language Language  
Language Language  
Language Language  
Language Language

2

**Insert four batteries into your keyboard and two batteries into your mouse.**

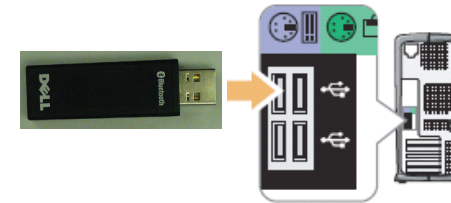
Language  
Language  
Language  
Language  
Language  
Language  
Language  
Language



3

**Insert your receiver into any USB port on your computer.**

Language  
Language  
Language  
Language  
Language  
Language  
Language  
Language



**If you purchased your Dell Bluetooth Desktop with a Dell computer, setup is complete.** (The Setup CD-ROM lets you restore your original keyboard and mouse software settings.)  
**If you purchased your Bluetooth Desktop separately, insert the Setup CD-ROM, and then follow the on-screen instructions.**

Language  
con't  
Language  
con't  
Language  
con't  
Language  
con't  
Language  
con't  
Language  
con't  
Language  
con't  
Language  
con't  
Language  
con't




0XXXXXA00



# Getting to know your keyboard, mouse, and receiver

Language | Language | Language | Language | Language | Language | Language | Language | Language | Language



## Web Navigation Keys



Back	Forward	Stop	Refresh	Home
Language	Language	Language	Language	Language
Language	Language	Language	Language	Language
Language	Language	Language	Language	Language
Language	Language	Language	Language	Language
Language	Language	Language	Language	Language
Language	Language	Language	Language	Language
Language	Language	Language	Language	Language
Language	Language	Language	Language	Language
Language	Language	Language	Language	Language
Language	Language	Language	Language	Language

## Accessory Keys



Email	My Computer	Calculator
Language	Language	Language
Language	Language	Language
Language	Language	Language
Language	Language	Language
Language	Language	Language
Language	Language	Language
Language	Language	Language
Language	Language	Language
Language	Language	Language
Language	Language	Language
Language	Language	Language

## Multimedia Keys

Mute	Stop	Rewind	Volume	Fast Forward	Play/Pause	Audio Settings
Language	Language	Language	Language	Language	Language	Language
Language	Language	Language	Language	Language	Language	Language
Language	Language	Language	Language	Language	Language	Language
Language	Language	Language	Language	Language	Language	Language
Language	Language	Language	Language	Language	Language	Language
Language	Language	Language	Language	Language	Language	Language
Language	Language	Language	Language	Language	Language	Language
Language	Language	Language	Language	Language	Language	Language
Language	Language	Language	Language	Language	Language	Language
Language	Language	Language	Language	Language	Language	Language
Language	Language	Language	Language	Language	Language	Language

Left  
Language  
Language  
Language  
Language  
Language  
Language  
Language  
Language  
Language  
Language



Right  
Language  
Language  
Language  
Language  
Language  
Language  
Language  
Language  
Language  
Language

Up  
Language  
Language  
Language  
Language  
Language  
Language  
Language  
Language  
Language  
Language

Down  
Language  
Language  
Language  
Language  
Language  
Language  
Language  
Language  
Language  
Language

Battery  
Language  
Language  
Language  
Language  
Language  
Language  
Language  
Language  
Language  
Language

Connect Button  
Language  
Language  
Language  
Language  
Language  
Language  
Language  
Language  
Language  
Language



## Keyboard And Mouse Unresponsive?

Language  
Language  
Language  
Language  
Language  
Language  
Language  
Language  
Language  
Language  
Language

### C. Establish a connection manually.

Language  
Language  
Language  
Language  
Language  
Language  
Language  
Language  
Language  
Language  
Language

### 1. Press and release the Connect button of the keyboard and receiver.

Language  
Language  
Language  
Language  
Language  
Language  
Language  
Language  
Language  
Language  
Language

### 2. Wait 20 seconds.

Language  
Language  
Language  
Language  
Language  
Language  
Language  
Language  
Language  
Language  
Language

### 3. Press and release the Connect button of the mouse and the receiver.

Language  
Language  
Language  
Language  
Language  
Language  
Language  
Language  
Language  
Language  
Language

## A. Verify proper insertion of the receiver into a USB port (from step 3).

Language  
Language  
Language  
Language  
Language  
Language  
Language  
Language  
Language  
Language  
Language

## B. Verify proper insertion of the batteries into the keyboard and mouse (from step 2).

Language  
Language  
Language  
Language  
Language  
Language  
Language  
Language  
Language  
Language  
Language



This device complies with part 15 of the FCC rules. Operation is subject to the following conditions: (1) This device may not cause harmful interference, and (2) this device must accept interference received, including interference that may cause undesired operation.

Information in this document is subject to change without notice. © 2005 Dell Inc. All rights reserved.

Reproduction in any manner whatsoever without the written permission of Dell Inc. is strictly forbidden.

Dell, the DELL logo, and Dimension are trademarks of Dell Inc. Microsoft and Windows are registered trademarks of Microsoft Corporation. Dell disclaims any proprietary interest in the marks and names of others.

Month 2005



Printed in the U.S.A.

Language

Language

Language

Language

Language

Language

## Appendix:

### **CE Warning:**

#### Regulatory statement (R&TTE / Dell Bluetooth Desktop)

European standards dictate maximum radiated transmit power of 100mW EIRP and frequency range 2.400-2.4835GHz; In France, the equipment must be restricted to the 2.454 -2.4835GHz frequency range and must be restricted to indoor use.

#### CE Declaration of Conformity

For the following equipment:  
**Dell Bluetooth Desktop**

# CE 0984

Is herewith confirmed to comply with the requirements set out in the Council Directive on the Approximation of the Laws of the Member States relating to Electromagnetic Compatibility (89/336/EEC), Low-voltage Directive (73/23/EEC) and the Amendment Directive (93/68/EEC), the procedures given in European Council Directive 99/5/EC and 89/336/EEC.

The equipment was passed. The test was performed according to the following European standards:

- EN 300 328 V.1.6.1 (2004)
- EN 301 489-1 V.1.4.1 (2002-04) / EN 301 489-17 V.1.2.1 (2002-04)
- EN 50371 (2002)
- EN 60950-1 (2001)

This Class B (or Class A, if so indicated on the registration label) digital apparatus meets the requirements of the Canadian Interference-Causing Equipment Regulations.

Cet appareil numérique de la Classe B (ou Classe A, si ainsi indiqué sur l'étiquette d'enregistrement) respecte toutes les exigences du Règlement sur le Matériel Brouilleur du Canada.

## **CE Notice (European Union)**

Marking by the symbol **CE** indicates compliance of this Dell Bluetooth Desktop to the Electromagnetic Compatibility Directive and the Low Voltage Directive of the European Union. Such marking is indicative that this Dell system meets the following technical standards:

- EN 55022 — "Information Technology Equipment — Radio Disturbance Characteristics — Limits and Methods of Measurement."
- EN 55024 — "Information Technology Equipment - Immunity Characteristics - Limits and Methods of Measurement."
- EN 61000-3-2 — "Electromagnetic Compatibility - Part 3: Limits - Section 2: Limits for Harmonic Current Emissions (Equipment Input Current Up to and Including 16 A Per Phase)."
- EN 61000-3-3 — "Electromagnetic Compatibility - Part 3: Limits - Section 3: Limitation of Voltage Fluctuations and Flicker in Low-Voltage Supply Systems for Equipment With Rated Current Up to and Including 16 A."
- EN 60950 — "Safety of Information Technology Equipment."

**NOTE:** EN 55022 emissions requirements provide for two classifications:

- Class A is for typical commercial areas.
- Class B is for typical domestic areas.

This Dell device is classified for use in a typical Class B domestic environment.

A "Declaration of Conformity" in accordance with the preceding directives and standards has been made and is on file at Dell Inc. Products Europe BY, Limerick, Ireland.

## **CE Mark Notice**

This equipment complies with the essential requirements of the European Union Directive 1999/5/EC.

Toto zařízení splňuje základní požadavky směrnice 1999/5/EC.

Deze udstyr opfylder de Væsentlige krav i EU's direktiv 1999/5/EC om Radio- og teleterminaludstyr.

Deze apparatuur voldoet aan de noodzakelijke vereisten van EU-richtlijn betreffende radioapparatuur en telecommunicatie-eindapparatuur 1999/5/EG.

Käsõlev seade vastab olulistele Euroopa Liidu Direktiivi 1999/5/EC nõudmistele.

Tämä laite vastaa EU:n radio- ja telepäätelaitteedirektiivin (EU R&TTE Directive 1999/5/EC) vaatimuksia.

Cet équipement est conforme aux principales caractéristiques définies dans la Directive européenne RTTE 1999/5/CE.

Die Geräte erfüllen die grundlegenden Anforderungen der RTTE-Richtlinie (1999/5/EG).

Ο εξοπλισμός αυτός πληροί τις βασικές απαιτήσεις της κοινότητας σύμφωνα με την Οδηγία 1999/5/ΕΚ.

A készülék megfelel az Európai Unió 1999/5/EC direktívájára alapvető követelményeinek.

Queste apparecchiatura è conforme ai requisiti essenziali della Direttiva Europea R&TTE 1999/5/CE.

Ši ierīce atbilst nepieciešamajām Eiropas Savienības Direktīvas prasībām 1999/5/EC.

Šis prietaiss atbilst būtības Eiropas Savienības direktīvas 1999/5/EC ieteikumiem.

Dan it-ághnair iúilconformna mar-rekriáití essenziáilí tad-Direitíva ía 'L-Uniomi Ewropea 1999/5/KE.

Deette udstyret er i overensstemmelse med hovedkravene i R&TTE-direktivet (1999/5/EC) fra EU.

To urządzenie spełnia podstawowe wymagania dyrektywy Unii Europejskiej 1999/5/EC.

Este equipamento cumpre os requisitos essenciais da Directiva 1999/5/CE do Parlamento Europeu e do Conselho (Directiva RTT).

Toto zariadenie spĺňa základné požiadavky Direktívy Európskej únie č. 1999/5/EC.

Ta oprema je skladna z bistvenimi zahtevami direktive EU 1999/5/EC.

Este equipo cumple los requisitos principales de la Directiva 1999/5/CE de la UE, "Equipos de Terminales de Radio y Telecomunicaciones".

Utrustningen uppfyller kraven för EU-direktivet 1999/5/EC om ansluten teleutrustning och ömsesidigt erkännande av utrustningens överensstämmelse (R&TTE).

## FCC Caution

1. The device complies with Part 15 of the FCC rules. Operation is subject to the following two conditions:
  - (1) This device may not cause harmful interference.
  - (2) This device must accept any interference received, including interference that may cause undesired operation.
  
2. Changes or modifications to this unit not expressly approved by the party responsible for compliance could void the user authority to operate the equipment.