Logitech | ue

Mobile Boombox

Bluetooth Speaker & Speakerphone Setup Guide

Your Mobile Boombox

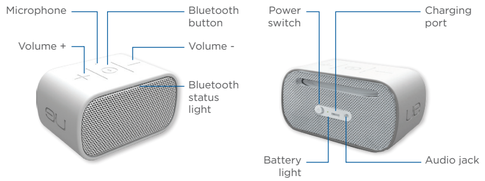

First-time setup

On the Mobile Boombox
Power on the speaker. The status light blinks rapidly, indicating the speaker is ready for pairing.

On the device
Turn on Bluetooth. Tap UE Mobile Boombox in the list of Bluetooth devices.

Set up more devices

On the Mobile Boombox
Hold down the Bluetooth button until the status light starts blinking rapidly.

On the device
Turn on Bluetooth. Tap UE Mobile Boombox in the list of Bluetooth devices.

Reconnect a device

On your device
Turn on Bluetooth. Tap UE Mobile Boombox in the list of Bluetooth devices

Use as a speakerphone

On the device
When making or receiving a call, choose UE Mobile Boombox as your audio source.

Speak in the direction of the microphone on top of the speaker.

Online support

Visit Product Central, your online destination for world-class support.

logitech.com/support/ueboombox

Get more from your new speaker with tutorials, troubleshooting, and detailed information about using Mobile Boombox with different types of Bluetooth-enabled devices.

Product Central is also home to lively forums that connect you to a global community of knowledgeable users.

Telephone support

United States	+x xxx-xxx-xxxx
United States	+x xxx-xxx-xxxx
United States	+x xxx-xxx-xxxx
United States	+x xxx-xxx-xxxx
United States	+x xxx-xxx-xxxx
United States	+x xxx-xxx-xxxx
United States	+x xxx-xxx-xxxx
United States	+x xxx-xxx-xxxx
United States	+x xxx-xxx-xxxx
United States	+x xxx-xxx-xxxx
United States	+x xxx-xxx-xxxx
United States	+x xxx-xxx-xxxx
United States	+x xxx-xxx-xxxx
United States	+x xxx-xxx-xxxx
United States	+x xxx-xxx-xxxx
United States	+x xxx-xxx-xxxx

Logitech | ue

©2012 Logitech. Logitech, the Logitech logo, and other Logitech marks are owned by Logitech and may be registered. iPhone is a registered trademark of Apple, Inc., registered in the US, and other countries. All other trademarks are the property of their respective owners. Logitech assumes no responsibility for any errors that may appear in this manual. Information contained herein is subject to change without notice.

Logitech | ue

Mobile Boombox

Bluetooth Speaker & Speakerphone Setup Guide

Your Mobile Boombox

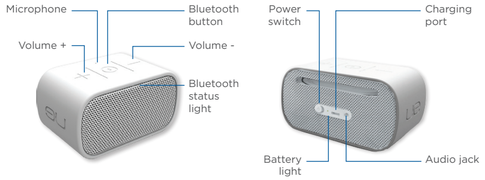

First-time setup

Set up more devices

Reconnect a device

Use as a speakerphone

Online support

Visit Product Central, your online destination for world-class support.

logitech.com/support/ueboombox

Get more from your new speaker with tutorials, troubleshooting, and detailed information about using Mobile Boombox with different types of Bluetooth-enabled devices.

Product Central is also home to lively forums that connect you to a global community of knowledgeable users.

Telephone support

United States	+x xxx-xxx-xxxx
United States	+x xxx-xxx-xxxx
United States	+x xxx-xxx-xxxx
United States	+x xxx-xxx-xxxx
United States	+x xxx-xxx-xxxx
United States	+x xxx-xxx-xxxx
United States	+x xxx-xxx-xxxx
United States	+x xxx-xxx-xxxx
United States	+x xxx-xxx-xxxx
United States	+x xxx-xxx-xxxx
United States	+x xxx-xxx-xxxx
United States	+x xxx-xxx-xxxx
United States	+x xxx-xxx-xxxx
United States	+x xxx-xxx-xxxx
United States	+x xxx-xxx-xxxx
United States	+x xxx-xxx-xxxx

Logitech | ue

©2012 Logitech. Logitech, the Logitech logo, and other Logitech marks are owned by Logitech and may be registered. iPhone is a registered trademark of Apple, Inc., registered in the US, and other countries. All other trademarks are the property of their respective owners. Logitech assumes no responsibility for any errors that may appear in this manual. Information contained herein is subject to change without notice.

Logitech | ue

Mobile Boombox

Bluetooth Speaker & Speakerphone
Setup Guide

Your Mobile Boombox

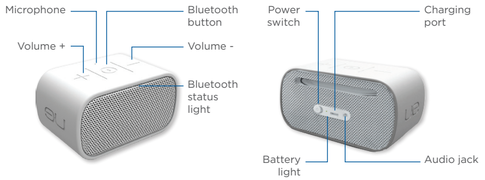

First-time setup

On the Mobile Boombox
Power on the speaker. The status light blinks rapidly, indicating the speaker is ready for pairing.

On the device
Turn on Bluetooth. Tap UE Mobile Boombox in the list of Bluetooth devices

Set up more devices

On the Mobile Boombox
Hold down the Bluetooth button until the status light starts blinking rapidly.

On the device
Turn on Bluetooth. Tap UE Mobile Boombox in the list of Bluetooth devices.

Reconnect a device

On your device
Turn on Bluetooth. Tap UE Mobile Boombox in the list of Bluetooth devices

Use as a speakerphone

On the device
When making or receiving a call, choose UE Mobile Boombox as your audio source.

Speak in the direction of the microphone on top of the speaker.

Online support

Visit Product Central, your online destination for world-class support.

logitech.com/support/ueboombox

Get more from your new speaker with tutorials, troubleshooting, and detailed information about using Mobile Boombox with different types of Bluetooth-enabled devices.

Product Central is also home to lively forums that connect you to a global community of knowledgeable users.

Telephone support

United States	+x xxx-xxx-xxxx
United States	+x xxx-xxx-xxxx
United States	+x xxx-xxx-xxxx
United States	+x xxx-xxx-xxxx
United States	+x xxx-xxx-xxxx
United States	+x xxx-xxx-xxxx
United States	+x xxx-xxx-xxxx
United States	+x xxx-xxx-xxxx
United States	+x xxx-xxx-xxxx
United States	+x xxx-xxx-xxxx
United States	+x xxx-xxx-xxxx
United States	+x xxx-xxx-xxxx
United States	+x xxx-xxx-xxxx
United States	+x xxx-xxx-xxxx
United States	+x xxx-xxx-xxxx
United States	+x xxx-xxx-xxxx

Logitech | ue

©2012 Logitech. Logitech, the Logitech logo, and other Logitech marks are owned by Logitech and may be registered. iPhone is a registered trademark of Apple, Inc., registered in the US, and other countries. All other trademarks are the property of their respective owners. Logitech assumes no responsibility for any errors that may appear in this manual. Information contained herein is subject to change without notice.

Logitech | ue

Mobile Boombox

Bluetooth Speaker & Speakerphone
Setup Guide

Your Mobile Boombox

First-time setup

On the Mobile Boombox
Power on the speaker. The status light blinks rapidly, indicating the speaker is ready for pairing.

On the device
Turn on Bluetooth. Tap UE Mobile Boombox in the list of Bluetooth devices

Set up more devices

On the Mobile Boombox
Hold down the Bluetooth button until the status light starts blinking rapidly.

On the device
Turn on Bluetooth. Tap UE Mobile Boombox in the list of Bluetooth devices.

Reconnect a device

On your device
Turn on Bluetooth. Tap UE Mobile Boombox in the list of Bluetooth devices

Use as a speakerphone

On the device
When making or receiving a call, choose UE Mobile Boombox as your audio source.

Speak in the direction of the microphone on top of the speaker.

Online support

Visit Product Central, your online destination for world-class support.

logitech.com/support/ueboombox

Get more from your new speaker with tutorials, troubleshooting, and detailed information about using Mobile Boombox with different types of Bluetooth-enabled devices.

Product Central is also home to lively forums that connect you to a global community of knowledgeable users.

Telephone support

United States	+x xxx-xxx-xxxx
United States	+x xxx-xxx-xxxx
United States	+x xxx-xxx-xxxx
United States	+x xxx-xxx-xxxx
United States	+x xxx-xxx-xxxx
United States	+x xxx-xxx-xxxx
United States	+x xxx-xxx-xxxx
United States	+x xxx-xxx-xxxx
United States	+x xxx-xxx-xxxx
United States	+x xxx-xxx-xxxx
United States	+x xxx-xxx-xxxx
United States	+x xxx-xxx-xxxx
United States	+x xxx-xxx-xxxx
United States	+x xxx-xxx-xxxx
United States	+x xxx-xxx-xxxx
United States	+x xxx-xxx-xxxx

Logitech | ue

©2012 Logitech. Logitech, the Logitech logo, and other Logitech marks are owned by Logitech and may be registered. iPhone is a registered trademark of Apple, Inc., registered in the US, and other countries. All other trademarks are the property of their respective owners. Logitech assumes no responsibility for any errors that may appear in this manual. Information contained herein is subject to change without notice.

Logitech | ue

Mobile Boombox

Bluetooth Speaker & Speakerphone
Setup Guide

Your Mobile Boombox

First-time setup

On the Mobile Boombox
Power on the speaker. The status light blinks rapidly, indicating the speaker is ready for pairing.

On the device
Turn on Bluetooth. Tap UE Mobile Boombox in the list of Bluetooth devices

Set up more devices

On the Mobile Boombox
Hold down the Bluetooth button until the status light starts blinking rapidly.

On the device
Turn on Bluetooth. Tap UE Mobile Boombox in the list of Bluetooth devices.

Reconnect a device

On your device
Turn on Bluetooth. Tap UE Mobile Boombox in the list of Bluetooth devices

Use as a speakerphone

On the device
When making or receiving a call, choose UE Mobile Boombox as your audio source.

Speak in the direction of the microphone on top of the speaker.

Online support

Visit Product Central, your online destination for world-class support.

logitech.com/support/ueboombox

Get more from your new speaker with tutorials, troubleshooting, and detailed information about using Mobile Boombox with different types of Bluetooth-enabled devices.

Product Central is also home to lively forums that connect you to a global community of knowledgeable users.

Telephone support

United States	+x xxx-xxx-xxxx
United States	+x xxx-xxx-xxxx
United States	+x xxx-xxx-xxxx
United States	+x xxx-xxx-xxxx
United States	+x xxx-xxx-xxxx
United States	+x xxx-xxx-xxxx
United States	+x xxx-xxx-xxxx
United States	+x xxx-xxx-xxxx
United States	+x xxx-xxx-xxxx
United States	+x xxx-xxx-xxxx
United States	+x xxx-xxx-xxxx
United States	+x xxx-xxx-xxxx
United States	+x xxx-xxx-xxxx
United States	+x xxx-xxx-xxxx
United States	+x xxx-xxx-xxxx
United States	+x xxx-xxx-xxxx

Logitech | ue

©2012 Logitech. Logitech, the Logitech logo, and other Logitech marks are owned by Logitech and may be registered. iPhone is a registered trademark of Apple, Inc., registered in the US, and other countries. All other trademarks are the property of their respective owners. Logitech assumes no responsibility for any errors that may appear in this manual. Information contained herein is subject to change without notice.

Logitech | ue

Mobile Boombox

Bluetooth Speaker & Speakerphone
Setup Guide

Your Mobile Boombox

First-time setup

On the Mobile Boombox
Power on the speaker. The status light blinks rapidly, indicating the speaker is ready for pairing.

On the device
Turn on Bluetooth. Tap UE Mobile Boombox in the list of Bluetooth devices

Set up more devices

On the Mobile Boombox
Hold down the Bluetooth button until the status light starts blinking rapidly.

On the device
Turn on Bluetooth. Tap UE Mobile Boombox in the list of Bluetooth devices.

Reconnect a device

On your device
Turn on Bluetooth. Tap UE Mobile Boombox in the list of Bluetooth devices

Use as a speakerphone

On the device
When making or receiving a call, choose UE Mobile Boombox as your audio source.

Speak in the direction of the microphone on top of the speaker.

Online support

Visit Product Central, your online destination for world-class support.

logitech.com/support/ueboombox

Get more from your new speaker with tutorials, troubleshooting, and detailed information about using Mobile Boombox with different types of Bluetooth-enabled devices.

Product Central is also home to lively forums that connect you to a global community of knowledgeable users.

Telephone support

United States	+x xxx-xxx-xxxx
United States	+x xxx-xxx-xxxx
United States	+x xxx-xxx-xxxx
United States	+x xxx-xxx-xxxx
United States	+x xxx-xxx-xxxx
United States	+x xxx-xxx-xxxx
United States	+x xxx-xxx-xxxx
United States	+x xxx-xxx-xxxx
United States	+x xxx-xxx-xxxx
United States	+x xxx-xxx-xxxx
United States	+x xxx-xxx-xxxx
United States	+x xxx-xxx-xxxx
United States	+x xxx-xxx-xxxx
United States	+x xxx-xxx-xxxx
United States	+x xxx-xxx-xxxx
United States	+x xxx-xxx-xxxx

Logitech | ue

©2012 Logitech. Logitech, the Logitech logo, and other Logitech marks are owned by Logitech and may be registered. iPhone is a registered trademark of Apple, Inc., registered in the US, and other countries. All other trademarks are the property of their respective owners. Logitech assumes no responsibility for any errors that may appear in this manual. Information contained herein is subject to change without notice.

Logitech | ue

Mobile Boombox

Bluetooth Speaker & Speakerphone
Setup Guide

Your Mobile Boombox

First-time setup

On the Mobile Boombox
Power on the speaker. The status light blinks rapidly, indicating the speaker is ready for pairing.

On the device
Turn on Bluetooth. Tap UE Mobile Boombox in the list of Bluetooth devices

Set up more devices

On the Mobile Boombox
Hold down the Bluetooth button until the status light starts blinking rapidly.

On the device
Turn on Bluetooth. Tap UE Mobile Boombox in the list of Bluetooth devices.

Reconnect a device

On your device
Turn on Bluetooth. Tap UE Mobile Boombox in the list of Bluetooth devices

Use as a speakerphone

On the device
When making or receiving a call, choose UE Mobile Boombox as your audio source.

Speak in the direction of the microphone on top of the speaker.

Online support

Visit Product Central, your online destination for world-class support.

logitech.com/support/ueboombox

Get more from your new speaker with tutorials, troubleshooting, and detailed information about using Mobile Boombox with different types of Bluetooth-enabled devices.

Product Central is also home to lively forums that connect you to a global community of knowledgeable users.

Telephone support

United States	+x xxx-xxx-xxxx
United States	+x xxx-xxx-xxxx
United States	+x xxx-xxx-xxxx
United States	+x xxx-xxx-xxxx
United States	+x xxx-xxx-xxxx
United States	+x xxx-xxx-xxxx
United States	+x xxx-xxx-xxxx
United States	+x xxx-xxx-xxxx
United States	+x xxx-xxx-xxxx
United States	+x xxx-xxx-xxxx
United States	+x xxx-xxx-xxxx
United States	+x xxx-xxx-xxxx
United States	+x xxx-xxx-xxxx
United States	+x xxx-xxx-xxxx
United States	+x xxx-xxx-xxxx
United States	+x xxx-xxx-xxxx

Logitech | ue

©2012 Logitech. Logitech, the Logitech logo, and other Logitech marks are owned by Logitech and may be registered. iPhone is a registered trademark of Apple, Inc., registered in the US, and other countries. All other trademarks are the property of their respective owners. Logitech assumes no responsibility for any errors that may appear in this manual. Information contained herein is subject to change without notice.