

Getting started with
Logitech® Keyboard Case
for iPad® 2



Charge the Keyboard Case

Plug the micro-USB cable into the micro-USB port on the Keyboard Case. Plug the other end of the cable into a powered USB port on a computer.

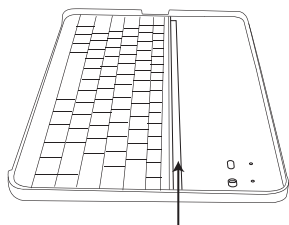
Power on the Keyboard Case and pair with iPad 2

The Keyboard Case's Bluetooth keyboard should only need to pair to your iPad 2 once as follows:

1. On the Keyboard Case, slide the power switch on. The status light illuminates for four seconds, and then it turns off.
2. On the iPad 2, select **Settings > General > Bluetooth > On**.
3. Press the Connect button to make the Keyboard Case discoverable. The status light flashes on the Keyboard Case, and the iPad 2 displays "Logitech Keyboard Case" as an available device.
4. Select "Logitech Keyboard Case" on the iPad 2. The iPad 2 will display a code.
5. Type the code using the Keyboard Case and press Enter. The Keyboard Case is now paired to the iPad 2.

Position the iPad 2 on the Keyboard Case

Place the iPad 2 (either in portrait or landscape mode) into the central groove.



Central groove

Special function keys

The Keyboard Case has special function keys to give you more control of your iPad 2.

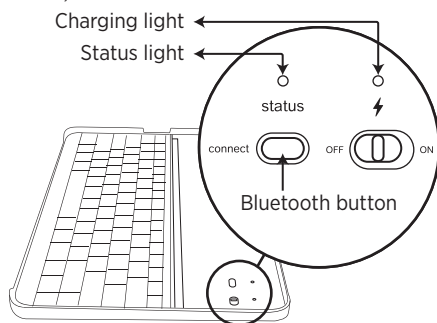
- Home** Displays the iPad 2 home screen
- Search** Displays the iPad 2 search screen
- Slide-show** Plays a slide-show of saved pictures
- Keyboard hide/show** Allows you to hide or show iPad 2 on screen keyboard
- Cut** (Command-X)
- Copy** (Command-C)
- Paste** (Command-V)
- Previous track** Skips to previous track on current playlist
- Play/Pause** Starts or stops current playlist
- Next track** Skips to the next track on the current playlist
- Mute** Mutes iPad 2 audio
- Volume down** Decreases iPad 2 volume
- Volume up** Increases iPad 2 volume
- Black screen** Makes the iPad 2 screen go dark or restores the screen when pressed again
- International Keyboard** Toggles between international keyboards

Lights and buttons

Charging light: turns on when charging and turns off when fully charged

Status light:

1. Flashes when the battery is low (there's about a 20% charge and two to four days of use remaining)
2. Flashes when pairing
3. Lights briefly when you turn on the Keyboard Case, and then it turns off



Storing the iPad 2 for travel

To store the iPad 2

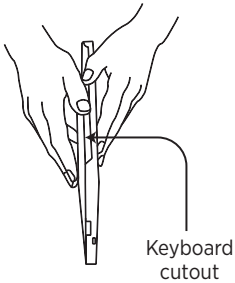
1. Line up the 30-pin port connector on the iPad 2 with the slot on the short end of the Keyboard Case.
2. Place the iPad 2, screen down, into the Keyboard Case.

To separate the iPad 2 from the Keyboard Case

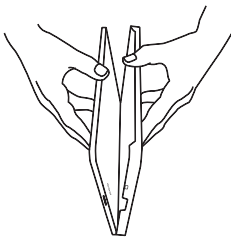
1. Place the iPad 2/Keyboard Case vertically on a non-slip surface. Refer to the drawing.



2. Place one hand on each side of the Keyboard Case, securing the Keyboard Case with one thumb and the iPad 2 with your other thumb.



3. Apply slight downward pressure to the iPad 2 and separate the Keyboard Case from the iPad 2.



Battery

The Keyboard Case uses a long-life, rechargeable battery that gives you several weeks of normal use. The Keyboard Case goes into sleep mode if it's left on and not being used. Press any key and wait a second or two to bring the Keyboard Case out of sleep mode.

The lithium-polymer battery in the Keyboard Case has no memory effect and may be charged whenever you wish.

When not in use for a prolonged period, we recommend that you turn off the keyboard to lengthen the battery life.

Special features and options

Please note that the Keyboard Case is made from aircraft aluminum with a high-grade finish similar to the finish on many popular devices.

Optional: A set of four rubber feet is included, which you can place on each corner of the Keyboard Case bottom to help prevent scratching high-grade finish of the Keyboard Case.

For unparalleled scratch protection, we recommend ZAGG's invisibleSHIELD® or ZAGGskins™.

What do you think?

Please take a minute to tell us. Thank you for purchasing our product.

www.logitech.com/ithink

Rechargeable Batteries Warning. Your device contains an internal, rechargeable battery that is non-replaceable. In general, the life expectancy of such batteries is dependent upon usage. Heavy daily use will result in shorter battery life. Casual use will extend battery life. If you suspect that the rechargeable battery inside your device may be drained (has a low charge), try charging it. If the battery does not recharge after several attempts, it may be non-operational. Should this be the case, you will need to dispose of your device in accordance with the laws and regulations in your area that specify the proper disposal of non-functioning electronic devices. If there are no such laws or regulations, please dispose of your device in a waste bin for spent electronic gear.

FCC statement

Industry Canada statement:

This device complies with RSS-210 of the Industry Canada Rules. Operation is subject to the following two conditions: (1) This device may not cause harmful interference, and (2) this device must accept any interference received, including interference that may cause undesired operation.

French translation:

Ce dispositif est conforme à la norme CNR-210 d'Industrie Canada applicable aux appareils radio exempts de licence. Son fonctionnement est sujet aux deux conditions suivantes: (1) le dispositif ne doit pas produire de brouillage préjudiciable, et (2) ce dispositif doit accepter tout brouillage reçu, y compris un brouillage susceptible de provoquer un fonctionnement indésirable.

This device complies with Part 15 of the FCC Rules. Operation is subject to the following two conditions: 1) this device may not cause harmful interference, and 2) this device must accept any interference received, including interference that may cause undesired operation.

This equipment has been tested and found to comply with the limits for a Class B digital device, pursuant to part 15 of the FCC Rules. These limits are designed to provide reasonable protection against harmful interference in a residential installation. This equipment generates, uses and can radiate radio frequency energy. And, if not installed and used in accordance with the instructions, may cause harmful interference to radio communications. However, there is no guarantee that interference will not occur in a particular installation. If this equipment does cause harmful interference to radio or television reception, which can be determined by turning the equipment off and on, the user is encouraged to try to correct the interference by one or more of the following measures:

- Reorient or relocate the receiving antenna.
- Increase the separation between the equipment and receiver.
- Connect the equipment into an outlet on a circuit different from that to which the receiver is connected.
- Consult the dealer or an experienced radio/TV technician for help.

Warning: Where shielded interface cables or accessories have been provided with the product or specified additional components or accessories elsewhere defined to be used with the installation of the product, they must be used in order to ensure compliance with FCC. Changes or modifications to product not expressly approved by Logitech, Inc could void your right to use or operate your product by the FCC.

Logitech hardware product limited warranty

Logitech warrants to the original purchaser that your Logitech hardware product shall be free from defects in material and workmanship for the period of time, identified on your product package and/or contained in the user documentation, from the date of purchase. You may also find this information by selecting your product in the Online Support section of our website at www.logitech.com/support. Except where prohibited by applicable law, this warranty is nontransferable and is limited to the original purchaser. This warranty gives you specific legal rights, and you may also have other rights that vary under local laws.

Logitech's entire liability and your exclusive remedy for any breach of warranty shall be, at Logitech's option, (1) to repair or replace the hardware, or (2) to

refund the price paid, provided that the hardware is returned to the point of purchase or such other place as Logitech may direct with a copy of the sales receipt or dated itemized receipt. Shipping and handling charges may apply, except where prohibited by applicable law. Logitech may, at its option, use new or refurbished or used parts in good working condition to repair or replace any hardware product. Any replacement hardware product will be warranted for the remainder of the original warranty period or thirty (30) days, whichever is longer or for any additional period of time that may be applicable in your jurisdiction.

This warranty does not cover problems or damage resulting from (1) accident, abuse, misapplication, or any unauthorized repair, modification or disassembly; (2) improper operation or maintenance, usage not in accordance with product instructions or connection to improper voltage supply; or (3) use of consumables, such as replacement batteries, not supplied by Logitech except where such restriction is prohibited by applicable law.

How to obtain warranty support. Before submitting a warranty claim, we recommend you visit the support section at www.logitech.com/support for technical assistance. Valid warranty claims are generally processed through the point of purchase during the first thirty (30) days after purchase; however, this period of time may vary depending on where you purchased your product—please check with Logitech or the retailer where you purchased your product for details. Warranty claims that cannot be processed through the point of purchase and any other product related questions should be addressed directly to Logitech. The addresses and customer service contact information for Logitech can be found in the documentation accompanying your product and on the web at www.logitech.com/support.

Limitation of liability. LOGITECH SHALL NOT BE LIABLE FOR ANY SPECIAL, INDIRECT, INCIDENTAL OR CONSEQUENTIAL DAMAGES WHATSOEVER, INCLUDING BUT NOT LIMITED TO LOSS OF PROFITS, REVENUE OR DATA (WHETHER DIRECT OR INDIRECT) OR COMMERCIAL LOSS FOR BREACH OF ANY EXPRESS OR IMPLIED WARRANTY ON YOUR PRODUCT EVEN IF LOGITECH HAS BEEN ADVISED OF THE POSSIBILITY OF SUCH DAMAGES.

Duration of implied warranties. EXCEPT TO THE EXTENT PROHIBITED BY APPLICABLE LAW, ANY IMPLIED WARRANTY OR CONDITION OF MERCHANTABILITY OR FITNESS FOR A PARTICULAR PURPOSE OF THIS HARDWARE PRODUCT IS LIMITED IN DURATION TO THE DURATION OF THE APPLICABLE LIMITED WARRANTY PERIOD FOR YOUR PRODUCT. Additional Rights. Some states do not allow limitations on how long an implied warranty lasts, or allow the exclusion or limitation of incidental or consequential damages, so the above limitations or exclusion may not apply to you. This warranty gives you specific legal rights, and you may also have other rights that vary from State to State or by country or other jurisdiction.

National Statutory Rights. Consumers have legal rights under applicable national legislation governing the sale of consumer goods. Such rights are not affected by the warranties in this Limited Warranty.

No Other Warranties. No Logitech dealer, agent, or employee is authorized to make any modification, extension, or addition to this warranty.

Warranty Periods. Please note that in the European Union, any warranty period less than two years shall be increased to two years.

Logitech address. Logitech, Inc. 6505 Kaiser Drive, Fremont, California 94555

Product end of life:

keyboard battery disposal

1. Insert screwdriver between plastic top and metal case at keyboard top or bottom.
2. Pry up plastic top and remove it completely. This action destroys keyboard.
3. Turn top over and remove tape from battery.
4. Separate battery from circuit board.
5. Dispose of battery according to local laws. Recycle remaining keyboard parts.

www.logitech.com/support



United States

+1 646-454-3200

© 2011 Logitech. All rights reserved. Logitech, the Logitech logo, and other Logitech marks are owned by Logitech and may be registered. All other trademarks are the property of their respective owners. Logitech assumes no responsibility for any errors that may appear in this manual. Information contained herein is subject to change without notice.

iPad is a trademark of Apple, Inc., registered in the U.S. and other countries.

620-003351.004

www.logitech.com