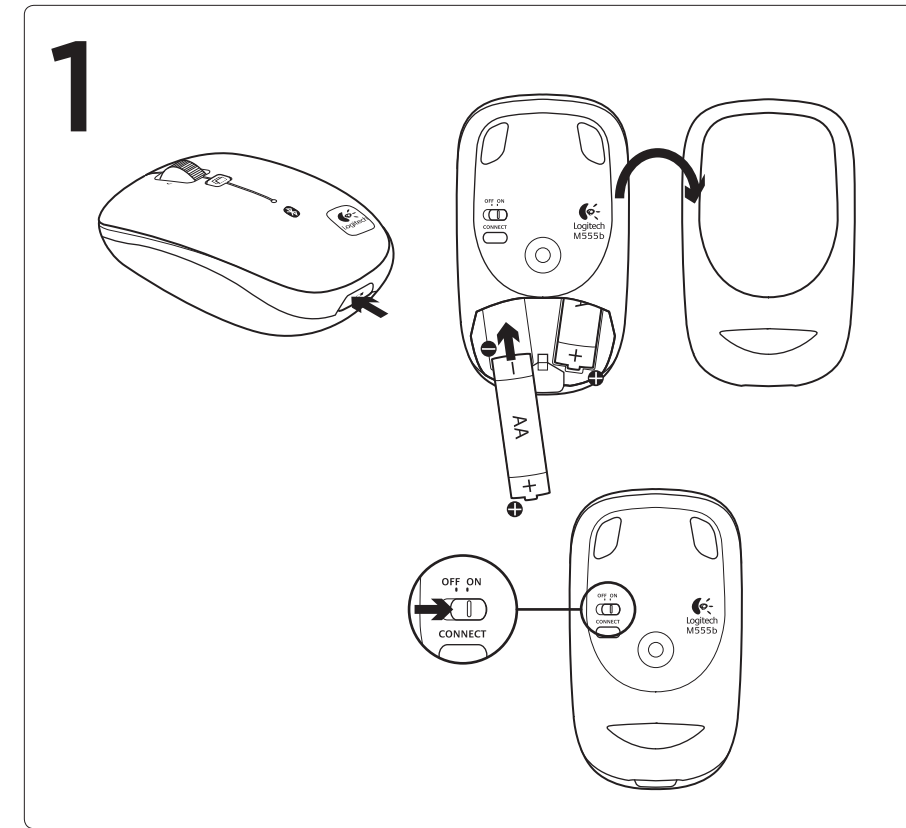




Getting started with
Logitech® Wireless Mouse M555b
for Mac®

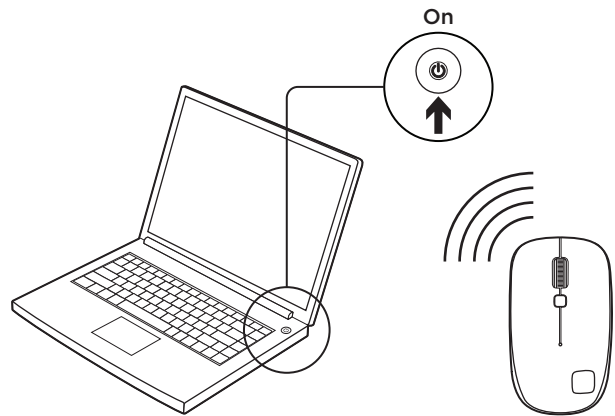


www.logitech.com

© 2011 Logitech. All rights reserved. Logitech, the Logitech logo, and other Logitech marks are owned by Logitech and may be registered. Mac and the Mac logo are trademarks of Apple Inc., registered in the U.S. and other countries. The Bluetooth® word mark and logos are owned by the Bluetooth SIG, Inc. and any use of such marks by Logitech is under license. All other trademarks are the property of their respective owners. Logitech assumes no responsibility for any errors that may appear in this manual. Information contained herein is subject to change without notice.

620-003747.002

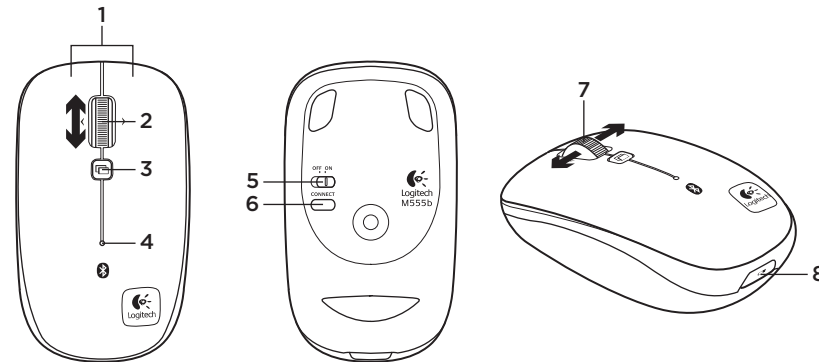
2



Connect the M555b to your Mac® using Bluetooth

1. From the Apple menu, select System Preferences
2. From the View menu, select Bluetooth
3. In Bluetooth preferences, make sure that "ON" is selected.
4. Click "Setup new device" ("+" button near the lower left corner of Bluetooth preferences)
5. Press the Bluetooth connect button on the bottom of the mouse to enter discovery mode. The blue LED on top of the mouse will blink while the mouse is in discovery mode.
6. Follow on-screen instructions.

Note: If you are prompted for a passkey, enter 0000.



Features

1. Left and right mouse buttons
2. Scroll wheel—Press and release to switch between Hyperfast and Click-to-click scrolling
3. Application Switcher—Typically opens a link in a new tab in a browser. Can vary depending upon the application. Assign other shortcuts to this button from within System Preferences.
4. Battery and Bluetooth LED—Blinks blue when pairing and red when battery power is low.
5. ON and OFF switch
6. Bluetooth connection button
7. Tilt wheel—Horizontal scrolling
8. Battery door release

Troubleshooting

Mouse not working:

1. Turn mouse ON-OFF-ON.
2. Try a different surface.
3. Check battery installation and replace if expired.
4. Verify that Bluetooth is enabled on your Mac.
5. Repeat Step 2 (Connect the M555b to your Mac using Bluetooth) to pair your Bluetooth mouse. Refer to your computer manufacturer's documentation for more information about using Bluetooth.

If you have more questions about your mouse, visit www.logitech.com/support/M555b-mac

www.logitech.com/support



United States

+1 646-454-3200

What do you think?

Please take a minute to tell us. Thank you for purchasing our product.

www.logitech.com/ithink