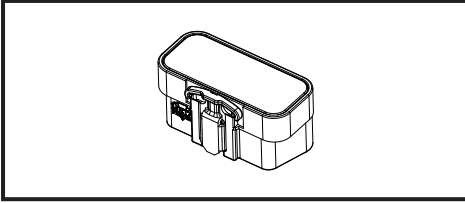


KIT COMPOSITION



TELEMATIC CONTROL UNIT

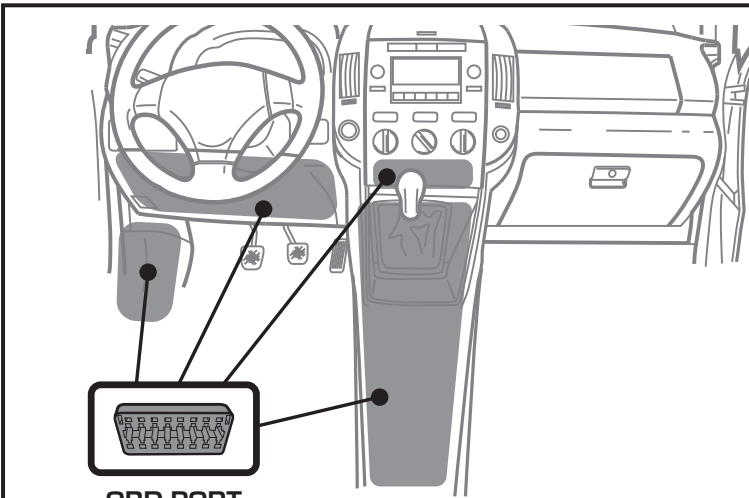
TECHNICAL SPECIFICATIONS

Power Supply:12Vdc (9V-14V)
 Working temperature:from -30°C to +80°C
 IP:40
 Application classification:passenger compartment

WARNINGS

- **ALL INSTALLATION OPERATIONS MUST BE CARRIED OUT WITH THE MOTOR OFF.**
- Before starting installation, detect the OBD port location referring to the use and maintenance manual of the vehicle.
- If the OBD connector should be used for other purpose, such as maintenance, remove T2+ and, after temporary operation, reconnect the T2+ to OBD connector.
- Strictly comply with operations indicated in this manual.
- Installation staff are not authorised to remove warranty seals and/or access the inside of the product.
- The device must be connected to OBD port on board to the vehicle, provided with protected power supply by means a 5 A fuse maximum activation current.
- **The manufacturer assumes no responsibility for damages caused to property and/or people, caused by the incorrect installation of the product.**

INSTALLATION



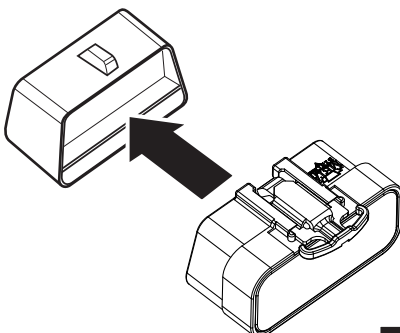
By using user manual of the vehicle find the OBD connector on your car.

Typically OBD plug can be located:

- near the breaks unit
- near the fuse box
- under the dashboard
- in the middle console

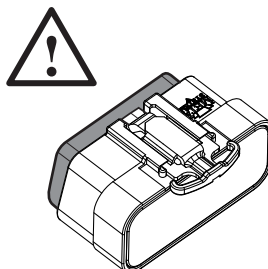
1

Plug the connector into the vehicle's OBD.



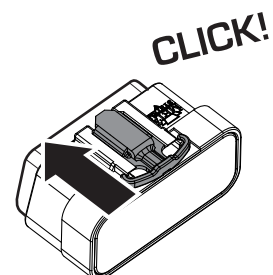
2a

Check that the device is fully connected and does not unlock.



2b

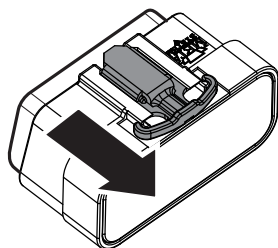
Lock the Secondary Lock to secure the device.



2c

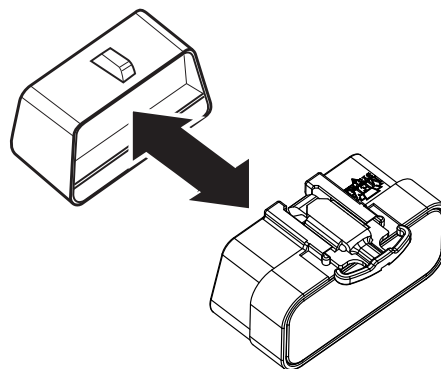
REMOVING THE PRODUCT

Unlock the Secondary Lock to release the device.



3a

Remove the device.



3b

STANDARDS APPLICABLE TO THE VEHICLE

The instructions in this manual do not refer to specific vehicle models but apply to all vehicles in general. Any information provided by Meta System regarding a type (model) of vehicle is to be considered purely indicative. Installation, positioning, product securing and electrical connections, and possibly the removal, must be carried out in a workmanlike manner on each motor vehicle. The installer is obliged to and bears responsibility for carefully verifying the individual vehicle model on which operations are carried out. Failure to comply with that stipulated above can render the warranty of the device null and void.

CE 0470 APPROVAL

Hereby, Meta System S.p.A., declares that this T.2+ is in compliance with the essential requirements and other relevant provisions of Directive R&TTE (1999/5).

The declaration of conformity may be consulted at <http://docs.metasystem.it>

FCC APPROVAL

This device complies with part 15 of the FCC Rules.

Operation is subject to the following two conditions:

1. This device may not cause harmful interference
2. This device must accept any interference received, including interference that may cause undesired operation.

Changes or modifications not expressly approved by the party responsible for compliance could void the user's authority to operate the equipment.

LEGENDA

CE : Conformity mark to European certification.

0470 : Identification number of identify body.

--- : Direct current of power supply.