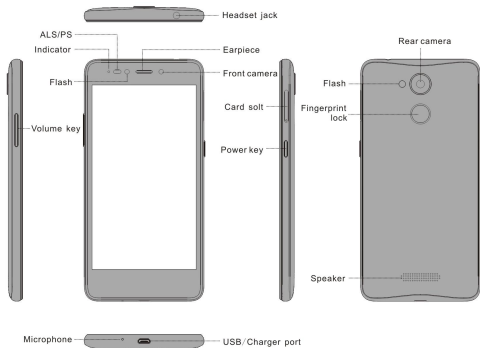


SS4453-R
Quick Start Guide

Start Here

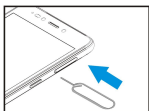
Phone overview



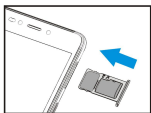
Getting started

Please make sure that the phone is powered off before proceeding.

1. Open card slot



2. Install Micro SIM & memory card



Buttons

Power key: To power off SS4453-R, press and hold power key for a few seconds, then tap the options to confirm. When SS4453-R is on, press the power key once to activate or deactivate the screen.


Home key (○): Touch the key to return to the home screen. In idle screen, touch and hold the key to open Google search.

Menu key (□): Touch the key to view recently accessed features.

Back key (◀): Touch to go back to the previous menu.

Screen

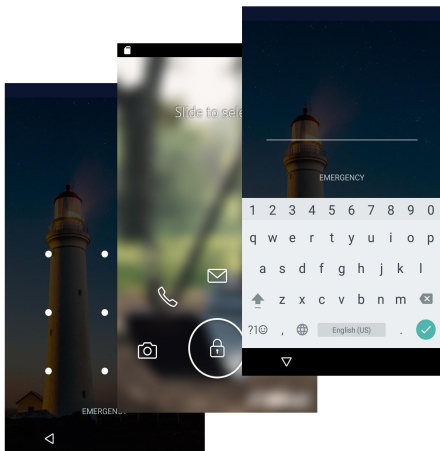
SS4453-R features a 5.0" screen with 1280*720 high resolution. Which make your phone looks fascinating.



Screen lock

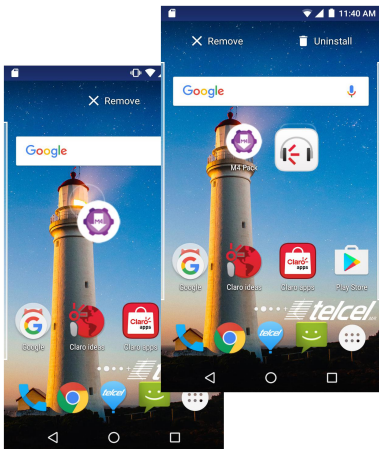
You can increase the security of your phone by selecting screen lock .Screen lock settings can be found under “Settings”>“Security”> “Screen lock”.

You can also use your fingerprint for identification.



Customize home screen

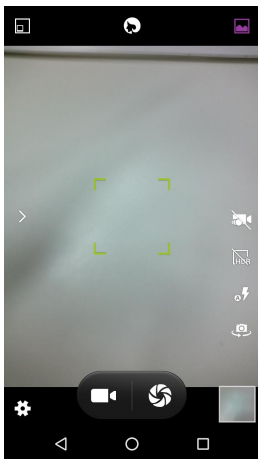
In standby mode, touch and hold an empty area to add set wallpapers. You can also remove items from the home screen, move items, add items to home screen to customize the home screen.



Camera


SS4453-R is equipped with 13MP camera and a camcorder, which are designed for you to share wonderful moments with friends and family.

Adjust focus, exposure, zoom in or zoom out, switch between cameras and switch between the functions by flipping the icon on the screen.



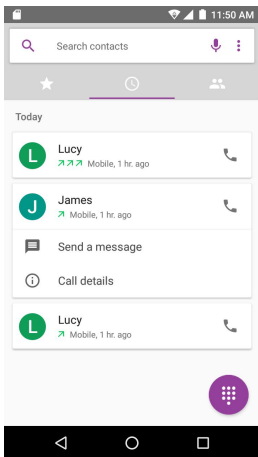
Internet

You can enjoy network by selecting 4G, WLAN, GSM. Enjoy music, videos, apps and news anywhere and anytime as you like.



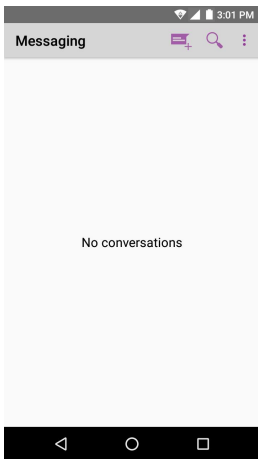
Make a call

You can make a call under the interface of Call log, contacts, favorites, message (which contains a phone number). In standby mode, press call key to make a call.



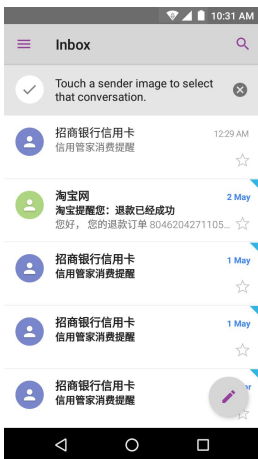
Messaging

Touch and hold the text box to select an input method. You can insert smiley, picture, audio or video files and send to multiple recipients.



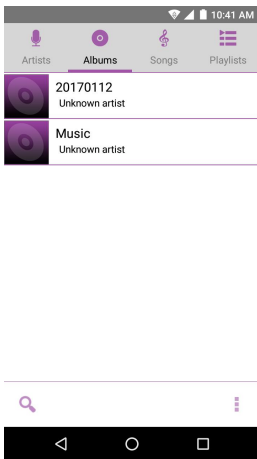
Email

The email app enables you to read, compose and send emails, and is configured to work with all the major email providers. SS4453-R supports multiple account mode, and you won't miss any email.



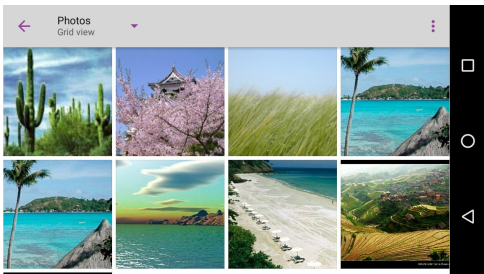
Music

SS4453-R supports various music formats, different sound effects and 4 categorizing, i.e. Artists, Albums, Songs and Playlists.



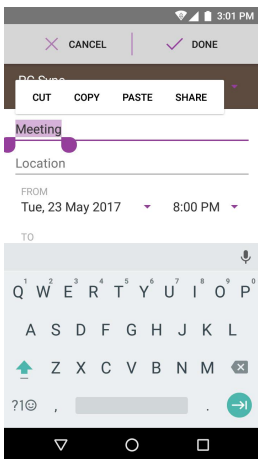
Photos

You will find it very easy to view all the photos. Flick right or left to move among images. Double-tap or pinch the photo to zoom. You can edit, share, print, and more.



Cut, copy, and paste

Touch and hold text content to bring up the magnifying glass, and then slide your finger to move the insertion points. Then tap to cut, copy, or paste. It is very easy to copy text from web pages, email, or text messages.



FCC Caution.

Labelling requirements.

This device complies with part 15 of the FCC Rules. Operation is subject to the condition that this device does not cause harmful interference.

Information to user.

Any Changes or modifications not expressly approved by the party responsible for compliance could void the user's authority to operate the equipment.

Information to the user.

Note: This equipment has been tested and found to comply with the limits for a Class B digital device, pursuant to part 15 of the FCC Rules. These limits are designed to provide reasonable protection against

harmful interference in a residential installation. This equipment generates uses and can radiate radio frequency energy and, if not installed and used in accordance with the instructions, may cause harmful interference to radio communications. However, there is no guarantee that interference will not occur in a particular installation. If this equipment does cause harmful interference to radio or television reception, which can be determined by turning the equipment off and on, the user is encouraged to try to correct the interference by one or more of the following measures:

- Reorient or relocate the receiving antenna.
- Increase the separation between the equipment and receiver.
- Connect the equipment into an outlet on a circuit different from that to which the receiver is connected.

-Consult the dealer or an experienced radio/TV technician for help.

Specific Absorption Rate (SAR) information:

This LTE Mobile Phone meets the government's requirements for exposure to radio waves. The guidelines are based on standards that were developed by independent scientific organizations through periodic and thorough evaluation of scientific studies. The standards include a substantial safety margin designed to assure the safety of all persons regardless of age or health.

FCC RF Exposure Information and Statement The SAR limit of USA (FCC) is 1.6 W/kg averaged over one gram of tissue. Device types: M4SS4453-R(FCC ID: CLN554453-R) has also been tested against this SAR

limit. The highest SAR value reported under this standard during product certification for use at the ear is 0.82W/kg and when properly worn on the body is 1.16 W/kg. This device was tested for typical body-worn operations with the back of the handset kept 10mm from the body. To maintain compliance with FCC RF exposure requirements, use accessories that maintain a 10mm separation distance between the user's body and the back of the handset. The use of belt clips, holsters and similar accessories should not contain metallic components in its assembly. The use of accessories that do not satisfy these requirements may not comply with FCC RF exposure requirements, and should be avoided.

Body-worn Operation

This device was tested for typical body-worn operations. To comply with RF exposure requirements, a minimum separation distance of 1.0 cm must be maintained between the user's body and the handset, including the antenna. Third-party belt-clips, holsters, and similar accessories used by this device should not contain any metallic components. Body-worn accessories that do not meet these requirements may not comply with RF exposure requirements and should be avoided. Use only the supplied or an approved antenna.