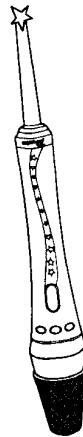


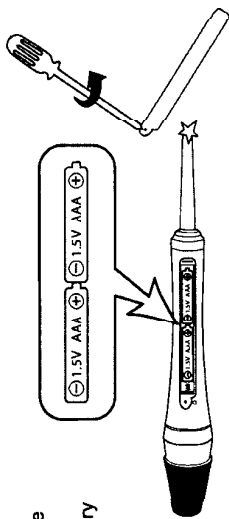


Wireless FM Microphone™
Operating Instructions
27517



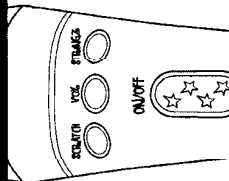
BATTERY INSTALLATION

1. Use a screw driver to open the battery door.
2. Insert 2x "AAA" into the battery compartment and close the battery door.
3. Close the battery door and replace screw.



BUTTON DESCRIPTION

1. ON/OFF switch - turn on and turn off the FM Mic.
2. Sound effect buttons- Scratch, Vox and String



SAFE BATTERY USAGE

1. Batteries should be replaced by adult.
2. Non-rechargeable batteries are not to be charged.
3. Only batteries of the same equivalent type as recommended are to be used.
4. Batteries are to be inserted with the correct polarity.
5. Rechargeable batteries are to be removed from the unit before being charged.
6. Exhausted batteries are to be removed from the unit.
7. Different types of batteries or new and used batteries are not to be mixed.
8. The supply terminals are not to be short-circuited.
9. Rechargeable batteries are only to be charged under adult supervision.
10. Do not dispose of batteries in fire, batteries may explode or leak.

OPERATION

This Lil Bratz Wireless FM Microphone is operating at 100Hz and will transmit your voice and the built in sound effect through any FM radio.

1. Turn on the Bratz wireless FM mic. The red LED at the antenna will be lit up.
2. Get your radio and select FM band of 100MHz
3. Tune your radio to 100MHz. If you find a commercial station, tune a little to either sides
4. Place this FM microphone close to the radio while tuning your radio around 100MHz. The frequencies are matched if you hear the feedback sound.
5. Now you can sing to the MIC and hear you voice through the radio.
6. You can add special effect to your singing when pressing the sound buttons

CAUTION

1. Your FM Microphone has been fully tested and adjusted prior to shipment. Do not attempt to touch any components inside.
2. After use, it is a good practice to turn off this microphone when not use.
3. If you do not plan to use for several days, remove the batteries.

FCC STATEMENT

FCC Compliance

Note: This equipment has been tested and found to comply with the limits for a Class B digital device, pursuant to Part 15 of FCC Rules. These limits are designed to provide reasonable protection against harmful interference in a residential installation. This equipment generates, uses, and can radiate radio frequency energy and if not installed and used in accordance with the instructions, may cause harmful interference to radio communications. However, there is no guarantee that interference will not occur in a particular installation. If this equipment does cause harmful interference to radio or television reception, which can be determined by turning the equipment off and on, the user is encouraged to try to correct the interference by one or more of the following measures:

- Reorient or relocate the receiving antenna
- Increase the separation between the equipment and the receiver
- Connect the equipment into an outlet on a circuit different from that to which receiver is connected
- Consult the dealer or an experienced radio TV technician for help

The device complies with Part 15 of the FCC Rules. Operation is subject to the following two conditions:

- This device may not cause harmful interference, and
- This device must accept any interference received, including interference that may cause undesired operation.

Warning: Modifications not authorized by the manufacturer may void users authority to operate this device.

TROUBLE SHOOTING

1. If the LED does not light up, replace with new batteries
2. If the transmission range is getting shorter, replace battery
3. Under the environment with electrostatic discharge, this product may malfunction and require user to reset the unit by changing the batteries

Please keep this manual. It contains important information.



TM & © 2004 MGA Entertainment, Inc.
Bratz and all related logos, names and distinctive likenesses are the exclusive property of MGA Entertainment, Inc.
All Rights Reserved.
16730 Schoenberg Street
North Hills CA 91343 USA
(800) 222-4685
www.bratzpack.com
Printed in China.

