

CAUTION:

- Do not use rechargeable batteries for the Remote Control Handset.
- Not suitable for children under 3 years.
- May contain small parts.

IMPORTANT NOTICE:

Modifications not authorized by the manufacturer may void user's authority to operate this device. Emissions or interference of surrounding electronic equipment may affect operating performance.

FCC NOTICE:

This equipment has been tested and found to comply with limits for a Class B digital device, pursuant to Part 15 of the FCC Rules. These limits are designed to provide reasonable protection against harmful interference in a residential installation. This equipment generates, uses and can radiate radio frequency energy and, if not installed and used in accordance with the instruction, may cause harmful interference to radio communications. However, this is no guarantee that interference will not occur in a particular installation. If this equipment does cause harmful interference to radio or television reception, which can be determined by turning the equipment off and on, the user is encouraged to try to correct the interference by one or more of the following measures:


- Reorient or relocate the receiving antenna.
- Increase the separation between the equipment and receiver.
- Connect the equipment into an outlet on a circuit different from that to which the receiver is connected.
- Consult the dealer or an experienced radio/TV technician for help.

PLEASE RETAIN THIS INSTRUCTION MANUAL WHICH CONTAINS IMPORTANT INFORMATION

The preferred method of contact for Customer Service is through our e-mail contact form at www.mgae.com



Spider-Man and all related characters: TM & © 2004 Marvel Characters, Inc.
Spider-Man 2, the movie: © 2004 Columbia Pictures Industries, Inc. All rights reserved.



TM & © MGA Entertainment, Inc.
16730 Schoenborn Street
North Hills, CA 91343 USA
(800) 222-4685

Printed in China



SPIDER-MAN 2™

Web Stretchin' Dragster

AGES 6+

Instruction Manual

Race against time to help Spider-Man save the city from his arch nemesis, the evil Doc Ock! Simply control where Spidey goes with full-function, six-way operational, radio control! The super-speed of this Web Stretchin' Dragster is the only thing a super-hero like Spider-Man can count on! So speed-up, stretch-out and save the day!

SPECIFICATIONS

Race the 27MHz & 49MHz Web Stretchin' Dragsters against each other for awesome, competitive racing action!

Includes: - Spider-Man 2 Web Stretchin' Dragster
- Full-Function Handset
- Instruction Manual

Requires: - 1x 6V 700mAh NiCd Battery Pack
- 4-hour Charger for 6V 700mAh NiCd Battery Pack
- 1x 9V Battery

STEP 1 : CHARGING THE BATTERY

Before you can experience all the fun and excitement of using your toy, you must charge your Battery Pack. Follow these simple instructions for your initial charge-up and all recharges thereafter.

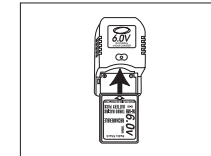


Fig. 1

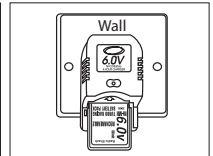


Fig. 2

1. Click the Battery Pack into the bottom of the Charging Unit with the positive (+) and negative (-) ends facing in the directions indicated. (see Fig.1)
2. Plug the Charging Unit into a standard 120V wall outlet. (see Fig.2)
3. Allow the Battery Pack to charge for 4 hours.
4. Remove the Battery Pack from the Charging Unit by pressing the battery release button and pulling. It should feel warm.

Note: Battery life varies depending on usage. An average charge should last approximately 20 minutes. The 6.0V NiCd rechargeable battery should be charged by an adult.

Important:

- After use, the Battery Pack may be hot. Allow it to cool for at least 20 minutes before recharging.
- If the Battery Pack shows signs of leakage or erosion, do not recharge; replace it immediately.
- Do not disassemble the Battery Pack.
- If the battery pack or charging unit becomes wet, dry thoroughly before recharging.
- Do not use any other rechargeable battery except for the standard 6.0V NiCd Battery Pack that was intended solely for use with the product.
- The Battery Charger used with the toy is to be regularly examined for damage to the plug, enclosure and other parts. In the event of such damage, the toy must not be used with this battery charger until the damage has been repaired.