



Item no.: 331223

Ages 4+



INTRODUCTION

Show this little girl how much you love her by hugging and feeding and caring for her and she'll get bigger, just like a real baby! She comes with clothes and accessories for when she's a baby AND for when she's a toddler.

CONTENTS

Before you begin, make sure your package contains the following:

One Love and Grow Suzie™ Doll

Baby Outfit

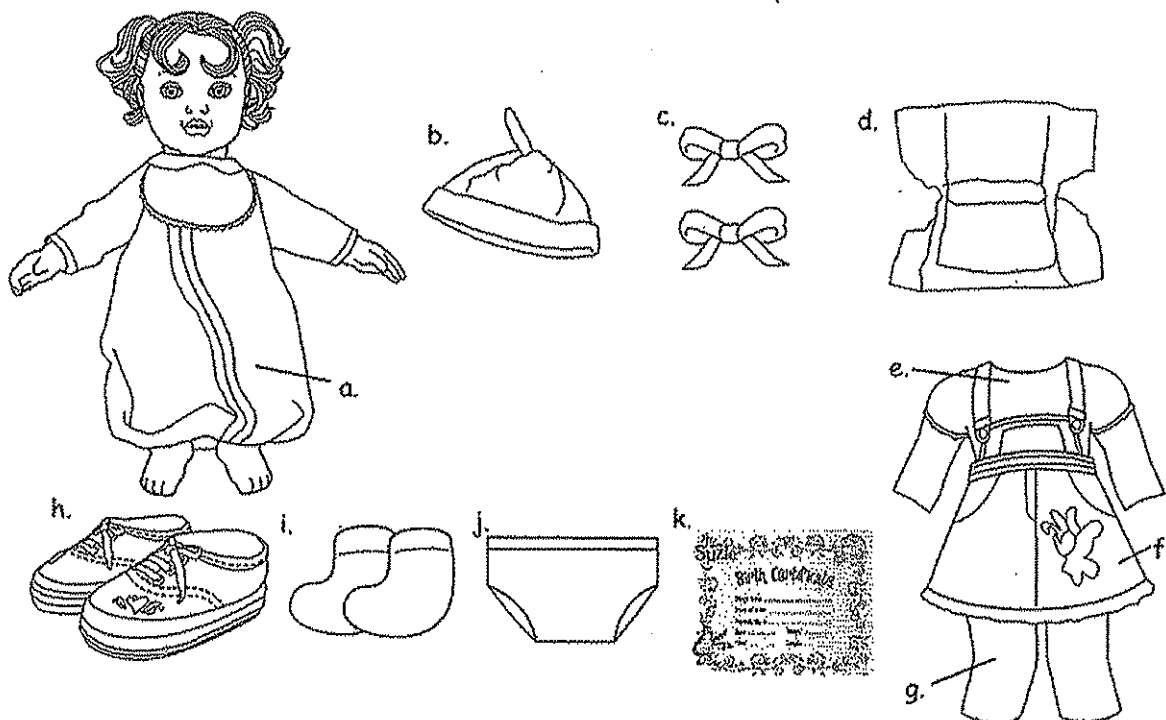
- a. 1 Nightgown
- b. 1 Baby Cap
- c. 2 Hair Ribbons
- d. 1 Diaper

Toddler Outfit

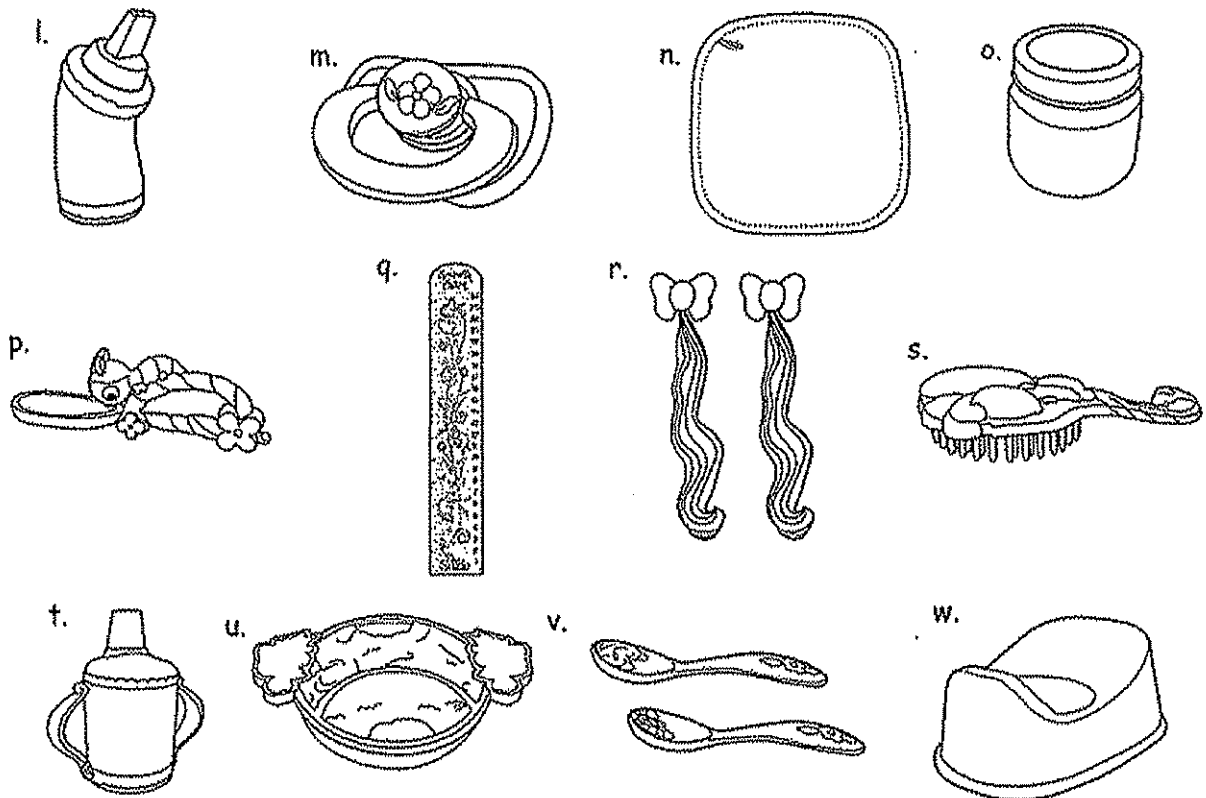
- e. 1 Tee Shirt
- f. 1 Jumper
- g. 1 pair of Leggings
- h. 1 pair of Shoes
- i. 1 pair of Socks
- j. 1 pair of Toddler Training Pants

Accessories

- k. 1 Birth Certificate
- l. 1 Baby Bottle
- m. 1 Pacifier
- n. 1 Blankie
- o. 1 Baby Food Jar
- p. 1 Baby Spoon
- q. 1 Growth Chart
- r. 2 Hair Extensions
- s. 1 Hair Brush
- t. 1 Sippy Cup
- u. 1 Toddler Bowl
- v. 2 Toddler Spoons
- w. 1 Potty Chair

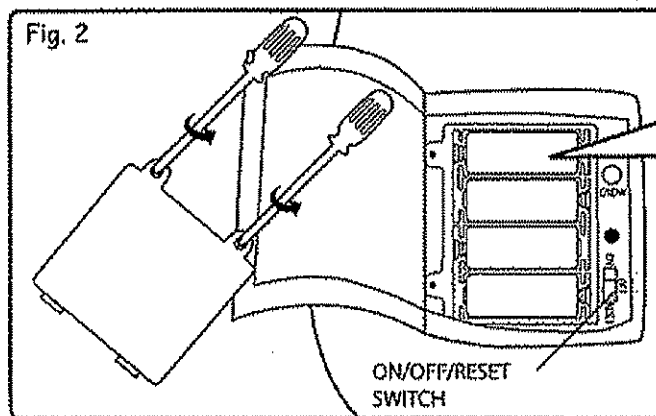



CONTENTS (con't)

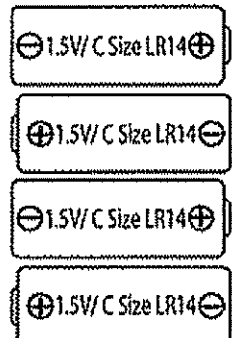


BEFORE YOU BEGIN

1. Using a Phillips screwdriver (not included), remove the screws and battery compartment cover on the back of your Love and Grow Suzie™.
2. Install four (4) "C" alkaline batteries (not included) making sure the (+) and (-) ends face the proper direction as indicated inside the battery compartment. (Figs. 1 & 2)
3. Replace the battery compartment cover and tighten the screws.
4. Turn the ON/OFF/RESET switch on the doll's back to ON.



4 x C Size Batteries



ON/OFF/RESET
SWITCH

QUICK START

Guess what I can do! I can listen, understand and answer. I can play peek-a-boo. I can sing. I can talk. I can recognize my toys...and I can GROW!! But that's not all. I know when you're tickling my foot or brushing my hair. And if you put things in my hand, I know what they are. The more you take care of me, the sooner I'll get to be a big girl! Come and play with me!

FIRST THINGS FIRST

Before we start playing, fill out my Birth Certificate so everyone will know I belong to you and you belong to me! Then, you might want to measure me with the growth chart to keep track of how big I get as you take care of me.

TAKING CARE OF ME AS A BABY

Because I'm a baby, you'll need to wake me up by hugging and I'll do lots of things. And every time you do things, like hugging me or giving me my pacifier, all your love and care will add up and...suddenly...before you know it...I'll g-r-o-w! Here are some of the many things you can do to nurture me. You'll discover even more as time goes on.

Hug me,	I like it when you call me, Suzie.	Feed me my bottle.
Give me my pacifier.		Brush my hair
		Give me my blanket
		Give me my baby spoon

I also like it when you tickle my foot, play Peek-a-boo, and change my diaper.

SOME OF THE THINGS I UNDERSTAND

When you talk to me, I will understand and respond to many of your words just as all babies and toddlers do. As a Toddler, if you say, "Suzie," I will understand and answer you. If you want me to sing, please say my name "Suzie" and then say "let's sing a song," I will hear the word "song" and sing with you. Also, if you want me to play a game, please say my name "Suzie" and then say "game." I will hear the word "game" and I will play a game with you. In song mode, you can select "ABC Song", "Itsy Bitsy Spider Song" and "Row, Row, Row Your Boat Song" to sing. In game mode you can select "Peek-a-Boo Game", "This Little Piggy Game" and "Guessing Game" to play. Here are some other words I recognize:

BABY	TODDLER
"Suzie"	"Suzie"
	"Sing a Song" or "Song" for Song mode
	"Play a Game" or "Game" for Game mode
	"Hi" or "hello" for greeting
	"I Love You" or "Love" when comforting me
	"Yes," "Okay," or "Sure" for confirmation
	"No" for negative
	To Sing A Song With Me Say...
	"ABC Song" or "Alphabet Song" for the song
	"Itsy Bitsy Spider" or "Bitsy" for the song
	"Row, Row, Row Your Boat" or "Row" for the song
	To Play A Game With Me Say...
	"Peek-a-Boo" or "Boo" for the game
	"This Little Piggy Game" or "Piggy" for the game
	"Guessing Game" or "Guess" for the game

NOTE: When you say my name, "Suzie," pause a moment before continuing to speak so I have time to realize you're talking to me. Also, when I'm speaking, wait until I finish before you talk to me or I may not hear what you are saying.

QUICK START (con't)

SOME OF THE MANY, MANY THINGS I CAN SAY

As a Baby	As a Toddler
"Mama"	"Mommy, I love you."
"Babaa" (bottle)	"Look at me! I'm a big girl now!"
Coo sounds	"This outfit is too small, Mommie."
Yawn sound or sleepy babble	"I'm sleepy," or "Night night."

GAMES I CAN PLAY

- As a Baby I can play Peek-a-boo. As a Toddler, I can play Peek-a-boo AND This Little Piggie. As a Toddler, I can also guess what's in my left hand. I'll play with you anytime!
- When playing Peek-a-boo, you must cover my eyes completely before we start to play.
- As a Toddler, when I'm guessing what's in my hand, I can ONLY recognize my baby spoon, my bottle, my pacifier, my blanket, my sippy cup and my toddler spoons. Remember to place the "heart" sticker on these items directly into the palm of my hand when we play.

SONGS I CAN SING

- As a toddler I can sing the ABC song, Itsy Bitsy Spider, and Row Your Boat. Sing along with me! If you want me to stop singing, tickle my foot five times in a row or press my right hand once!

TAKING CARE OF ME AS A TODDLER


- When I get to be a "big girl" I won't make baby sounds anymore...I'll be even smarter and I'll really talk to you. I'll let you know I'm too big for a bottle and want to drink from my sippy cup. I'll play more grown-up games with you and...you can even teach me to use the potty!

Hug me.	Tickle my foot.	Feed me grown-up food.
Play peek-a-boo.	Brush my hair.	Take me to the potty.

NOTE: When feeding me, I can tell the difference between baby food, spaghetti and green peas.

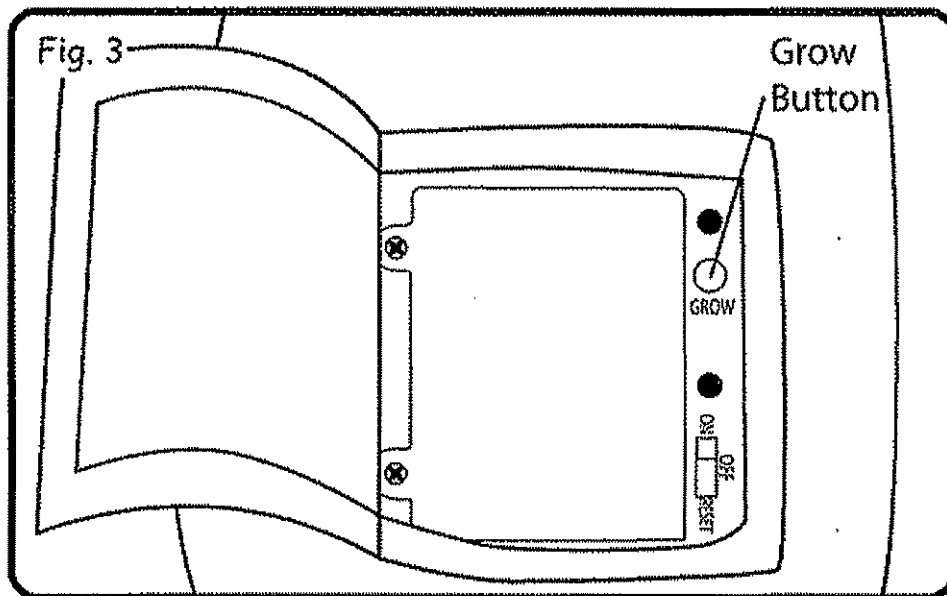
QUICK START (con't)

HERE'S WHERE I CAN FEEL THINGS



NOTES AND REMINDERS

- Answer me after I finish speaking so I don't get confused.
- If I don't answer you or if I don't do what you want or if I don't understand, press my right hand a bunch of times and I'll get back on track.
- I have a grow button on my back to make me grow right away or return to a baby. (Fig. 3)
- When we play the "guessing game," make sure you place the item you wish me to guess in my left hand with the heart shape facing my palm.



HELPFUL HINTS

- For best results play with Love and Grow Suzie™ in a quiet room with little background noise.
- For best Love and Grow Suzie™ performance, speak loudly and clearly directly toward her face so she will hear and understand.
- Talk in a normal tone of voice as you would talk to a friend and pronounce each word clearly.
- If mouth or eye motion becomes slow and voice becomes weak and/or low, replace the batteries with fresh alkaline batteries.
- If you do not plan to play with your Love and Grow Suzie™ for a long period of time, be sure to turn her ON/OFF/RESET switch to OFF to save battery power.
- If Love and Grow Suzie™ begins to function improperly, switch the ON/OFF/RESET switch to the "RESET" position, wait a moment, then switch it back to the "ON" position.
- If Suzie has fallen lightly asleep (you can still hear her breathing), press her right hand to wake her up.
- If Suzie has fallen totally asleep (makes no sound) or if she hasn't been played with for awhile, squeeze her tummy or hug her to wake her up.

SAFE BATTERY USAGE

1. Non-rechargeable batteries are not to be recharged;
2. Rechargeable batteries are to be removed from the toy before being charged;
3. Rechargeable batteries are only to be charged under adult supervision;
4. Different types of batteries or new and used batteries are not to be mixed;
5. Only batteries of the same or equivalent type as recommended are to be used;
6. Batteries are to be inserted with the correct polarity;
7. Exhausted batteries are to be removed from the toy;
8. The supply terminals are not to be short-circuited;
9. Do not dispose of the batteries in fire, batteries may leak or explode;
10. Batteries should be replaced by adult;
11. Use alkaline batteries for better performance.

FCC STATEMENT

This device complies with Part 15 of the FCC Rules. Operation is subject to the following two conditions: (1) this device may not cause harmful interference, and (2) this device must accept any interference received, including interference that may cause undesired operation.

This equipment has been tested and found to comply with the limits for a Class B digital device, pursuant to Part 15 of the FCC Rules. These limits are designed to provide reasonable protection against harmful interference in a residential installation. This equipment generates, uses and can radiate radio frequency energy and, if not installed and used in accordance with the instructions, may cause harmful interference to radio communications. However, there is no guarantee that interference will not occur in a particular installation. If this equipment does cause harmful interference to radio or television reception, which can be determined by turning the equipment off and on, the user is encouraged to try to correct the interference by one or more of the following measures:

- Reorient or relocate the receiving antenna.
- Increase the separation between the equipment and receiver.
- Connect the equipment into an outlet on a circuit different from that to which the receiver is connected.
- Consult the dealer or an experienced radio/TV technician for help.

Warning: Changes or modifications not expressly approved by party responsible for compliance could void the user's authority to operate the equipment.

CLEANING INSTRUCTIONS

To clean your Love and Grow Suzie™, brush it with a cloth or soft brush to loosen any dirt. Then use a lightly damp cloth to remove any stains.

- DO NOT PUT YOUR LOVE AND GROW SUZIE™, DIAPER OR BLANKIE IN THE WASHING MACHINE.
- DO NOT USE DETERGENT OR STAIN REMOVERS ON YOUR LOVE AND GROW SUZIE™, DIAPER OR BLANKIE.
- DO NOT SUBMERGE YOUR LOVE AND GROW SUZIE™, DIAPER, SPOON, PACIFIER, BABY BOTTLE, SIPPY CUP, BRUSH OR POTTY CHAIR OR BLANKIE IN WATER.
- DO NOT EXPOSE YOUR LOVE AND GROW SUZIE™ TO MOISTURE OF ANY KIND EXCEPT A DAMP CLOTH FOR CLEANING THE OUTER COVERING.
- WIPE DIRT OFF IMMEDIATELY TO PREVENT STAINS.
- IF YOUR LOVE AND GROW SUZIE™ ACCIDENTALLY GETS WET, REMOVE THE BATTERIES IMMEDIATELY AND LET THE LOVE AND GROW SUZIE™ AIR DRY. DO NOT REINSTALL BATTERIES UNTIL LOVE AND GROW SUZIE™ IS COMPLETELY DRY.
- DO NOT PUT YOUR LOVE AND GROW SUZIE™ INTO THE DRYER OR SUBJECT HER TO HEAT OF ANY KIND.
- DO NOT USE ANY FORM OF ALCOHOL TO CLEAN ANY PART OF THE DOLL, ESPECIALLY THE DOLL'S FACE.

Please keep this manual as it contains important information.



0606-0

TM and ©MGA Entertainment, Inc.
LOVE AND GROW SUZIE™, and all related
logos, names, characters, distinctive
likenesses and slogans, as well as the
packaging and images appearing thereon, are
the exclusive property of MGA.
16300 Roscoe Blvd,
Van Nuys, CA 91406 USA
(800) 222-4685
Printed in China

The preferred method of contact for
Customer Service is through our e-mail
contact form at www.mgae.com.

