

说明书

USER MANUAL

1. 蓝牙控制器介绍

BT Controller Introduction



① 确定按钮 The OK Button

② 切换按钮 The Convert Button

五种模式：Five Modes

- ✓ 后置拍照 Take Photos with Back Camera
- ✓ 前置拍照 Take Photos with Front Camera
- ✓ 前置摄像 Video by Front Camera
- ✓ 后置摄像 Video by Back Camera
- ✓ 警报界面 Warning Interface

③ 电源按钮 The Power Button

④ 电池盖 The Battery Cover

⑤ 指示灯 The Indicator Light

使用说明：Instructions

1. 安装 APP：打开手机-搜索-下载-安装 Camera Blue 软件



注意：iPhone: 前往手机应用商城里面下载“Camera Blue”

Android: 前往 Google play 里面下载“Camera Blue”

1.Install Application: Turn on your phone-Search-Download-Install “Camera Blue”



Note:

iPhone: Download “Camera Blue” in APP Store.


Android: Download “Camera Blue” in Google play.


Download Software:


软件下载方式




2. 连接: 1) 打开手机蓝牙, 打开蓝牙控制器开关 (按一下蓝灯闪烁)
2) 打开“camera blue”APP, 等待自动连接, 处于连接时: 手机页面出现“connecting”
处于配对状态, ‘connecting’ 消失, 指示灯变成蓝灯常亮, 配对成功
- 2.Pair: 1) Turn on cellphone BT and the power of bluetooth controller (press the power button
once, blue indicator light flashes)
2) Open Application “Camera Blue”, wait for connecting automatically:
Connecting: The screen of your phone shows “connecting” .
Pairing: The word “connecting” disappeared, and blue indicator light stays on.

3.切换按钮: 选择你想要的模式, 按  确定

3.The Convert Button: Choose the mode you want, then press the OK button to confirm. 

4.返回: 切换按钮 

4.Back: Press the convert button to back. 

防水袋使用方式:

Waterproof Case Operation:

- 1.Release the snap closure after safety test
- 2.Open the case gently
- 3.Put your phone into it softly
- 4.Close the seal smoothly and completely

FCC Warning

This device complies with Part 15 of the FCC Rules. Operation is subject to the following

two conditions:

(1) This device may not cause harmful interference, and (2) this device must accept any interference received, including interference that may cause undesired operation.

NOTE: Any changes or modifications to this unit not expressly approved by the party responsible for compliance could void the user's authority to operate the equipment.