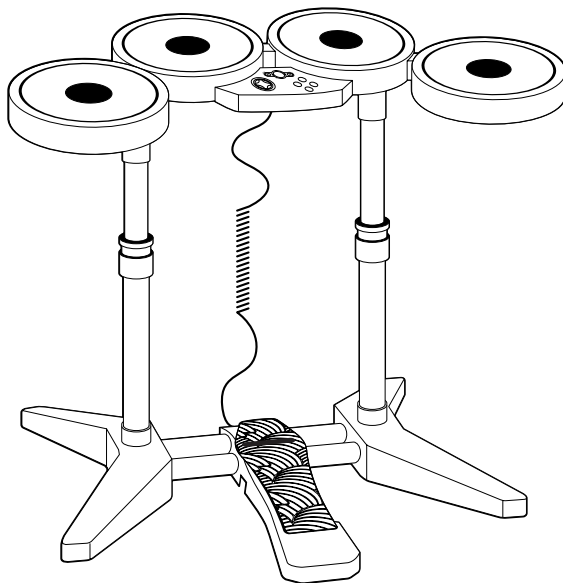


ROCKBAND 4™



**WIRELESS
SANS FIL**

DRUM KIT

FOR | POUR | PARA PlayStation®4

FR

Il existe d'importantes consignes de sécurité et des avertissements relatifs à ce produit ainsi que, selon le cas, des informations sur le système de déblocage et/ou sur le positionnement des piles à lire impérativement avant d'utiliser le produit. Vous trouverez le texte complet de ces avertissements dans votre langue sur le site : **www.madcatz.com**

ES

Se incluyen instrucciones y precauciones importantes referentes a la seguridad de este producto así como, si procede, al conector de la desconexión de seguridad o a la manera de desechar las pilas que deberías leer antes de usar este producto. Para ver el texto completo de estas precauciones en tu idioma, visita la página web **www.madcatz.com**



ENGLISH Rock Band 4 Wireless Drum Kit for PlayStation 4

Thank you for purchasing the Mad Catz Rock Band 4 Wireless Drum Kit for use with the PlayStation 4 System.

BOX CONTENTS

Four-pad Drum Top (1X)

Drum Kick Pedal (1X)

AA Battery (2X)

Drum Stick (2X)

Vertical Pole (2X)

Drum Foot (2X)

Horizontal Foot Pole (2X)

IMPORTANT

Before using Rock Band 4 (the "software") or the drum, guitar and/or microphone intended for use with the software (each, a "controller") with the PlayStation 4 System, please read the PlayStation 4 System instruction manual for safety, health, and all other information and instructions regarding the proper use of the PlayStation 4 System. For ease of reference, the term "game" shall refer collectively to the software and any and all controllers.

All questions regarding the PlayStation 4 System should be directed to the manufacturer.

CAUTION: Please comply with ALL safety warnings and instructions. Any changes or modifications to the game or PlayStation 4 Console that are not expressly approved by Mad Catz, Harmonix Music Systems, Inc. or the applicable PlayStation 4 System manufacturer could void the user's authority to use and operate the game and will void all game and hardware warranties. Neither Mad Catz nor Harmonix Music Systems, Inc. or their respective affiliates and licensors/licensees will be liable for any injuries or damage resulting from the improper or unauthorized use of this game.

WARNING: NO CHILD UNDER 36 MONTHS OF AGE SHOULD USE OR PLAY WITH THE GAME. Controllers should be kept out of reach of young children at all times. Controllers are suitable and intended only for use by adults and, if they are under strict adult supervision, for children who are at least 12 years of age.

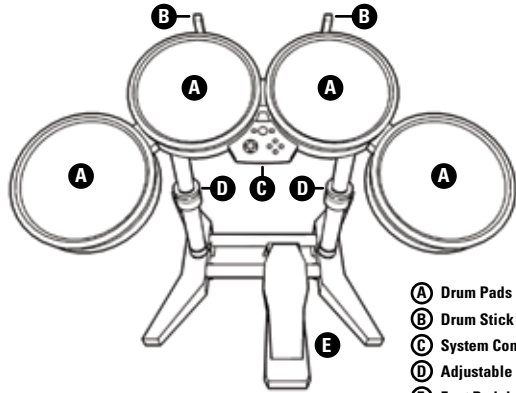
CAUTION: Please make sure players using this Rock Band Controller have enough space to avoid others being hit with the Controller or by other players. This Rock Band Controller must be used with care to avoid injury. Neither Mad Catz nor Harmonix Music Systems, Inc. or their respective affiliates and licensors/licensees will be held liable for injuries resulting from improper use of this Rock Band Controller.

Important Information about Safety and the Proper Care and Operations of Controllers:

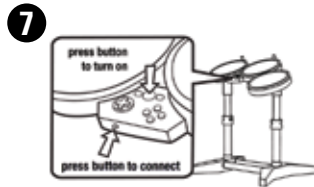
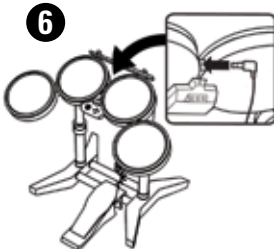
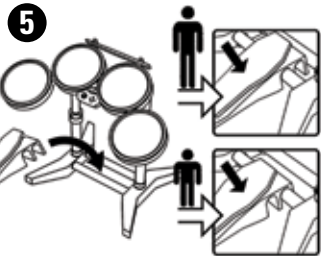
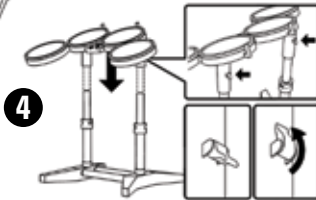
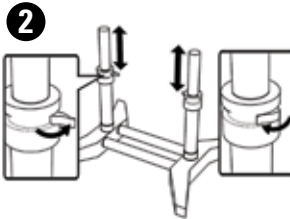
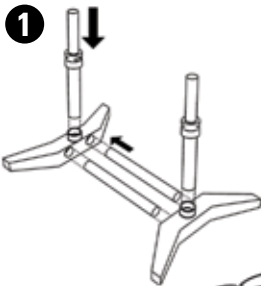
- Do not modify, disassemble or attempt to open any controller.
- Do not expose any controller to extreme conditions, including direct sunlight or excessive humidity.
- Do not expose any controller to liquids.
- If cleaning is necessary, use a dry cloth to clean the affected area. Never use chemicals.
- If a controller causes interference to radio or television reception, (you can determine this by turning the controller off and on), the user is encouraged to try to correct the interference by one or more of the following measures:

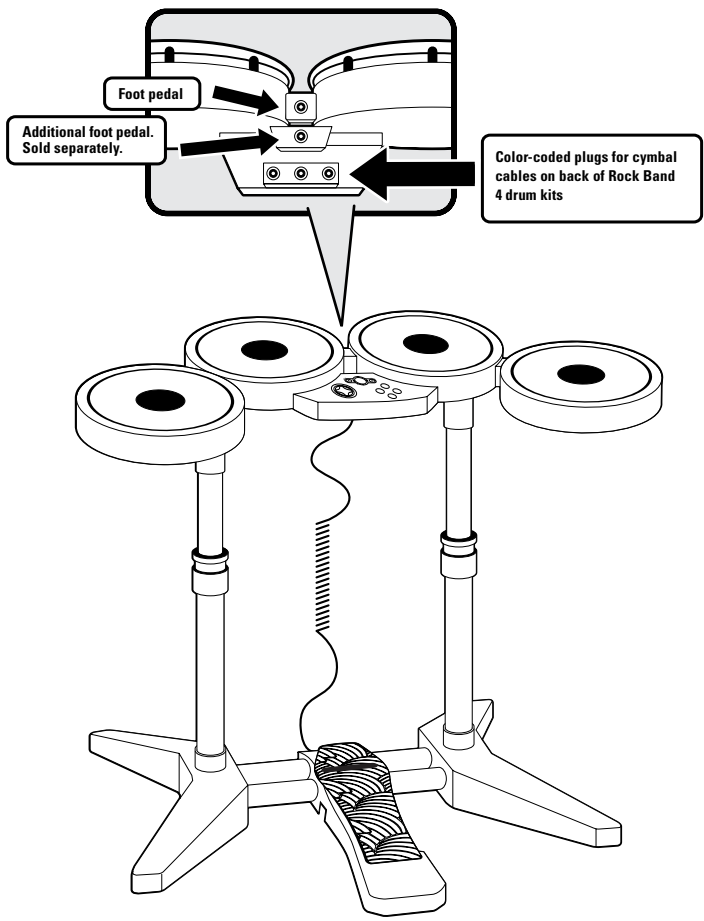
- (1) reorient or relocate the controller's receiving antenna, if applicable; and/or
- (2) increase the separation between the controller and the game console.

ROCKBAND 4



- Ⓐ Drum Pads
- Ⓑ Drum Stick Holder
- Ⓒ System Controller
- Ⓓ Adjustable Clamp
- Ⓔ Foot Pedal





FIRST-TIME CONNECTION TO YOUR PLAYSTATION 4 SYSTEM

On your PlayStation 4 system, navigate to the following screens in order:

Settings>Devices>Bluetooth Devices

Power on your controller. The LED above the PS button should be flashing alternately red and blue (if it is not then press and hold the sync button on your controller for three (3) seconds until the LED does flash red and blue)

Your controller should appear onscreen after a few seconds – select it using your DualShock®4 Wireless Controller and then select Connect onscreen

Your controller should now be connected (the LED should be lit solid blue) and will function on your Playstation 4 system

FAQ

QUESTIONS? Visit <http://rockband4support.madcatz.com> for help

For service under the warranty, **DO NOT** return the game or any portion of the game (including Wireless Drum Kit) to any retail store, even if that is where you originally purchased it. Retailers are **NOT** part of our authorized warranty support program. In the unlikely event you encounter a problem with any part of the game, please visit www.madcatz.com. This website contains detailed instructions on how to take advantage of our warranty support program.

90-DAY LIMITED WARRANTY (NORTH AMERICA ONLY)

Mad Catz warrants this product to be free from defects in materials and workmanship for the warranty period. This non-transferable, ninety (90) day limited warranty is only to you, the first end-user purchaser. If a defect covered by this warranty occurs AND you have registered your product with Mad Catz AND you provide proof of purchase, Mad Catz, at its option, will repair or replace the product at no charge.

The Mad Catz ninety (90) day limited warranty is available to North American customers. Your sole and exclusive remedy is repair or replacement of your Mad Catz product. In no event shall Mad Catz liability exceed the original purchase price of the product. This warranty does not apply to: (a) normal wear and tear or abusive use; (b) industrial, professional or commercial use; (c) if the product has been tampered with or modified.

To receive warranty service, you must:

Obtain a Return Authorization Number from Mad Catz Technical Support via ONE of the following methods:

- Submit a Ticket at <http://support.madcatz.com>
- Call the Mad Catz Tech Support Center nearest you:

North America: 1-800-659-2287 (USA and Canada)

Once you have your unique Return Authorization Number, do the following:

- Ship the product to Mad Catz at your expense for service.
- Enclose a copy of the original sales receipt showing a purchase date.
- Enclose a full return address with daytime and evening phone numbers.

Technical Support

Online Support: <http://support.madcatz.com>

North American telephone, available Monday through Friday (excluding holidays): 1-800-659-2287 (USA and Canada).

You understand that your rights as a consumer may vary depending on where you reside and the local laws and regulations that apply, and that some or all of your rights may be different or some rights or portions of the warranty may not apply to you. If you are unsure or have any questions about your rights, you should consult your own advisors or local consumer groups to determine the laws and regulations that may apply to you.

DISCLAIMER OF OTHER WARRANTIES/REMEDIES:

If the game or any part thereof are damaged through modification, abuse, improper use, mistreatment, neglect or accident, any applicable warranty is rendered null and void and you will need to follow the instructions that apply for returns after the warranty period.

EXCEPT FOR THE EXPRESS LIMITED WARRANTIES SET FORTH ABOVE AND/OR TO THE EXTENT ANY PARTICULAR WARRANTIES OR RIGHTS MAY NOT BE DISCLAIMED OR LIMITED DUE TO THE LAWS AND REGULATIONS WHERE YOU RESIDE, MAD CATZ AND ITS LICENSORS HEREBY DISCLAIM ALL WARRANTIES, WHETHER ORAL OR WRITTEN, EXPRESS OR IMPLIED, INCLUDING ANY WARRANTY OF MERCHANTABILITY OR FITNESS FOR A PARTICULAR PURPOSE. NO OTHER REPRESENTATION OR WARRANTY OF ANY NATURE OR KIND SHALL APPLY OR SHALL BE BINDING UPON OR OBLIGATE MAD CATZ OR ITS LICENSORS.

WARRANTIES STATED HEREIN ARE OFFERED ONLY BY MAD CATZ, AND NOT HARMONIX MUSIC SYSTEMS, INC. OR ANY OF ITS AFFILIATES AND LICENSORS/LICENSEES.

If any warranties herein are incapable of being disclaimed because of the particular laws that apply to you, then such warranties applicable to this game are limited to the warranty period described above that applies to you. In no event will Mad Catz, Harmonix Music Systems, Inc. or their respective affiliates and licensors/licensees be liable for any special, incidental, indirect or consequential damages resulting from possession, use or malfunction of the game, including, without limitation, any controller, software or other part of the game, including damage to property, and to the extent permitted by law, damages for personal injury, even if foreseeable or if Mad Catz, Harmonix Music Systems, Inc. or their respective affiliates and licensors/licensees have been advised of the possibility of such damages.

SOME JURISDICTIONS DO NOT ALLOW CERTAIN LIMITATIONS OF EXCLUSIONS, SO THE ABOVE LIMITATIONS AND/OR EXCLUSIONS MAY NOT APPLY TO YOU. IN EACH AND EVERY JURISDICTION, MAD CATZ, HARMONIX MUSIC SYSTEMS, INC. OR THEIR RESPECTIVE AFFILIATES AND LICENSORS/LICENSEES' LIABILITY SHALL BE LIMITED AND THE EXCLUSIONS SHALL BE CONSTRUED TO APPLY TO THE FULLEST EXTENT PERMITTED BY LAW.

IMPORTANT BATTERY INFORMATION FOR WIRELESS CONTROLLERS:

- Use only fresh AA standard alkaline batteries.
- Replace all used batteries at the same time and with the same type of batteries.
- Be sure to replace the batteries correctly by matching the + and – as shown in the instruction manual and the controller's battery compartment. Never insert batteries backwards.
- If you know that you will not be using the controller for an extended period of time, we recommend that you remove the batteries.

- Do not mix old and new or different types of batteries.
- Remove exhausted batteries from the controller.
- Supply terminals are not to be short circuited.

STORE AND DISPOSE OF BATTERIES AND ELECTRICAL/ELECTRONIC MATERIALS PROPERLY:

- Batteries may explode or leak or cause burn injury if recharged, disposed of in fire, mixed with a different battery type, inserted backwards or disassembled.
- Never store, put or throw batteries into a flame or in a heated place.
- Do not carry batteries in your pocket or purse.
- Do not remove the battery label.
- Check your local laws, contact the proper government authorities or look under the Government listings of your local area directory to see if there are any special battery disposal instructions or requirements that apply where you live. For rechargeable or other types of batteries, the manufacturer should provide proper disposal instructions and you should always read and follow the manufacturer's directions to avoid injury and damage and to comply with the laws and regulations protecting health, safety and the environment.
- There have been some studies which are considered by some to raise questions about the potential health effects of electrical and electronic equipment and some of the hazardous substances they may contain. Always consult your own health care professionals who can advise you regarding your own health care needs in relation to use of the controller, batteries or other parts of the game.
- Consumers have a role to play in recycling. The waste bin symbol with a strike mark through it indicates you should not dispose of waste electrical/electronic equipment, including batteries, as municipal or routine waste. Handle their disposal or recycling separately and properly.
- If you are not sure how to properly dispose of or recycle any of these items, you may contact your local government officials for information in your area.

⚠ CAUTIONS ⚠

- Use this unit only as intended.
- To prevent fire or shock hazard, do not expose this unit to rain or moisture. Do not use within 30' of any water such as swimming pools, bathtubs, or sinks.
- To avoid electrical shock, do not disassemble. Refer servicing to qualified personnel only.
- Never insert objects of any kind, other than authorized items, into the product as they may touch dangerous voltage points or short out parts that could result in fire or electrical shock.
- Stop using this unit immediately if you begin to feel tired or if you experience discomfort or pain in your hands and/or arms while operating the unit. If the condition persists, consult a doctor.
- Do not attempt to operate the unit in any way except with your hands. Do not bring the unit in contact with your head, face, or near the bones of any other part of your body.
- Avoid prolonged use of this unit. Take breaks every 30 minutes.
- Route all cords so that they are not likely to be walked on or tripped over. Make sure that cords are not placed in a position or areas where they may become pinched or damaged.
- Do not wrap cords around any part of anyone's body.
- Do not allow children to play with cords.
- Misuse of batteries within this unit may cause batteries to leak and/or explode and lead to personal injury.
- This product contains small parts that may cause choking if swallowed. Not intended for use by children under 3 years of age.

SEIZURES

Some individuals may have seizures or black outs triggered by the flashing lights on television or in video games, even if they have never before had a seizure. Anyone who has had a seizure, loss of awareness, or other symptom linked to an epileptic condition should consult a doctor before playing a video game. Parents should be aware when their children play video games and observe them regularly. Stop playing and consult a doctor if you or your child have any of the following symptoms:

Convulsions
Loss of Awareness
Involuntary Movements
Eye or Muscle Twitching
Altered Vision
Disorientation

WHEN PLAYING VIDEO GAMES:

1. Sit or stand as far from the screen as possible.
2. Play video games on the smallest available screen.
3. Do not play if you are tired or need rest.
4. Play in a well-lighted room.
5. Take a 15-minute break every hour.

REPETITIVE MOTION INJURIES

Playing video games (and the repetitive motion involved) can make your muscles, joints or skin hurt. Playing video games in moderation can help avoid such damage. Also:

- Take a 10- to 15-minute break every hour, even if you don't think you need it.
- If your hands, wrists or arms begin to hurt or feel sore or tired, stop playing and rest them for several hours before playing again.
- If pain and soreness continues, stop playing and consult a doctor.

UNITED STATES AND CANADA:

FCC & IC WARNING

This device complies with part 15 of the FCC Rules and Industry Canada license-exempt RSS standard (s). Operation is subject to the following two conditions: (1) This device may not cause harmful interference, and (2) this device must accept any interference received, including interference that may cause undesired operation. Any changes or modifications not expressly approved by the party responsible for compliance could void the user's authority to operate the equipment.

FCC RADIATION EXPOSURE STATEMENT:

This equipment complies with FCC radiation exposure limits set forth for an uncontrolled environment. This transmitter must not be co-located or operating in conjunction with any other antenna or transmitter.

IC RF EXPOSURE STATEMENT:

The device meets the exemption from the routine evaluation limits in section 2.5 of RSS 210 and compliance with RSS-210 RF exposure, users can obtain Canadian information on RF exposure and compliance.

Under Industry Canada regulations, this radio transmitter may only operate using an antenna of a type and maximum (or lesser) gain approved for the transmitter by Industry Canada. To reduce potential radio interference to other users, the antenna type and its gain should be so chosen that, the equivalent isotropically radiated power (e.i.r.p.) is not more than that necessary for successful communication.

This device complies with Industry Canada licence-exempt RSS standard(s). Operation is subject to the following two conditions: (1) this device may not cause interference, and (2) this device must accept any interference, including interference that may cause undesired operation of the device

Le présent appareil est conforme aux CNR d'Industrie Canada applicables aux appareils radio exempts de licence. L'exploitation est autorisée aux deux conditions suivantes : (1) l'appareil ne doit pas produire de brouillage, et (2) l'utilisateur de l'appareil doit accepter tout brouillage radioélectrique subi, même si le brouillage est susceptible d'en compromettre le fonctionnement.

©2015 Harmonix Music Systems, Inc. All rights reserved. Rock Band, Harmonix and all related titles and logos are trademarks of Harmonix Music Systems, Inc. Mad Catz and the Mad Catz logo are trademarks or registered trademarks of Mad Catz Interactive, Inc., its affiliates and subsidiary companies. All rights reserved. 10680 Treena Street, Suite 500, San Diego, CA 92131 U.S.A. Manufactured & distributed under license by Sony Computer Entertainment America LLC. "PlayStation", and the "PS" Family logo are registered trademarks and "PS4" is a trademark of Sony Computer Entertainment Inc. All other product names and images are trademarks or registered trademarks of their respective owners. Made in China. All rights reserved. Product features, appearance and specifications may be subject to change without notice. Please retain this information for future reference.

www.rockband.com

Mad Catz is a publicly traded company on the TSX/NYSE MKT, symbol MCZ.

Controllers designed by:

Harmonix Music Systems Inc.
625 Massachusetts Avenue
Cambridge, MA 02139
United States of America

Controllers manufactured by:

Mad Catz, Inc.
10680 Treena Street, Suite 500,
San Diego, CA 92131
United States of America



Product No. 91262 03/15