


ROCKBAND™ 3



WIRELESS
GUITAR CONTROLLER

SANS FIL
CONTRÔLEUR DE GUITARE

Fender™ **STRATOCASTER**™
FOR|POUR|PARA **Xbox 360**®

- DE** Es gibt wichtige Hinweise zur Sicherheit und Handhabung dieses Produkts sowie, sofern zutreffend, Sicherheitsinformationen zum Stolperschutz und/oder zur Entsorgung von Batterien, die du vor dem Gebrauch dieses Produkts lesen solltest. Die gesamten Hinweise in deiner Sprache findest du unter **www.madcatz.com**
- FR** Il existe d'importantes consignes de sécurité et des avertissements relatifs à ce produit ainsi que, selon le cas, des informations sur le système de déblocage et/ou sur le positionnement des piles à lire impérativement avant d'utiliser le produit. Vous trouverez le texte complet de ces avertissements dans votre langue sur le site : **www.madcatz.com**
- IT** Ci sono importanti istruzioni sulla sicurezza e avvertimenti in merito a questo prodotto e, quando applicabili, allo smaltimento sicuro delle batterie che dovresti leggere prima di utilizzare il prodotto. Per i testi completi di questi avvertimenti nella tua lingua, visita il sito **www.madcatz.com**
- ES** Se incluyen instrucciones y precauciones importantes referentes a la seguridad de este producto así como, si procede, al conector de la desconexión de seguridad o a la manera de desechar las pilas que deberías leer antes de usar este producto. Para ver el texto completo de estas precauciones en tu idioma, visita la página web **www.madcatz.com**
- DK** Der er vigtige sikkerhedsinformationer og –advarsler knyttet til dette produkt og, hvis disse følger med, inline-sikkerhedsanordningen og/eller korrekt udsmidning af batterier, som du bør læse før brug af produktet. For at læse disse advarsler i fuld udstrækning på dit sprog skal du besøge websiden **www.madcatz.com**
- SE** Det finns viktiga produktsäkerhetsinstruktioner och varningar för denna produkt och, där så är tillämpligt, den inbyggda utlösaren, och/eller avfallshantering för batterier som du bör läsa innan du använder denna produkt. Du kan läsa den fullständiga varningstexten på ditt språk genom att besöka webbplatsen **www.madcatz.com**
- PT** Este produto inclui instruções e avisos importantes sobre segurança e, se for o caso, a patilha de segurança e/ou como deitar fora as pilhas gastas que deve ler antes de começar a usar este produto. Para obter o texto completo dos avisos no seu idioma, visite o website **www.madcatz.com**



ENGLISH Rock Band 3 Wireless Fender Stratocaster Guitar Controller

Thank you for purchasing the Mad Catz Rock Band 3 Wireless Fender Stratocaster Guitar Controller for use with the Xbox 360 video game system. Be sure to register your product online at www.madcatz.com and check out our full line of other quality video game accessories.

IMPORTANT

Before using Rock Band 3 (the "software") or the drum, guitar, keyboard and/or microphone intended for use with the software (each, a "controller") with the Xbox 360 Console, please read the Xbox 360 Console instruction manual for safety, health, and all other information and instructions regarding the proper use of the Xbox 360 Console. For ease of reference, the term "game" shall refer collectively to the software and any and all controllers.

All questions regarding the Xbox 360 Console should be directed to the manufacturer.

CAUTION: Please comply with ALL safety warnings and instructions. Any changes or modifications to the game or Xbox 360 Console that are not expressly approved by Mad Catz, Harmonix Music Systems, Inc. or the applicable Xbox 360 Console manufacturer could void the user's authority to use and operate the game and will void all game and hardware warranties. Neither Mad Catz nor Harmonix Music Systems, Inc. or their respective affiliates and licensors/licensees will be liable for any injuries or damage resulting from the improper or unauthorized use of this game.

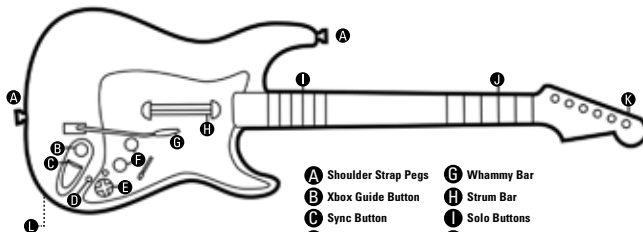
WARNING: NO CHILD UNDER 36 MONTHS OF AGE SHOULD USE OR PLAY WITH THE GAME. Controllers should be kept out of reach of young children at all times. Controllers are suitable and intended only for use by adults and, if they are under strict adult supervision, for children who are at least 12 years of age.

CAUTION: Please make sure players using this Rock Band Controller have enough space to avoid others being hit with the Controller or by other players. This Rock Band Controller must be used with care to avoid injury. Neither Mad Catz nor Harmonix Music Systems, Inc. or their respective affiliates and licensors/licensees will be held liable for injuries resulting from improper use of this Rock Band Controller.

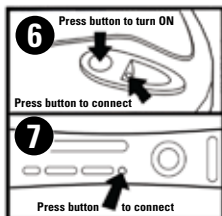
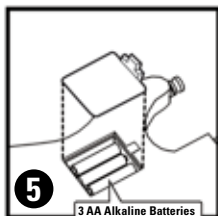
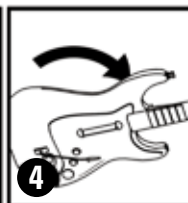
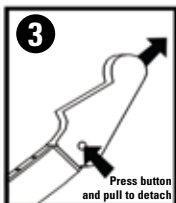
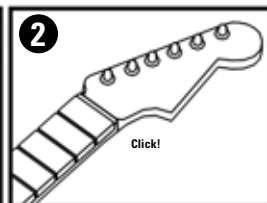
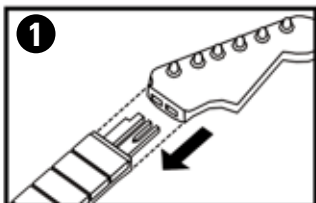
Important Information about Safety and the Proper Care and operations of controllers:

- Do not modify, disassemble or attempt to open any controller.
- Do not expose any controller to extreme conditions, including direct sunlight or excessive humidity.
- Do not expose any controller to liquids.
- If cleaning is necessary, use a dry cloth to clean the affected area. Never use chemicals.
- If a controller causes interference to radio or television reception, (you can determine this by turning the controller off and on), the user is encouraged to try to correct the interference by one or more of the following measures:
 - (1) reorient or relocate the controller's receiving antenna, if applicable; and/or
 - (2) increase the separation between the controller and the game console.

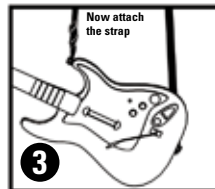
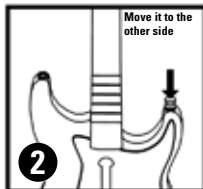
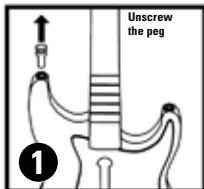
ROCKBAND 3



- A** Shoulder Strap Pegs
- B** Whammy Bar
- C** Xbox Guide Button
- D** Sync Button
- E** Auto-Calibration
- F** D-Pad
- G** Whammy Bar
- H** Strum Bar
- I** Solo Buttons
- J** Fret Buttons
- K** Head Stock
- L** Overdrive Jack



FOR LEFTIES...



FAQ

QUESTION: I'm having trouble triggering Overdrive; how do I engage the Overdrive function on my guitar controller?

ANSWERS:

1. You may be holding the guitar too vertically. Ensure the guitar is horizontally oriented while playing.
2. You may be holding the guitar with the face a bit upwards. The tilt sensor won't work if the guitar is too flat.
3. The Start / Back buttons will also trigger Overdrive. If you still have trouble, please visit www.madcatz.com/FAQ/rockband for further info.

QUESTION: How do I connect the Overdrive pedal to the Stratocaster guitar controller?

ANSWER: Plug the Overdrive cable into the Overdrive jack on the Stratocaster (see part L on diagram).

For service under the warranty, **DO NOT** return the game or any portion of the game (including the Wireless Fender Stratocaster Guitar Controller) to any retail store, even if that is where you originally purchased it. Retailers are **NOT** part of our authorized warranty support program. In the unlikely event you encounter a problem with any part of the game, please visit www.madcatz.com. This website contains detailed instructions on how to take advantage of our warranty support program.

90-DAY LIMITED WARRANTY (NORTH AMERICA ONLY)

Mad Catz warrants this product to be free from defects in materials and workmanship for the warranty period. This non-transferable, ninety (90) day limited warranty is only to you, the first end-user purchaser. If a defect covered by this warranty occurs AND you have registered your product with Mad Catz AND you provide proof of purchase, Mad Catz, at its option, will repair or replace the product at no charge.

The Mad Catz ninety (90) day limited warranty is available to North American customers. Your sole and exclusive remedy is repair or replacement of your Mad Catz product. In no event shall Mad Catz liability exceed the original purchase price of the product. This warranty does not apply to: (a) normal wear and tear or abusive use; (b) industrial, professional or commercial use; (c) if the product has been tampered with or modified.

2-YEAR LIMITED WARRANTY (EUROPE ONLY)

Mad Catz warrants this product to be free from defects in materials and workmanship for the warranty period. This non-transferable, 2-year limited warranty is only to you, the first end-user purchaser. If a defect covered by this warranty occurs AND you have registered your product with Mad Catz AND you provide proof of purchase, Mad Catz, at its option, will repair or replace the product at no charge.

The Mad Catz 2-year limited warranty is available to European customers. Your sole and exclusive remedy is repair or replacement of your Mad Catz product. In no event shall Mad Catz liability exceed the original purchase price of the product. This warranty does not apply to: (a) normal wear and tear or abusive use; (b) industrial, professional or commercial use; (c) if the product has been tampered with or modified.

To receive warranty service you must:

- North America: call Mad Catz Technical Support at 1.800.659.2287 or 1.619.683.2815
- Europe: call Mad Catz Technical Support at +44 (0) 8450-508418
- Obtain a Return Authorization Number from Mad Catz Technical Support
- Ship the product to Mad Catz at your expense for service
- Enclose a copy of the original sales receipt showing a purchase date
- Enclose a full return address with daytime and evening phone numbers

TECHNICAL SUPPORT

Online Support and User Guides: www.madcatz.com

North American E-mail: techsupport@madcatz.com

North American telephone: Available 8 A.M. to 4 P.M. Pacific Standard Time, Monday through Friday (excluding holidays) at 1.800.659.2287 (US only) or 1.619.683.2815 (outside US).

European E-mail: techsupporteurope@madcatz.com

European telephone: Available 9 A.M. to 5 P.M. Greenwich Mean Time, Monday through Friday (excluding bank holidays) at +44 (0) 8450-508418

You understand that your rights as a consumer may vary depending on where you reside and the local laws and regulations that apply, and that some or all of your rights may be different or some rights or portions of the warranty may not apply to you. If you are unsure or have any questions about your rights, you should consult your own advisors or local consumer groups to determine the laws and regulations that may apply to you.

If you are a resident of Australia or New Zealand, certain exclusions from this warranty apply, including exclusions of terms, conditions, warranties and terms set forth herein or implied by statute, general law or custom of trade or usage, except for any "Non-excludable Condition" as that term is defined below and construed under the Australian Trade Practices Act 1974 ("TPA") or, in the case of consumers in New Zealand, the New Zealand Consumer Guarantees Act 1993 ("CGA"). Except for liability required by law or regulation in connection with any Non-excludable Condition, our liability to you for any act or omission, whether arising in contract or tort, including negligence, or otherwise in connection with the controller or our agreement is hereby disclaimed and excluded. For these purposes, "Non-excludable Condition" means any implied warranty, condition or guarantee the exclusion of which would contravene, in the case of Australian consumers, the TPA or, in the case of consumers in New Zealand, the CGA or in either case, that would cause all or any part of any exclusion or limitation of liability or remedy to be void. For any breach of a Non-excludable Condition (other than one implied by Section 69 of the TPA in Australia), your remedies are limited and, at our option, our liability is limited to either resupplying, replacing or repairing the controller or, at our option, paying the cost of doing any of these.

You may have certain rights as a consumer with respect to the merchant or retail establishment where you purchased this controller. The exclusions, restrictions, terms and conditions set forth herein do not affect or change the rights you may have under the laws that apply to your transaction(s) with such merchants or retail establishments.

DISCLAIMER OF OTHER WARRANTIES/REMEDIES:

If the game or any part thereof are damaged through modification, abuse, improper use, mistreatment, neglect or accident, any applicable warranty is rendered null and void and you will need to follow the instructions that apply for returns after the warranty period.

EXCEPT FOR THE EXPRESS LIMITED WARRANTIES SET FORTH ABOVE AND/OR TO THE EXTENT ANY PARTICULAR WARRANTIES OR RIGHTS MAY NOT BE DISCLAIMED OR LIMITED DUE TO THE LAWS AND REGULATIONS WHERE YOU RESIDE, MAD CATZ AND ITS LICENSORS HEREBY DISCLAIM ALL WARRANTIES, WHETHER ORAL OR WRITTEN, EXPRESS OR IMPLIED, INCLUDING ANY WARRANTY OF MERCHANTABILITY OR FITNESS FOR A PARTICULAR PURPOSE. NO OTHER REPRESENTATION OR WARRANTY OF ANY NATURE OR KIND SHALL APPLY OR SHALL BE BINDING UPON OR OBLIGATE MAD CATZ OR ITS LICENSORS.

WARRANTIES STATED HEREIN ARE OFFERED ONLY BY MAD CATZ, AND NOT HARMONIX MUSIC SYSTEMS, INC. OR ANY OF ITS AFFILIATES AND LICENSORS/LICENSEES.

If any warranties herein are incapable of being disclaimed because of the particular laws that apply to you, then such warranties applicable to this game are limited to the warranty period described above that applies to you. In no event will Mad Catz, Harmonix Music Systems, Inc. or their respective affiliates and licensors/licensees be liable for any special, incidental, indirect or consequential damages resulting from possession, use or malfunction of the game, including, without limitation, any controller, software or other part of the game, including damage to property, and to the extent permitted by law, damages for personal injury, even if foreseeable or if Mad Catz, Harmonix Music Systems, Inc. or their respective affiliates and licensors/licensees have been advised of the possibility of such damages.

SOME JURISDICTIONS DO NOT ALLOW CERTAIN LIMITATIONS OF EXCLUSIONS, SO THE ABOVE LIMITATIONS AND/OR EXCLUSIONS MAY NOT APPLY TO YOU. IN EACH AND EVERY JURISDICTION, MAD CATZ, HARMONIX MUSIC SYSTEMS, INC. OR THEIR RESPECTIVE AFFILIATES AND LICENSORS/LICENSEES' LIABILITY SHALL BE LIMITED AND THE EXCLUSIONS SHALL BE CONSTRUED TO APPLY TO THE FULLEST EXTENT PERMITTED BY LAW.

IMPORTANT BATTERY INFORMATION FOR WIRELESS CONTROLLERS:

- Use only fresh AA standard alkaline batteries.
- Replace all used batteries at the same time and with the same type of batteries.
- Be sure to replace the batteries correctly by matching the + and - as shown in the instruction manual and the controller's battery compartment. Never insert batteries backwards.
- If you know that you are not using the controller for an extended period of time, we recommend that you remove the batteries.
- Do not mix old and new or different types of batteries.
- Remove exhausted batteries from the controller.
- Supply terminals are not to be short circuited.

STORE AND DISPOSE OF BATTERIES AND ELECTRICAL/ELECTRONIC MATERIALS PROPERLY:

- Batteries may explode or leak or cause burn injury if recharged, disposed of in fire, mixed with a different battery type, inserted backwards or disassembled.
- Never store, put or throw batteries into a flame or in a heated place.
- Do not carry batteries in your pocket or purse.
- Do not remove the battery label.
- Check your local laws, contact the proper government authorities or look under the Government listings of your local area directory to see if there are any special battery disposal instructions or requirements that apply where you live. For rechargeable or other types of batteries, the manufacturer should provide proper disposal instructions and you should always read and follow the manufacturer's directions to avoid injury and damage and to comply with the laws and regulations protecting health, safety and the environment.
- There have been some studies which are considered by some to raise questions about the potential health effects of electrical and electronic equipment and some of the hazardous substances they may contain. Always consult your own health care professionals who can advise you regarding your own health care needs in relation to waste electrical/electronic equipment and other parts of the game.
- Consumers have a role to play in recycling. The waste bin symbol with a strike mark through it indicates you should not dispose of waste electrical/electronic equipment, including batteries, as municipal or routine waste. Handle their disposal or recycling separately and properly.
- If you are not sure how to properly dispose of or recycle any of these items, you may contact your local government officials for information in your area.

⚠ CAUTIONS ⚠

- Use this unit only as intended.
- To prevent fire or shock hazard, do not expose this unit to rain or moisture. Do not use within 30' of any water such as swimming pools, bathtubs, or sinks.
- To avoid electrical shock, do not disassemble. Refer servicing to qualified personnel only.
- Never insert objects of any kind, other than authorized items, into the product as they may touch dangerous voltage points or short out parts that could result in fire or electrical shock.
- Stop using this unit immediately if you begin to feel tired or if you experience discomfort or pain in your hands and/or arms while operating the unit. If the condition persists, consult a doctor.
- Do not attempt to operate the unit in any way except with your hands. Do not bring the unit in contact with your head, face, or near the bones of any other part of your body.
- Avoid prolonged use of this unit. Take breaks every 30 minutes.
- Route all cords so that they are not likely to be walked on or tripped over. Make sure that cords are not placed in a position or areas where they may become pinched or damaged.
- Do not wrap cords around any part of anyone's body.
- Do not allow children to play with cords.
- Misuse of batteries within this unit may cause batteries to leak and/or explode and lead to personal injury.
- This product contains small parts that may cause choking if swallowed. Not intended for use by children under 3 years of age.

SEIZURES

Some individuals may have seizures or black outs triggered by the flashing lights on television or in video games, even if they have never before had a seizure. Anyone who has had a seizure, loss of awareness, or other symptom linked to an epileptic condition should consult a doctor before playing a video game. Parents should be aware when their children play video games and observe them regularly. Stop playing and consult a doctor if you or your child have any of the following symptoms:

Convulsions
Loss of Awareness
Involuntary Movements
Eye or Muscle Twitching
Altered Vision
Disorientation

WHEN PLAYING VIDEO GAMES:

1. Sit or stand as far from the screen as possible.
2. Play video games on the smallest available screen.
3. Do not play if you are tired or need rest.
4. Play in a well-lighted room.
5. Take a 15-minute break every hour.

REPETITIVE MOTION INJURIES

Playing video games (and the repetitive motion involved) can make your muscles, joints or skin hurt. Playing video games in moderation can help avoid such damage. Also:

- Take a 15-minute break every hour, even if you don't think you need it.
- If your hands, wrists or arms begin to hurt or feel sore or tired, stop playing and rest them for several hours before playing again.
- If pain and soreness continues, stop playing and consult a doctor.

DECLARATION OF CONFORMITY

Model Number: 98561

Trade Name: Rock Band 3 Wireless Fender Stratocaster Guitar Controller

EU DECLARATION OF CONFORMITY:

As required, certain of these controllers have been tested and conform to the requirements of the European Union Directives 1999/5/EC and 2004/108/EC. Authorized signatory of the manufacturer is Mad Catz, Inc., 7480 Mission Valley Road, Suite 101, San Diego, CA 92108.

United States and Canada:

As required, certain of these class B digital devices (the controllers) have been tested by Mad Catz, Inc., 7480 Mission Valley Road, Suite 101, San Diego, CA 92108 and found to comply with part 15 of the FCC rules and the Canadian RSS-210 which sets forth limits designed to provide reasonable protection against harmful interference in a residential installation. These device(s) use, generate and can radiate radio frequency energy and, if not assembled, installed and used in accordance with the instructions, may cause harmful interference to radio communications. There is no guarantee that interference will not occur in any particular location or use. Operation is subject to the following two conditions: (1) this device may not cause harmful interference and (2) this device must accept any interference received, including interference that may cause undesired operation.

Exposure to Radio Frequency Radiation:

[6]

The radiated output power of the controller is well within FCC radio frequency exposure limits for this type of device when unaltered and used as described in our instructions and the controller operates within guidelines found in radio frequency safety standards, which reflect the consensus of the scientific community and therefore, the manufacturer believes the device's internal wireless radio is safe for use by consumers. The level of energy emitted is far less than the electromagnetic energy emitted by wireless devices such as mobile phones. However, the use of wireless radios may be restricted in some situations (e.g., on airplanes). If you are unsure of restrictions that may apply in any situation, you must ask for authorization before turning on, connecting or using the controller.

© 2010 Harmonix Music Systems, Inc. All Rights Reserved. Rock Band 3 developed by Harmonix Music Systems, Inc. Harmonix, Rock Band and all related titles and logos are trademarks of Harmonix Music Systems, Inc., an MTV Networks company. MTV: Music Television, MTV Games and all related titles and logos are trademarks of MTV Networks, a division of Viacom International, Inc. Mad Catz and the Mad Catz logo are trademarks or registered trademarks of Mad Catz, Inc. its subsidiaries and affiliates. Covered by U.S. Patent No. 7,320,843 and patent applications pending. Mad Catz, Inc. 7480 Mission Valley Road, Suite 101, San Diego, CA 92108 U.S.A. and MTV Networks, 1515 Broadway, New York, New York 10039 U.S.A. This product is manufactured under license from Microsoft Corporation. Microsoft, Kinect, Xbox, Xbox LIVE, Xbox 360, and the Xbox logos are trademarks of the Microsoft group of companies. All other product names and images are trademarks or registered trademarks of their respective owners. Made in China. All rights reserved. Product features, appearance and specifications may be subject to change without notice. Please retain this information for future reference.

www.rockband.com

©2010 Fender Musical Instruments Corporation. FENDER™, STRATOCASTER™, and the distinctive headstock and body designs displayed here are the trademarks of Fender Musical Instruments Corporation. All rights reserved.

Mad Catz is a publicly traded company on the TSX/AMEX, symbol MCZ.

Controllers designed by:

Harmonix Music Systems Inc.
625 Massachusetts Avenue
Cambridge, MA 02139
United States of America

Controllers manufactured by:

Mad Catz, Inc.
7480 Mission Valley Road, Suite 101
San Diego, CA 92108
United States of America



Questions? Visit our web site at www.madcatz.com or call 1.800.659.2287 (USA only) or 1.619.683.2815.

Product No. 98561 07/10

FRANÇAIS Contrôleur de Guitare Fender Stratocaster Sans Fil Rock Band 3

Nous vous remercions d'avoir acheté le Contrôleur de Guitare Fender Stratocaster Sans Fil Rock Band 3 de Mad Catz afin de l'utiliser avec le système de jeu vidéo Xbox 360. Veuillez enregistrer votre produit en ligne à l'adresse www.madcatz.com et consultez notre gamme complète d'accessoires de qualité pour jeux vidéo.

IMPORTANT

Avant d'utiliser Rock Band 3 (le « logiciel ») ou la batterie, la guitare, le clavier et/ou le microphone destiné à être utilisé avec le logiciel (dénommés chacun « contrôleur ») avec la console Xbox 360, veuillez lire le mode d'emploi de la console Xbox 360 sur la sécurité, la santé et toutes les autres informations concernant l'utilisation correcte de la console Xbox 360. Pour y faire référence plus facilement, le terme « jeu » s'appliquera collectivement au logiciel et aux contrôleurs.

Toutes les questions concernant la console Xbox 360 doivent être adressées au constructeur.

ATTENTION : Veuillez vous conformer à TOUS les avertissements et instructions de sécurité. Tous les changements ou modifications apportés au jeu ou à la console Xbox 360 qui ne sont pas expressément approuvés par Mad Catz, Harmonix Music Systems, Inc. ou le fabricant applicable de la Console sont susceptibles d'annuler le droit de l'utilisateur d'utiliser et de faire fonctionner le jeu et annuleront toutes les garanties concernant le jeu et le matériel. Ni Mad Catz ni Harmonix Music Systems, Inc. ou ses sociétés associées et concédants de licence/licenciés respectifs seront en aucun cas responsables par rapport à des blessures ou des dommages résultant de l'utilisation incorrecte ou non autorisée de ce jeu.

AVERTISSEMENT : CET APPAREIL NE CONVIENT PAS AUX ENFANTS DE MOINS DE 36 MOIS. Cet appareil convient aux adultes et aux enfants âgés de 12 ans et plus. Ne le laissez pas à la portée des jeunes enfants. L'utilisation de cette manette Rock Band par un enfant doit TOUJOURS être confiée à la surveillance d'un adulte.

AVERTISSEMENT : Veuillez vous assurer que les joueurs utilisant la manette Rock Band ont suffisamment d'espace pour éviter les chocs entre les manettes ou entre les joueurs. Cette manette Rock Band doit être utilisée avec précaution pour éviter de se blesser. Ni Mad Catz ni Harmonix Music Systems, Inc. ou ses sociétés associées et concédants de licence/licenciés respectifs peuvent être tenus pour responsables des blessures résultant d'une mauvaise utilisation de cette manette Rock Band.

Informations importantes concernant l'utilisation et la sécurité

- Ne pas modifier, désassembler ou tenter d'ouvrir la manette.
- Ne pas exposer la manette à des conditions extrêmes, y compris la lumière du soleil et une humidité excessive.
- Ne pas exposer la manette à l'eau ou à d'autres liquides.
- Si vous devez nettoyer la manette, utilisez un linge sec. N'utilisez jamais de produits chimiques.
- Si la manette provoque des interférences nuisibles avec la réception de votre téléviseur ou de votre radio (vous pouvez vous en assurer en éteignant et en rallumant votre manette), tentez de corriger ces interférences en suivant une ou plusieurs des indications suivantes :

- (1) Reorienter ou déplacer l'antenne de réception de la manette, le cas échéant.
- (2) Eloigner la manette de la console de jeu.