

NOTHING ELSE EVEN COMES CLOSE

KLEIN

1996 BICYCLES AND ACCESSORIES

Klein Tuning: obsession or genius?

BOTH, PROBABLY.

Gary Klein started his bicycle company twenty years ago with three key assets at hand: problem-solving skills learned at MIT, a passion for cycling, and an obsession for detail that would enable him to fine-tune a bicycle to its absolute highest level of performance. He was a Cat 2 cyclist with a mission: to produce the strongest, lightest competition bicycles ever. Super-efficient racing models that deliver the most possible performance for a rider's energy.

Out of the blocks, he pioneered fat tube aluminum frame technology with the simple idea that large diameter tubing with thin walls is stiffer and stronger than small diameter tubing of equal weight. His idea presented such revolutionary advantages that the industry quickly became cluttered with imitations — none of them as good as the original. But that was just the beginning.

Klein moved his company from Cambridge, Massachusetts to Chehalis, Washington. There, on the rugged trails and roads between the Cascade and Olympic mountain ranges, the riding is incredible. Since Gary Klein moved in, it's also home to the most rigorous outdoor bicycle testing facility

in the world. At Chehalis, Gary and his staff of engineers, all cycling enthusiasts, have achieved Gary's original goal by continually offering the world's most select line of superb mountain and road racing bikes.

FUSELAGE". THE POWER OF INTEGRATED KLEIN DESIGN.

An aircraft is an advanced, extremely complicated structure made of many components which, working in harmonious unison, achieve flight. A pretty good example for bicycles, thought Gary Klein. So he patterns his bike building philosophy after the aircraft industry. (Actually, sometimes his techniques are a little bit ahead of the fly boys.)

While most bike builders consider the frame to be the primary focus of a bike, the heart of a Klein bicycle is the Klein Integrated Fuselage, which includes the handlebar, stem, fork, headset, frame, bottom bracket assembly and seat post. Every inch of a Klein Integrated Fuselage is painstakingly designed to function in flawless unison as a cyclist applies vigorous body english and energy under intense riding conditions. Function is paramount, not price or popularity.

IF THE BEST SOLUTION DOESN'T EXIST, KLEIN CREATES IT.

As an experienced performance cyclist, Gary Klein is very opinionated about bikes. He believes the heavier the bike, the more it hurts. If it's imperfectly designed, it drains the rider of energy. And, if he can't produce it better than anything on the market, he won't produce it at all. His combined expertise in materials science and performance cycling has generated a long line of Klein patents and Klein exclusives that set his bikes apart from all others.

Every Klein bicycle is brimming with Gary's personal passion and genius, in the form of features not available on any other bicycles in the world. For instance, 1996 heralds Gary Klein's latest fait accompli: the Klein Mantra Pro. It's the most purposeful, effective full-suspension bike available. Aggressive cross country racing geometry and a super-rigid unified rear triangle (URT) drivetrain maintain top pedaling efficiency and traction with supple, fully-active rear suspension. Of course, each and every Klein bike, road or off road, delivers multiple advantages to the rider. If it didn't, Gary Klein wouldn't bother producing it.



"I make every bike, and select every part that goes on it, as though it is for me or one of my close friends."

Gary Klein



KLEIN CRAFTSMANSHIP 02

A step-by-step tour of Klein's advanced frame-building process

KLEIN PATENTS 04

A closer look at Klein-exclusive engineering features

MOUNTAIN BIKES **PULSE COMP LX/STX-RC** 06

PULSE COMP LX/STX-RC ROCK SHOX 08

PULSE COMP XT/LX 10

PULSE II 12

ATTITUDE 14

ADROIT 16

MANTRA PRO 18

KLEIN CUSTOM PAINT 21

A high-performance sheen for custom race machines

ROAD BIKES **QUANTUM** 22

QUANTUM II 24

QUANTUM PRO 26

AEOLUS 28

KLEIN EQUIPMENT & ACCESSORIES 30

The Klein line of clothing, tools and components


BICYCLE SPECIFICATIONS 32

Gary Klein is very into stress management. We're not talking nerves, but the perpetual pounding a bicycle frame takes on its every surface. After years of materials research, lab testing and grueling rides, Klein engineers have plotted every point on a bike frame to determine the best way to create ultra-light, incredibly strong racing bikes.

► Frameset performance is dependent on the spatial relationship between the bottom bracket, seat tube, head tube and rear dropouts — what Klein considers a bike's "critical points." Optimum performance can be achieved only if these areas are perfectly aligned to rigidly resist frame deflection forces which otherwise would sap the cyclist of energy. Klein head tubes are designed with a proper degree of vertical compliance, to absorb shock and assist the suspension of the front wheel. And, superior drivetrain rigidity allows maximum pedaling power. Klein's attention to detail produces stronger,

MAXIMIZING RIDER ENERGY EFFICIENCY.

lighter bikes with a uniquely responsive high-performance ride.



► Klein's proprietary tubing is called Gradient™, referring in part to the gradual tapering and shaping of tube walls over long sections. By evenly distributing

KLEIN ALUMINUM TUBING: NOTHING IS MORE CUSTOM.

► Among the many brands of aluminum bikes out there, Klein's line of aluminum and composite racing machines is unsurpassed. Why? Because what you do with the material is more important than the raw material itself. With this in mind (not to mention volumes of scientific know-how and years of personal cycling experience) Gary Klein works wonders with aluminum.

His custom bicycles are made from proprietary alloys and special tubing developed in-house. Because this level of technology is not commercially available, Klein's tool and die shop must create the complex, high-precision machinery required to bring Gary Klein's frame-stress solutions elegantly to life. Klein's special tubing and manufacturing are so custom, so proprietary, that nothing else even comes close.

WHEN IS GRADUAL BETTER THAN FAST?


riding stresses, this design eliminates sudden stress risers. Klein tubing is produced under highly controlled conditions and tight tolerances. The resulting optimal grain structure and material placement delivers maximum strength and long life. Gradient tube-wall thickness will vary as much as 260% between sections thickened for reinforcement against high stress, and low-stress sections thinned to reduce weight.

Power Tubing™ is another exclusive feature on several of Klein's high-performance models. It utilizes custom-formed 6000 series aluminum, tapered gradually in a fashion similar to Gradient tubing. As with Gradient tubing, this design achieves excellent performance through a combination of increased strength and reduced weight.

Klein engineering & craftsmanship conquer fr

► Klein welding proves that great looks and ultimate strength can go hand-in-hand. Perfection begins before welding, when frame parts are precision-fitted and meticulously cleaned to ensure pure, accurate welds and maximum strength. High-precision, elaborate fixtures guarantee that exact frame alignment and geometry are maintained during welding.

Klein's process features a proprietary deep-penetration TIG welding technique that results in void-free welds and a frame that functions as one solid structure. Beefy weld fillets are skillfully applied at each joint, creating a smoothly rounded transition between tubes. According to aerospace



► Welding aluminum creates residual stresses and grain inconsistencies. To correct them, the final step in Klein's frame-building process is a careful regimen in which frames are solution quenched and artificially aged by heating to restore optimum grain properties and maximum

► After heat-treatment and alignment, critical mounting surfaces of the frame are precision machined under exacting, temperature-controlled conditions. Seat tubes are gun-drilled, bottom bracket shells are precision bored, head tubes are precision-line-bored — all to incredibly tight tolerances. This machining is performed after heat treating, to eliminate any chance of later distortion. Frames are consistently fixtured for each frame and machining operation, keeping all surfaces parallel or orthogonal to each other. No other bike is made to this level of accuracy. Which is why no other bike performs like a Klein fuselage.

Bicycling magazine, called the Tarantula. Tarantula testing provided new insights into frame deflection that led to Klein's patented differential chainstay design and the most energy-efficient rear triangle in the industry.

Gary's philosophy on fatigue testing is itself enough to wear you out. Through rigorous field and lab testing, Klein engineers have determined that ordinary pedaling, steering and braking forces (even those of large, strong riders) do not substantially contribute to fatigue failure. Instead, fatigue failure is usually the result of high-force, sudden impact or crashes.

THE POWER AND BEAUTY OF KLEIN WELDS.

studies, this technique increases the fatigue life of a heat-treated aluminum structure. It's also superior to cold-worked, lumpy welds found on other bikes, which result from a low-penetration technique that does not reduce stress risers. Klein welding involves several other proprietary steps which remain guarded trade secrets.



HEAT TREATED, PERFECTLY ALIGNED FRAMESETS.

fatigue life. It's a difficult process which other companies often fail to perform properly, resulting in warped frames.

As the first company to heat-treat complete aluminum frames, Klein has more experience in this area than any other builder. Klein frames are individually heat-treated to maintain exact control of the process. "The process" involves microscopic hardening particles in the alloy that dissolve at high temperatures and are then carefully regrown to form a solid structure with the highest possible strength and fatigue properties. Precision heat-treating fixtures, and Starrett inspection-grade quartz surface plates that are regularly recalibrated, guarantee the perfect alignment of each frame.

The results of this elaborate process are worth it. Additional strength ensures life-long frame durability. Perfect frame alignment delivers the pleasure of sweet handling every moment a Klein is ridden.

PRECISION MACHINING FOR PEAK PERFORMANCE.



► Gary Klein is widely known in the cycling industry as The Testing Guru. His first U.S. patent (#4,500,103) included a testing method he helped develop in 1973; relating frame stiffness to powertrain efficiency, bike handling and other crucial properties. The process has since been expanded to study the strength and durability of a wide range of bicycle components.

Since then, he has continually developed new R&D methods that more closely match real-life situations faced by riders under extreme conditions. For example, he built the testing machine used by

CYCLING'S MOST GRUELING R&D GAUNTLET.

While this may come as no surprise to trail-hardened veterans, conventional testing procedures simulate ordinary riding conditions. So Gary invented his own testing protocol, called Progressive Fatigue Testing (PFT). PFT applies repeated high stresses to a structure that simulate peak-level impacts far beyond ordinary riding. This procedure allows Klein engineers to quickly develop an accurate history of structural failure modes, which is critical to structural design. For instance, if a handlebar fails by bending under high impact, it will not cause a crash. If it fails by snapping, the results for the rider are catastrophic. Klein designs accordingly.

Of course, actual use is the ultimate test. That's why Klein bikes are constantly tested on the mountainsides surrounding Chehalis; and by Klein pro race teams all over the world. Using this array of test data, Klein products are immediately and continuously refined.

ame fatigue.

A Klein features more patents per square inch

Gary Klein's pursuit of perfection has produced many of the industry's leading high-performance innovations, features found only on Klein bicycles. From bottom brackets to head sets and frame tubes, Gary knows if you want to reach the outer limits of performance, you've got to design and build every inch of the bike to its best. No wonder Klein bicycles are the most unique, lightweight, incredibly strong race machines on the planet.

► Klein Precision Bottom Brackets incorporate aircraft technology to produce a super-stiff bonded assembly. A direct-fit design allows for large, precision sealed bearings that increase load capacity, lower rolling resistance and improve powertrain stiffness. Yet the assembly is lighter because of its non-threaded design, which eliminates cups, lock rings, etc. A one-to-one press fit design, bonded with Loctite™, eliminates loosening and creaking. Bearings are press-fit on the spindle and into the BB shell, then bonded with Loctite for 3,000 psi of shear strength. The bottom bracket shell is precision bored in a temperature-controlled room to

PRECISION SEALED BOTTOM BRACKETS

maintain tight tolerances and perfect bearing alignment. The entire unit is sealed, preventing debris from entering the assembly — for years of literally maintenance-free pounding.



► Klein's patented AirHead Set affixes the stem to the oversized fork steerer with an industrial multiple-split collet system; clamping the steerer with two widely separated bands around its circumference. It's the strongest, most rigid connection available. Damage due to wedging or

KLEIN AIRHEAD™ SET PATENT #5,273,301

pinching, common to most steerers, is eliminated. Weight is reduced by 50%.

Extremely durable aircraft torque tube bearings are custom manufactured with high contact seals, then Loctite-mounted directly into precision bores inside the head tube. Developed for high-load aircraft control surfaces, this design delivers ideal steering control. It also allows for super lightweight forks with much larger steerer dimensions.


The integrally designed assembly features a sculpted contour that creates smooth stress paths for a stronger, lighter headset with greater steering control. It's the key to the Klein Integrated Fuselage.

► Klein chainstays are Gradient™ formed for maximum strength, lateral rigidity and lightness, delivering superior climbing and sprinting performance. Chainstay tubes are D-shaped at the dropouts to resist chain-compression forces near the weld; and configured for extra chain and cog clearance. Forward of the dropouts, they become gradually round, increasing to a light, stiff, strong 1 1/8" diameter. Through the bends, a beefier, rectangular formation retains stiffness and strength. Left and right chainstays are individually designed to meet the varied stress levels on each. Overall, Klein construction delivers extraordinary drivetrain stiffness and extra-wide tire clearance for unobstructed pedal power.

HIGH PERFORMANCE CHAINSTAYS PATENT #4,621,827



than any other bike in the world.



CHAIN CONTROL DEVICE (CCD)
PATENTS #4,960,402,
#5,207,619

► Klein's proprietary Chain Control Device does more than prevent "chain suck." It's actually a chain-management mechanism that works every second your chainrings are spinning. Other designs prevent the chain from jamming in the chainrings by forcing it against the surface of a hard, flat plate mounted under the chainstay. Klein's CCD features three angled ramps that gently pull the errant chain away from chainring teeth, usually without the rider even noticing. The CCD's near proximity to the chainrings enables it to function as a rake, helping to clear away mud and other debris.

► Leave it to Gary Klein to turn what might have been a simple hole into a measurable structural advantage. Using computerized Finite Element Analysis and lab fatigue testing, Klein engineers designed a formed cable entry area that evenly distributes head tube stresses around the top and down tubes, increasing fatigue life. This aerodynamic, weight-reducing design also provides a straight path for the brake and shifter cables through the tube, reducing binding and friction. Another great example of how Klein's relentless attention to detail produces the absolute finest bikes possible.

INTERNAL CABLE ROUTING
PATENT #5,433,465



MICRO DROPOUTS™ WITH RE-ENTRY RAMPS™
PATENT #5,364,115

► Klein's unique dropout design was conceived for high performance needs, not to meet industry conventions. A beveled and ramped rear-entry configuration guides the rear axle and quick release into position quickly and easily, for fast tire changes with no interference with the derailleur or chainstays. Forces of the chain and rider weight help keep the wheel seated in the dropouts, which are accurately fit with the 10mm rear wheel axle for positive contact location. This light, strong design is the closest you can get to connecting the wheel directly to the chainstay and seatstay.




REINFORCED DERAILLEUR HANGERS

► Instead of making derailleur hangers replaceable, Klein makes them stronger. A short-coupled beefy cross section is made from a high-strength alloy and designed for rugged performance. Plus, this one-piece design results in precise alignment and stiffness that improves derailleur operation.

Ride a bike that shares your animal urge
to conquer everything between you and victory.

PULSE COMP
LX/STX-RC



PATENTED KLEIN ◀ TUNING



Our newest off-road racer features all the instincts and sinew you need to compete. Short, stable Gradient™ chainstays ensure fast uphill scrambles — and extra tire clearance to charge freely through mud and thickets. A Klein-tuned lightweight frame with Full-On™ racing geometry delivers nimble, precise handling on technical sections. Micro-Dropouts™ with Re-Entry Ramps™ (patent #5,364,115) increase wheel stability and make quick work of tire changes. A durable Shimano component group rounds out this rugged competitor. Overall, superior rigidity and strength make this a lightweight terrain beater that tears it up with ferocity.



Pulse COMP

KLEIN

As your pulse quickens, your Pulse Comp delivers maximum response at every turn of the crank.

PULSE COMP
LX/STX-RC ROCK SHOX

PATENTED KLEIN ◀ TUNING

High-speed cross country trips require maximum response from every ounce of pedal effort. This Pulse Comp frame combines Klein's Full-On™ cross country/singletrack race geometry with fully heat-treated Klein Power Tubing™, crafted into framesets with a deep-penetration TIG welding process for

incredible rigidity, strength and lightness. Chainstays made from Gradient™ tubing enforce unparalleled powertrain efficiency. Micro-Dropouts™ with Re-Entry Ramps™ stabilize wheels while making tire changes fast. An optional tri-ramped Chain Control Device (CCD) (patent #4,960,402) continuously guides the chain away from chainring jams while helping to keep it clean. Durable, responsive Shimano components deliver smooth, reliable shifting and braking. Finally, front suspension delivers control at top speed, which should lower your heart rate over variable ground conditions.





Over gullies and stumps, even over your shoulder,
Klein is the pinnacle of lightweight strength.

PULSE COMP XT/LX

PATENTED KLEIN TUNING

You don't know what's coming next, but you know it's coming fast. Your Pulse Comp is ready for any challenge. It's Klein-tuned for unmatched lightness and strength, with Full-On™ cross-country race geometry. Gradient™ tubing on the chainstays delivers cycling's most efficient powertrain performance.

Extra-wide High-Performance Chainstays (patent #4,621,827) allow unfettered mud-chewing traction. And, heading into jagged terrain, a Rock Shox Judy XC long-travel suspension fork gives you supple control and confidence. No matter where you ride, it's a performance machine that'll get you there and back with aplomb.





Pulse COMP


KLEIN


ROCK SHOX

KLEIN

Our "Breakfast of Champions" includes rocks over easy, a face-full of mud and a large order of perfect aluminum.

PULSE II




PATENTED KLEIN  TUNING

Rishi Grewal and Caroline Alexander prove it: this bike has pure winning power. A custom-crafted Klein frame made with advanced Gradient™ aluminum tubing packs superior strength into an amazingly light, responsive frame. Full-On™ race geometry delivers finely tuned performance with front suspension forks.

Klein-tuned internal cable routing

(patent #5,433,465) actually strengthens and lightens the frame while ensuring clean shifting and braking.

Klein's rigid Precision Sealed Bottom Bracket provides a long life of maintenance-free, durable cranking. With all these earth-defying features at your disposal, you'll be more than happy to wake up and smell the coffee.





Pulse II

HELEN

SHOCK


SHOCK

SHOCK


As everything around you begins to blur,
the advantages of Klein-tuning become stunningly clear.

ATTITUDE

Entering the speed & bleed zone, the slightest miscue is deadly. The Attitude features Klein's integrated Fuselage™: a fork, head-set and stem system that's seven-times more durable, and much lighter, than standard assemblies — dramatically increasing overall performance. Klein's patented AirHead™ Set (patent #5,273,301) uses sealed aircraft torque tube

PATENTED KLEIN  **TUNING**

bearings for unbeatable control and durability. The Patented MC2™ collet bar-stem assembly further perfects steering dynamics. Klein's proprietary Gradient™ aluminum tubing delivers an ultra-responsive frame that's amazingly strong and light. Plus, it's optimally designed to function with a rigid Unicrown fork or a Rock Shox Judy XC. Here's your new attitude: think fast, ride faster.





Attitude

KLEIN

KLEIN


KLEIN

ROCK SHOX

ROCK SHOX

In your sport, the only technical foul is riding a bike that can't skillfully maneuver through cruel terrain.

ADROIT



PATENTED KLEIN  TUNING

Klein's Adroit is the most responsive hardtail ever; an extremely light bike with excellent power transfer at the rear wheel for fast climbing or zig-zags through technical sections.

A frameset crafted from patented Gradient™ aluminum provides an advanced performance base, with a larger down tube, stiffer head tube and super-rigid Klein High Performance Chainstays. Klein's exclusive Precision Sealed Bottom Bracket adds unmatched, unfailing rigidity. Point-and-shoot steering is assured, thanks to a Strata™ boron-carbon-aluminum fork — the lightest, strongest fork Klein's R&D tormentors have ever tested. Or, a Rock Shox Judy SL fork can be integrated to keep you on course when the going gets ugly.



KLEIN

Adroit

KLEIN

Klein

If you've been praying for the ultimate full-suspension machine, it's time to get off your knees and start jamming.



MANTRA PRO

Mantra Pro presents a stunning feat of engineering with a singular purpose: screaming-fast, ultra-light cross country performance. Klein's design isolates the rider from shock absorption with fully-active, progressive suspension capable of supple response to extreme impacts. The rear shock combines two par-

allel Elastocell® springs and a Fluid Logic™ damper for smooth, supple

PATENTED KLEIN ◀ TUNING

shock absorption. Klein's ultra-rigid unified rear triangle (URT) makes the most of aggressive pedaling forces by maintaining excellent traction with minimal energy loss. Over treacherous technical sections, skilled riders can pick high-speed lines and attack with ease and accuracy. Hallelujah! Finally it's full suspension without compromise, a peak example of Klein-tuned race machinery. (Please turn the page for more details.)





KLEIN

Mantra Pro

KLEIN
FLITE

ROCK SHOX
100

ROCK SHOX
100

EXCLUSIVE DISTRIBUTION

LINE

The real beauty of this bike is its guts.

KLEIN SUSPENSION CYLINDER

Two parallel Elastocell™ springs and a Fluid Logic™ Damper provide more cushion and less bounce than conventional bicycle shocks. The shock spring curve is linear in the mid-stroke and progressive at either end, absorbing shock load in a smooth arc. The result is smooth, supple shock absorption with minimal rebound kick to the rider. Total rear-wheel travel is 5.3 inches (135mm), as the rear wheel moves up and back over larger obstacles.

ULTRA-RIGID KLEIN UNIFIED REAR TRIANGLE (URT)

Klein's URT delivers dramatically improved climbing and sprinting by isolating drivetrain dynamics from suspension action, eliminating loss of pedal energy due to shock absorption. Klein-designed High Performance Chainstays have skillfully tapered and contoured walls for maximum stiffness, light weight and extra-wide tire clearance. Klein's Precision Sealed Bottom Brackets are precision bored to maintain tight tolerances. This sealed, press-fit and bonded assembly is the tightest available.

TORQUE CONTROL BEAM™

A single "tube" structure, made from proprietary Klein Gradient™ 9000 Series aluminum, features continuously varied wall thicknesses and contours to address dynamic forces of dual suspension. It provides excellent torsional and lateral rigidity and precise steering control.

SPOT ON™ PIVOT.

The Klein-designed Spot On pivot location precisely balances front and rear suspension with rider movements, keeping suspension fully active under all riding conditions. Pivot location is customized to each Mantra Pro frame size, ensuring precise balancing for differently sized riders.

AIRHEAD SET™ COLLET SYSTEM

Klein's exclusive design eliminates bolts, stems and wedges and is stronger, lighter and more rigid than traditional steering assemblies. Durable, sealed aircraft torque tube bearings (rated at 3,300 lbs. thrust each) ensure a long life of maintenance-free steering precision.

It drives Gary Klein nuts. After all the new technology and superior craftsmanship he puts into a bike, the thing people notice the most is the paint. (That's the reality of sex appeal, apparently.) Truth is, Klein finishes a bike with the same level of exclusive craftsmanship with which it was begun.

The first step is to carefully sandblast the frame with garnet granules, a process which actually increases frame strength. Then, a long-lasting Durethane enamel is electrostatically applied. On most Klein models, a process called debossing is performed, whereby the decals are painted on via a pattern mask instead of using



Klein's "Night Storm" custom paint option shown here applied to the Attitude.

Our flawless nudes look even better with their coats on.

decals. Finally, a durable clear coat is applied, for that sleek Klein sparkle.


Sure, Klein painting is an expensive process. But it provides scratch protection

and corrosion resistance superior to anything else out there. And, until a Klein is actually ridden, it's usually a rider's favorite aspect of the bike. (Sorry, Gary.)

Klein's "Backfire" custom paint option shown here applied to the Adroit.



COLOR	MOUNTAIN BIKES				ROAD BIKES					
	PULSE COMP LAYER 1, 2	PULSE COMP LAYER 3, 4	PULSE COMP LAYER 5, 6	PULSE II	ATTITUDE	ADROIT	MANTRA PRO	QUANTUM II	QUANTUM PRO	AEOLUS
S. Stock	NA	NA	NA	X	X	X	NA	NA	X	X
X. Extra Charge	NA	NA	NA	X	X	X	NA	NA	X	X
NA: Not Available	NA	NA	NA	X	X	X	NA	NA	X	X
Night Storm	NA	NA	NA	X	X	X	NA	NA	X	X
Backfire	NA	NA	NA	X	X	X	NA	NA	X	X
Sea & Sky	NA	NA	NA	X	X	X	NA	NA	X	X
Burgundy/Blue Linear	NA	NA	NA	X	X	S	NA	NA	X	S
Team	NA	NA	NA	X	S	X	NA	NA	X	X
Teal/Blue Fade	NA	NA	NA	X	X	X	NA	NA	S	X
Race Red	NA	NA	S	X	X	X	S	NA	X	X
Midnight Blue	NA	S	NA	NA	NA	NA	NA	NA	NA	NA
Emerald	S	NA	NA	NA	NA	NA	NA	NA	NA	NA
White Pearl	NA	NA	NA	X	X	X	S	X	X	X
Ebony Black	NA	NA	NA	S	X	X	X	NA	X	X



Under the gun, everything under the saddle transforms your energy into furious forward motion.

QUANTUM

PATENTED

KLEIN  TUNING

Klein riders claim they can actually feel Gary's engineering at work as they accelerate, corner or cruise at top speed. It's no surprise. With criterium geometry and a custom-tuned frameset made from Klein

Power Tubing™, the Quantum enters the race way ahead. Its frameset is heat treated and precision machined to the highest standards in the industry. Deep-penetration TIG welds are skillfully crafted for maximum durability. The result? Guaranteed perfect frame alignment and the pure pleasure of sweet handling. And, Klein's exclusive Precision Sealed Bottom Bracket delivers unbeatable cranking efficiency for momentous forward thrust.





Quantum

KLEIN

KLEIN

A Klein bike takes 21 painstaking days to build
and about 21 blazing seconds to appreciate.



QUANTUM II

PATENTED KLEIN  TUNING

The most dynamic aspects of a Klein racer occur where you can't see them: under the paint. Klein's patented Gradient™ tubing is aluminum transformed by careful, long tapers into ultra-light, strong, responsive frame-sets. The Quantum II features a laterally ovalized top tube for optimum airflow. Internal cable routing (patent #5,433,465) is designed to actually boost frame strength while reducing weight. Short, coupled high performance chainstays and a Precision Sealed Bottom Bracket ensure rigid powertrain performance. A bonded aluminum fork provides stiff, responsive cornering. There's a lot going on in a Klein. But you're moving too fast to care.





Quantum II

GIEN

90% of the races are won by 10% of the pros.
Here's 100% of what it takes to join them.

Points Jersey winner

Laurent Jalabert, riding a

custom Klein racer

in the 19th Stage of the
1995 Tour de France.

QUANTUM PRO



PATENTED KLEIN  TUNING

In the U.S. and overseas press, the Quantum Pro has been hailed as the world's best racing bike. That bears repeating. **THE WORLD'S BEST RACING BIKE.** Why? The heart is the Klein Integrated Fuselage™: a fork, headset and stem system lighter and more durable than standard assemblies. Klein's patented **AirHead™ Set** (patent #5,273,301) uses sealed aircraft torque tube bearings for stiff, responsive steering. Framesets are fully heat-treated and precision machined for guaranteed perfect alignment. Top it off with a sweet handling **Aeros™** fork and Precision Sealed Bottom Bracket. It's everything you need to climb up in the standings.





QUANTUM PRO

KLEIN

AEROS


AEROS

Klein


When every fraction of a second counts,
its every aerodynamic ounce is pulling for you.

A E O L U S



PATENTED KLEIN  TUNING

Aeolus was the Greek God of Wind. Today, it's your ticket to great time-trials and triathlons. The key is aerodynamic riding perfection: low and balanced for stability at high speeds. Klein does it with extra-short, coupled chainstays, a shallow head-tube angle, a 78° seat-tube angle and a long top tube. Patented Gradient™ tubing creates a strong, light frameset; with an ovalized top tube for reduced air resistance and an Aeros™ carbon fork for sweet handling. Ideal internal cable routing is achieved with its own aerodynamic design. Micro-Dropouts™ with Re-Entry Ramps™ (patent #5,364,115) improve wheel stability and make tire changes remarkably fast. When time and wind are your principal foes, Aeolus makes the most of every spin.





Aedus

KLEIN

SPINERGY

SPINERGY

KLEIN

KLEIN

KLEIN

Riding, racing and winning:

KLEIN KICK-AROUND CLOTHES

Casual, comfortable shirts, all with embroidered Klein logos:

- A** Grey and black striped T-shirt. Also available with silver logo.
- B** Cotton sweat shirt. Also available in deep blue and white sherpa.
- C** Cotton mock neck. Also available in black with silver logo.
- D** Short-sleeve polo shirt. Also available in blue with silver logo.

KLEIN T-SHIRTS

All in 100% cotton.

- E** "Team Klein" logo
- F** Pulse bike/wolf
- G** Klein/Porsche
- H** "Spot ON"
- I** Mantra Pro
- J** Ecology

KLEIN CYCLING CLOTHING

The highest level of performance and comfort.

- K** OF3 Klein racing team jacket in cotton-backed lycra.
- L** Sugoi Klein Night Storm jacket in nylon/spandex with light lining and 3 back pockets.
- M** 28-oz. water bottle and composite cage.

Klein casual clothing available in sizes M, L, XL and XXL.

Klein cycling clothing available in sizes S, M, L and XL.



KLEIN TIRES

Our own painstaking design, because nothing else ensures optimum performance.

N KLEIN PRIME™ 206-GRAM ROAD TIRES

Kevlar bead 25mm flat-top design rolls slick, fast and sure. High natural rubber content and dirt/water grooves give tight cornering traction. 127 threads per square inch (700x25C, 115psi).

here's the gear.



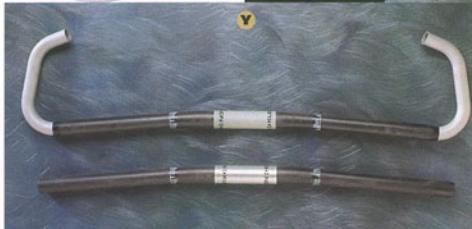
O KLEIN DEATHGRIP® ALL-TERRAIN, SELF-CLEANING TIRES

Klein's patent-pending design bites in and crushes over muck, rock, dirt or ice, improving stability whether you're accelerating, braking or angling around tight corners. They're made with a lightweight, durable compound, with Kevlar beads for strength and a supple 127 TPI casing that flexes for enhanced suspension. Available for 26-inch rims in two sizes: 2.1 inch (495-510 grams) and 2.35 inch (610-620 grams).

Y KLEIN STRATUM® HANDLEBARS

Advanced carbon-fiber composite, with a hard anodized aluminum alloy center sleeve, yields the greatest strength and longest fatigue life of any high-performance mountain bike handlebars on the market. Klein Stratum® 90-gram straight bar. Stratum® 185-gram bar with reinforced bullhorns and bar ends.

- P** Chaining desk clock
- Q** OF3 Klein padded Lycra® racing team bibs. Available in full-length padded tights.
- R** OF3 Klein racing team Micro-flo jersey and padded bike shorts. Jersey available in long-sleeve.
- S** Klein Instinct™ ATB Grips
- KLEIN CUSTOM TOOLS**
- T** Headset tool for AirHead™ Set
- U** Bottom bracket tool
- V** Sugoi Night Storm nylon/spandex riding jersey and padded bike shorts.
- W** Klein team cycling cap
- X** Multi-pocket tool apron. 100% cotton, with squeeze and release buckles.



MODEL	PULSE COMP			PULSE II			ATTITUDE			ADROIT			MANTRA PRO			QUANTUM		
Group	Shimano Deore LX/STX-RC	Shimano Deore LX/STX-RC	Shimano Deore XT/LX	Shimano Deore LX/STX-RC	Shimano Deore XT/LX	Shimano Deore XT	Shimano Deore XT	Shimano XTR	Shimano Deore XT	Shimano Deore XT Tune	Shimano XTR	Shimano Deore XT Tune	Shimano Deore XT Tune	Shimano Ultegra	Shimano 105 SC	Campagnolo Mirage Triple		
Color	Emerald	Midnight Blue	Race Red	Ebony Black	Ebony Black	Team	Team	Burgundy Blue	Burgundy Blue	Burgundy Blue	Race Red	Race Red	Race Red	White Pearl	White Pearl	White Pearl		
Fork options	Spinner Unicrown	Rock Shox Quadra 2TR	Rock Shox Judy XC	Spartan, Rock Shox Judy XC	Spartan, Rock Shox Judy XC	Klein Airhead Unicrown, Rock Shox Judy SL	Klein Airhead Unicrown, Rock Shox Judy SL	Klein Strata Unicrown, Rock Shox Judy SL	Klein Strata Unicrown, Rock Shox Judy SL	Klein Strata Unicrown, Rock Shox Judy SL	Rock Shox Judy XC, Rock Shox Judy SL, Klein Strata Unicrown	Rock Shox Judy XC, Rock Shox Judy SL, Klein Strata Unicrown	Rock Shox Judy XC, Rock Shox Judy SL, Klein Strata Unicrown	Bonded Aluminum	Bonded Aluminum	Bonded Aluminum		
Headset	Dia-Compe 1 1/8" A-Headset	Dia-Compe 1 1/8" A-Headset	Dia-Compe 1 1/8" A-Headset	Dia-Compe SA-2 1 1/8" A-Headset with Frame	Dia-Compe SA-2 1 1/8" A-Headset with Frame	Klein Airhead	Klein Airhead	Klein Airhead	Klein Airhead	Klein Airhead	Klein Airhead	Klein Airhead	Klein Airhead	Tange Seiki Levin CDS with Frame	Tange Seiki Levin CDS with Frame	Tange Seiki Levin CDS with Frame		
Handlebar	System 2, 170g	System 2, 170g	Bontrager Race, 145g	Bontrager Race, 145g	Bontrager Race, 145g	Klein MC2	Klein MC2	Klein MC2	Klein MC2	Klein MC2	Klein MC2	Klein MC2	Klein MC2	System 2 Road with Frame	System 2 Road with Frame	System 2 Road with Frame		
Stem	System 2 Alloy A-Head	System 2 Alloy A-Head	System 2 Alloy A-Head	Bontrager Race A-Head Alloy with Frame	Bontrager Race A-Head Alloy with Frame	Klein MC2	Klein MC2	Klein MC2	Klein MC2	Klein MC2	Klein MC2	Klein MC2	Klein MC2	System 2 Cro-Moly Road with Frame	System 2 Cro-Moly Road with Frame	System 2 Cro-Moly Road with Frame		
Bottom bracket/spindle	Shimano BB-UN52	Shimano BB-UN52	Shimano BB-UN72	Klein Precision	Klein Precision	Klein Precision	Klein Precision	Klein Precision	Klein Precision	Titanium Precision	Klein Precision	Klein Precision	Titanium Precision	Klein Precision	Klein Precision	Klein Precision		
Crankset	Shimano STX-RC 170/175	Shimano STX-RC 170/175	Shimano Deore LX 170/175	Shimano Deore XT 175	Shimano Deore LX 175	Shimano XTR 175	Shimano Deore XT 175	Shimano XTR 175	Shimano Deore XT 175	Tune Shimano Deore XT Pattern 170, 172.5, 175, 177.5	Shimano XTR 175	Shimano Deore XT 175	Tune Shimano Deore XT Pattern 170, 172.5, 175, 177.5	Shimano Ultegra 172.5/175	Shimano 105 Miraggio 170/175	Campagnolo Mirage 170/175		
Chainrings	Shimano STX-RC 42/32/22	Shimano STX-RC 42/32/22	Shimano Deore LX 42/32/22	Shimano Deore XT 44/32/22	Shimano Deore LX 42/32/22	Shimano XTR 46/36/26	Shimano Deore XT 44/32/22	Shimano XTR 46/36/26	Shimano Deore XT 44/32/22	Shimano Deore XT 44/32/22	Shimano XTR 46/36/26	Shimano Deore XT 44/32/22	Shimano Deore XT 44/32/22	Shimano Ultegra 53/39	Shimano 105 53/39	Campagnolo Mirage 52/42/32		
Rear derailleur	Shimano Deore LX	Shimano Deore LX	Shimano Deore XT SGS	Shimano Deore XT	Shimano Deore XT	Shimano XTR	Shimano Deore XT	Shimano XTR	Shimano Deore XT	Shimano XTR with Tune Kit	Shimano XTR	Shimano Deore XT	Shimano XTR with Tune Kit	Shimano Ultegra	Shimano 105 SC	Campagnolo Mirage GS		
Front derailleur	Shimano STX-RC Top Swing	Shimano STX-RC Top Swing	Shimano Deore LX Top Swing	Shimano Deore XT Top Swing	Shimano Deore LX Top Swing	Shimano XTR Top Swing	Shimano Deore XT Top Swing	Shimano XTR Top Swing	Shimano Deore XT Top Swing	Shimano XTR Top Swing with Tune Kit	Shimano XTR Top Swing	Shimano Deore XT Top Swing	Shimano XTR Top Swing with Tune Kit	Shimano Ultegra	Shimano 105 SC	Campagnolo Mirage GS		
Shift levers	SRT-800 GripShift X-Ray	SRT-800 GripShift X-Ray	Shimano Deore LX RapidFire SL	Shimano Deore XT RapidFire SL	Shimano Deore LX RapidFire SL	Shimano XTR RapidFire SL	Shimano Deore XT RapidFire SL	Shimano XTR RapidFire SL	Shimano Deore XT RapidFire SL	Shimano Deore XT RapidFire SL with Tune Kit	Shimano XTR RapidFire SL	Shimano Deore XT RapidFire SL	Shimano Deore LX RapidFire SL with Tune Kit	Shimano Ultegra STI	Shimano 105 STI	Campagnolo Mirage Ergo		
Chain	Shimano IGS70	Shimano IGS70	Shimano IGS70	Shimano IGS90	Shimano IGS70	Shimano IGS90	Shimano IGS90	Shimano IGS90	Shimano IGS90	Sedis SC-80	Shimano IGS90	Shimano IGS90	Sedis SC-80	Shimano HG90	Shimano HG70	Sedis SC-30		
Rear cluster	Shimano Deore LX 11-28, Bspd	Shimano Deore LX 11-28, Bspd	Shimano Deore LX 11-28, Bspd	Shimano Deore XT 11-28, Bspd	Shimano Deore LX 11-28, Bspd	Shimano XTR 12-32, Bspd	Shimano Deore XT 11-28, Bspd	Shimano XTR 12-32, Bspd	Shimano Deore XT 11-28, Bspd	Shimano Deore XT 11-28, Bspd	Shimano Deore XT 11-28, Bspd	Shimano Deore XT 11-28, Bspd	Shimano Deore XT 11-28, Bspd	Shimano HG90 12-23T	Shimano HG70 12-23T	Campagnolo Mirage 12-23T		
Front brake	Shimano STX	Shimano STX	Shimano Deore LX V-Brake	Shimano Deore XT M-System	Shimano Deore LX V-Brake	Shimano XTR V-Brake	Shimano Deore XT V-Brake	Shimano XTR V-Brake	Shimano Deore XT V-Brake	Tune Cantilevers	Shimano Deore XT V-Brake	Tune Cantilevers	Shimano Ultegra	Shimano 105 SC	Campagnolo Mirage MonoPlaner			
Rear brake	Shimano STX	Shimano STX	Shimano Deore LX Cantilever	Shimano Deore XT M-System	Shimano Deore LX M-System	Shimano XTR Cantilever	Shimano Deore XT Cantilever	Shimano XTR Cantilever	Shimano Deore XT Cantilever	Avid Tri-Align with Tune Kit	Shimano XT V-Brake	Shimano Deore XT V-Brake	Shimano Deore XT V-Brake with Tune Kit	Shimano Ultegra	Shimano 105 SC	Campagnolo Mirage MonoPlaner		
Brake levers	Dia-Compe PC-7N	Dia-Compe PC-7N	Shimano Deore LX	Shimano Deore XT	Shimano Deore LX	Shimano XTR V-Brake	Shimano Deore XT V-Brake	Shimano XTR V-Brake	Shimano Deore XT V-Brake	Shimano Deore XT with Tune Kit	Shimano XTR V-Brake	Shimano Deore XT V-Brake	Shimano Deore XT V-Brake	Shimano Ultegra	Shimano 105 SC	Campagnolo Mirage		
Front hub	System 2 32 Hole	System 2 32 Hole	System 3 32 Hole	Shimano Deore XT 32 Hole	System 3 32 Hole	Shimano XTR 32 Hole	Shimano Deore XT 32 Hole	Shimano XTR 32 Hole	Shimano Deore XT 32 Hole	Tune Precision 32 Hole	Shimano XTR 32 Hole	Shimano Deore XT 32 Hole	Tune Precision 32 Hole	Shimano Ultegra 32 Hole	Shimano 105 32 Hole	Campagnolo Mirage 32 Hole		
Rear hub	Shimano Deore LX	Shimano Deore LX	Shimano Deore XT 32 Hole	Shimano Deore XT 32 Hole	Shimano Deore LX 32 Hole	Shimano XTR 32 Hole	Shimano Deore XT 32 Hole	Shimano XTR 32 Hole	Shimano Deore XT 32 Hole	Tune Precision 32 Hole	Shimano XTR 32 Hole	Shimano Deore XT 32 Hole	Tune Precision 32 Hole	Shimano Ultegra 32 Hole	Shimano 105 32 Hole	Campagnolo Mirage 32 Hole		
Spokes	14/15g double butted Stainless; 14g drive side rear	14/15g double butted Stainless; 14g drive side rear	14/15g double butted Stainless; 14g drive side rear	14/15g double butted Stainless; 14g drive side rear	14/15g double butted Stainless; 14g drive side rear	14/15g double butted Stainless; 14g drive side rear	14/15g double butted Stainless; 14g drive side rear	14/15g double butted Stainless; 14g drive side rear	14/15g double butted Stainless; 14g drive side rear	14g Titanium; 14/15g stainless drive side rear	14/15g double butted Stainless; 14g drive side rear	14/15g double butted Stainless; 14g drive side rear	14g Titanium; 14/15g stainless drive side rear	14/15g double butted Stainless; 14g drive side rear	14/15g double butted Stainless; 14g drive side rear	14/15g double butted Stainless; 14g drive side rear		
Rims	Matrix Swami SLV Anodized	Matrix Swami SLV Anodized	Matrix Swami SLV Anodized	BCX Red and Blue Anodized	Matrix Swami SLV Anodized	BCX Red and Blue Anodized	BCX Red and Blue Anodized	BCX Red and Blue Anodized	BCX Red and Blue Anodized	BCX Red and Blue Anodized	BCX Red and Blue Anodized	BCX Red and Blue Anodized	BCX Red and Blue Anodized	Matrix Swami SLV Anodized	Matrix Swami SLV Anodized	Matrix Swami SLV Anodized		
Tires	Toga Psycho KS/TS	Toga Psycho KS/TS	Toga Psycho K/T Kevlar Bead	Klein DeathGrip 26 x 2.35"	Toga Psycho K/T Kevlar Bead	Klein DeathGrip 26 x 2.35"	Klein DeathGrip 26 x 2.35"	Klein DeathGrip 26 x 2.35"	Klein DeathGrip 26 x 2.35"	Klein DeathGrip 26 x 2.35"	Klein DeathGrip 26 x 2.35"	Klein DeathGrip 26 x 2.35"	Klein DeathGrip 26 x 2.35"	Klein DeathGrip 26 x 2.35"	Klein Prime 700 x 25C	Klein Prime 700 x 25C		
Rim strips	Cloth	Cloth	Cloth	Cloth	Cloth	Cloth	Cloth	Cloth	Cloth	Cloth	Cloth	Cloth	Cloth	Cloth	Cloth	Cloth		
Tubes	26 x 1.5" Presta	26 x 1.5" Presta	Klein Cloud 9, 100g	Klein Cloud 9, 100g	Klein Cloud 9, 100g	Klein Cloud 9, 100g	Klein Cloud 9, 100g	Klein Cloud 9, 100g	Klein Cloud 9, 100g	Klein Cloud 9, 100g	Klein Cloud 9, 100g	Klein Cloud 9, 100g	Klein Cloud 9, 100g	Presta	Presta	Presta		
Seatpost	System 2 31.6 x 350	System 2 31.6 x 350	System 2 31.6 x 350	System 2 31.6 x 350	System 2 31.6 x 350	Synchros 7075 31.6 x 350	Synchros 7075 31.6 x 350	Synchros 7075 31.6 x 350	Synchros 7075 31.6 x 350	Synchros 7075 31.6 x 350	Synchros 7075 31.6 x 350	Synchros 7075 31.6 x 350	Synchros 7075 31.6 x 350	System 2 27.2 x 250	System 2 27.2 x 250	System 2 27.2 x 250		
Saddle	Vetta TT-TS with Manganese Rails	Vetta TT-TS with Manganese Rails	Vetta TT-TS with Manganese Rails	Vetta TT-TS with Vanadium Rails	Vetta TT-TS with Vanadium Rails	File with Titanium Rails	Vetta TT-TS with Vanadium Rails	File with Titanium Rails	Vetta TT-TS with Vanadium Rails	Vetta TT-TS with Vanadium Rails	File with Titanium Rails	Vetta TT-TS with Vanadium Rails	File with Titanium Rails	Vetta TT-TS with Vanadium Rails	Vetta TT-TS with Manganese Rails	Vetta TT-TS with Manganese Rails		
Pedals	System 2 with clips and straps	System 2 with clips and straps	System 2 with clips and straps	Shimano SPD M747 clipless	Shimano SPD M747 clipless	Shimano SPD M535 clipless	Shimano SPD M747 clipless	Shimano SPD M747 clipless	Shimano SPD M747 clipless	Shimano SPD M747 clipless with Titanium axle	Shimano SPD M747 clipless	Shimano SPD M747 clipless	Shimano SPD M747 clipless with Titanium axle	N/A	N/A	N/A		
Grips/Tape	Klein Instinct	Klein Instinct	Klein Instinct	Klein Instinct	Klein Instinct	Klein Instinct	Klein Instinct	Klein Instinct	Klein Instinct	Klein Instinct	Klein Instinct	Klein Instinct	Klein Instinct	Cork Tape	Cork Tape	Cork Tape		
Frame weight	N/A	N/A	N/A	2.9 lbs.	2.9 lbs.	3.0 lbs.	3.0 lbs.	3.0 lbs.	3.0 lbs.	3.0 lbs.	4.4 lbs.	4.4 lbs.	4.4 lbs.	3.5 lbs.	3.5 lbs.	3.5 lbs.		

Klein bicycles are equipped with components available from sources worldwide. Specifications are subject to change without notice. Mountain bike frame weights are based upon 19" frame. Road bike frame weights are based upon a 57cm frame.

QUANTUM II				QUANTUM PRO				AEOLUS				
Shimano Dura-Ace	Campagnolo Chorus	Shimano Ultegra	Shimano 105 SC	Campagnolo Mirage Triple	Shimano Dura-Ace	Campagnolo Chorus	Shimano Dura-Ace Tune	Shimano Ultegra	Shimano Dura-Ace	Campagnolo Chorus	Shimano Dura-Ace	Shimano Ultegra
Teal/Blue fade	Teal/Blue fade	Teal/Blue fade	Teal/Blue fade	Teal/Blue fade	Burgundy Blue	Burgundy Blue	Burgundy Blue	Sea & Sky				
Bonded Carbon	Bonded Carbon	Bonded Carbon	Bonded Carbon	Bonded Carbon	Klein Aeros	Klein Aeros	Klein Aeros	Bonded Aluminum				
Tange Seiki VR-254 with Frame	Tange Seiki VR-254 with Frame	Tange Seiki VR-254 with Frame	Tange Seiki VR-254 with Frame	Tange Seiki VR-254 with Frame	Klein Airhead	Klein Airhead	Klein Airhead	Tange Seiki VR-254 with Frame				
System 2 Alloy with Frame	System 2 Alloy with Frame	System 2 Alloy with Frame	System 2 Alloy with Frame	System 2 Alloy with Frame	ITM Pro 2, 250g with Frame	ITM Pro 2, 250g with Frame	ITM Pro 2, 250g with Frame	ITM Ergo Aero with Frame				
System 2 Cro-Moly Road with Frame	System 2 Cro-Moly Road with Frame	System 2 Cro-Moly Road with Frame	System 2 Cro-Moly Road with Frame	System 2 Cro-Moly Road with Frame	Klein Airhead with Frame	Klein Airhead with Frame	Klein Airhead with Frame	System 2 Cro-Moly Road with Frame				
Klein Precision	Klein Precision	Klein Precision	Klein Precision	Klein Precision	Klein Precision	Klein Precision	Titanium Precision	Klein Precision				
Shimano Dura-Ace 112.5/175	Campagnolo Chorus 112.5/175	Shimano Ultegra 112.5/175	Shimano 105 112.5/175	Campagnolo Mirage 112.5/175	Shimano Dura-Ace 112.5/175	Campagnolo Chorus 112.5/175	Shimano Dura-Ace with Tune Kit 112.5/175	Shimano Ultegra 112.5/175				
Shimano Dura-Ace 53/39	Campagnolo Chorus 53/39	Shimano Ultegra 53/39	Shimano 105 53/39	Campagnolo Mirage 52/42/32	Shimano Dura-Ace 53/39	Campagnolo Chorus 53/39	Shimano Dura-Ace 53/39	Shimano Ultegra 53/39 or 56/42 for 650 wheels				
Shimano Dura-Ace Chorus	Campagnolo Chorus	Shimano Ultegra Chorus	Shimano 105 SC	Campagnolo Mirage GS	Shimano Dura-Ace Chorus	Campagnolo Chorus	Shimano Dura-Ace with Tune Kit	Shimano Ultegra				
Shimano Dura-Ace Chorus	Campagnolo Chorus	Shimano Ultegra Chorus	Shimano 105 SC	Campagnolo Mirage GS	Shimano Dura-Ace Chorus	Campagnolo Chorus	Campagnolo Record with Tune Kit	Shimano Ultegra				
Shimano Dura-Ace STI	Campagnolo Chorus Ergo	Shimano Ultegra STI	Shimano 105 STI	Campagnolo Mirage Ergo	Shimano Dura-Ace STI	Campagnolo Chorus Ergo	Shimano Dura-Ace STI with Tune Kit	Shimano Ultegra STI				
Shimano Dura-Ace Sedis SC-90	Shimano HG90	Shimano HG70	Sedis SC-30	Shimano Dura-Ace Sedis SC-90	Shimano Dura-Ace Sedis SC-90	Shimano Dura-Ace Sedis SC-90	Shimano HG90	Shimano HG90				
Shimano Dura-Ace 12-23T	Campagnolo Chorus 12-23T	Shimano HG90 12-23T	Shimano HG70 12-23T	Campagnolo Mirage 12-23T	Shimano Dura-Ace 12-23T	Campagnolo Chorus 12-23T	Shimano Dura-Ace 12-23T	Shimano Ultegra 12-23T				
Shimano Dura-Ace Chorus Dual Pivot	Campagnolo Chorus Dual Pivot	Shimano Ultegra Chorus Dual Pivot	Shimano 105 SC	Campagnolo Mirage MonoPlaner	Shimano Dura-Ace Chorus Dual Pivot	Campagnolo Chorus Dual Pivot	Shimano Dura-Ace with Tune Kit	Shimano Ultegra				
Shimano Dura-Ace Chorus Dual Pivot	Campagnolo Chorus Dual Pivot	Shimano Ultegra Chorus Dual Pivot	Shimano 105 SC	Campagnolo Mirage MonoPlaner	Shimano Dura-Ace Chorus Dual Pivot	Campagnolo Chorus Dual Pivot	Shimano Dura-Ace with Tune Kit	Shimano Ultegra				
Shimano Dura-Ace Chorus 32 Hole	Campagnolo Chorus 32 Hole	Shimano Ultegra 32 Hole	Shimano 105 SC	Campagnolo Mirage 32 Hole	Shimano Dura-Ace Chorus 32 Hole	Campagnolo Chorus 32 Hole	Tune 28 Hole with Tune GR	Sprinyer RevX				
Shimano Dura-Ace 14/15g double butted Stainless; 14g drive side rear	14/15g double butted Stainless; 14g drive side rear	14/15g double butted Stainless; 14g drive side rear	14/15g double butted Stainless; 14g drive side rear	14/15g double butted Stainless; 14g drive side rear	14/15g double butted Stainless; 14g drive side rear	14/15g double butted Stainless; 14g drive side rear	14/15g double butted Stainless; 14g drive side rear	14g Titanium; 14/15g butted Stainless drive side rear	N/A			
Matrix Aurora Ceramic	Matrix Aurora Ceramic	Matrix Aurora Silver Anodized	Matrix Aurora Silver Anodized	Matrix Aurora Silver Anodized	Matrix Aurora Silver Ceramic	Matrix Aurora Silver Ceramic	Campagnolo Omega V	Sprinyer ES08/200C/59.63 mm				
Klein Prime 700 x 25C	Klein Prime 700 x 25C	Klein Prime 700 x 25C	Klein Prime 700 x 25C	Klein Prime 700 x 25C	Klein Prime 700 x 25C	Klein Prime 700 x 25C	Klein Prime 700 x 25C	Victoria Tubular; 140g	Continental ES08/ Klein Prime 200C			
Cloth	Cloth	Cloth	Cloth	Cloth	Cloth	Cloth	Cloth	N/A	Cloth			
Presta	Presta	Presta	Presta	Presta	Presta	Presta	Presta	N/A	Presta			
System 2 31.6 x 250	System 2 31.6 x 250	System 2 31.6 x 250	System 2 31.6 x 250	System 2 31.6 x 250	Synchros 31.6 x 230	Synchros 31.6 x 230	Synchros 31.6 x 230	Synchros 31.6 x 230				
Fite with Titanium Rails	Fite with Titanium Rails	Vetta TT-TS with Vanadium Rails	Vetta TT-TS with Manganese Rails	Vetta TT-TS with Manganese Rails	Fite with Titanium Rails	Fite with Titanium Rails	Vetta TT-TS with Carbon Rails	Vetta TT-TS with Vanadium Rails				
N/A	N/A	N/A	N/A	N/A	N/A	N/A	N/A	N/A				
Cork Tape	Cork Tape	Cork Tape	Cork Tape	Cork Tape	Cork Tape	Cork Tape	Cork Tape	Cork Tape				
2.7 lbs.	2.7 lbs.	2.7 lbs.	2.7 lbs.	2.7 lbs.	2.7 lbs.	2.7 lbs.	2.7 lbs.	2.7 lbs.				

GEOMETRY

	FRAME SIZE		STAND-OVER	BOTTOM BRACKET	TOP TUBE	CHAIN STAY	WHEEL BASE	FRONT FORK RAKE	TOP TUBE ANGLE	SEAT TUBE ANGLE	HEAD TUBE ANGLE	
	Typical rider	Typical rider										
PULSE COMP™	18/046	5'0"-5'4"	152-162	27.78/50.76	11.4/29.00	22.03/55.4	16.40/41.70	40.07/101.80	1.38/3.49	17.20°	73.2°	71.0°
	19/048	5'4"-5'7"	162-170	28.98/72.59	11.5/29.20	22.76/57.4	16.40/41.70	40.67/103.30	1.38/3.49	12.50°	73.2°	71.5°
	20/053	5'7"-5'10"	170-177	29.62/75.23	11.7/29.70	23.38/59.4	16.40/41.70	41.21/104.70	1.38/3.49	8.27°	73.2°	72.0°
	21/055	5'10"-6'1"	177-185	30.68/77.93	11.8/30.00	23.60/59.9	16.40/41.70	41.64/105.80	1.50/3.81	8.47°	73.2°	72.2°
	22/057	6'1"-6'8"	185-198	31.76/80.72	11.8/30.20	24.05/61.1	16.40/41.70	42.04/106.80	1.50/3.81	8.07°	73.2°	72.2°
	18/046	5'0"-5'4"	152-162	27.42/69.85	11.4/29.00	22.02/55.9	16.40/41.70	40.07/101.80	1.38/3.49	15.40°	73.2°	71.0°
	19/048	5'4"-5'7"	162-170	28.21/71.55	11.5/29.20	22.78/57.9	16.40/41.70	40.67/103.30	1.38/3.49	10.50°	73.2°	71.5°
	20/053	5'7"-5'10"	170-177	29.62/75.23	11.7/29.70	23.38/59.4	16.40/41.70	41.21/104.70	1.38/3.49	8.20°	73.2°	72.0°
	21/055	5'10"-6'1"	177-185	30.66/77.88	11.8/30.00	23.70/60.2	16.40/41.70	41.64/105.80	1.50/3.81	8.40°	73.2°	72.2°
	22/057	6'1"-6'8"	185-198	31.76/80.72	11.8/30.20	24.05/61.1	16.40/41.70	42.04/106.80	1.50/3.81	8.00°	73.2°	72.2°
HERSCHEL™	19/048	5'4"-5'7"	162-170	30.70/77.98	11.5/29.20	22.78/57.9	16.40/41.70	40.67/103.30	1.38/3.49	10.50°	73.2°	71.5°
	20/053	5'7"-5'10"	170-177	31.76/80.67	11.7/29.70	23.38/59.4	16.40/41.70	41.21/104.70	1.38/3.49	8.20°	73.2°	72.0°
	21/055	5'10"-6'1"	177-185	32.72/83.11	11.8/30.00	23.70/60.2	16.40/41.70	41.64/105.80	1.50/3.81	8.40°	73.2°	72.2°
	20/151	5'2"-5'4"	157-162	29.80/75.69	10.5/26.67	21.05/53.5	16.30/41.40	38.10/96.77	1.50/3.81	0°	74.0°	73.5°
	20/953	5'4"-5'6"	162-167	30.60/77.72	10.6/26.92	21.54/54.7	16.30/41.40	38.60/98.04	1.50/3.81	0°	74.0°	73.5°
	21/755	5'6"-5'8"	167-172	31.50/80.01	10.7/27.18	22.01/55.9	16.30/41.40	39.10/99.31	1.50/3.81	0°	74.0°	73.5°
	22/457	5'11"-6'1"	172-180	32.48/82.30	10.8/27.43	22.48/57.1	16.30/41.40	39.40/100.68	1.50/3.81	0°	74.0°	74.0°
	23/259	5'11"-6'1"	180-185	33.20/84.33	10.9/27.69	22.95/58.3	16.30/41.40	40.00/101.00	1.50/3.81	0°	74.0°	74.0°
	24/061	6'1"-6'3"	185-190	34.10/86.61	11.0/27.94	23.43/59.6	16.30/41.40	40.50/101.50	1.50/3.81	0°	74.0°	74.0°
	24/863	6'3"-6'5"	190-195	34.80/88.39	11.0/27.94	23.90/60.7	16.30/41.40	40.90/103.89	1.50/3.81	0°	74.0°	74.0°
QUANTUM II	20/151	5'2"-5'4"	157-162	29.80/75.69	10.5/26.67	21.05/53.5	16.30/41.40	37.90/96.47	1.375/3.49	0°	74.0°	73.5°
	20/953	5'4"-5'6"	162-167	30.60/77.72	10.6/26.92	21.54/54.7	16.30/41.40	38.48/97.74	1.375/3.49	0°	74.0°	73.5°
	21/755	5'6"-5'8"	167-172	31.50/80.01	10.7/27.18	22.01/55.9	16.30/41.40	38.98/99.01	1.375/3.49	0°	74.0°	73.5°
	22/457	5'8"-5'11"	172-180	32.48/82.30	10.8/27.43	22.48/57.1	16.30/41.40	39.28/99.77	1.375/3.49	0°	74.0°	74.0°
	23/259	5'11"-6'1"	180-185	33.20/84.33	10.9/27.69	22.95/58.3	16.30/41.40	39.88/101.30	1.375/3.49	0°	74.0°	74.0°
	24/061	6'1"-6'3"	185-190	34.10/86.61	11.0/27.94	23.43/59.6	16.30/41.40	40.28/102.31	1.375/3.49	0°	74.0°	74.0°
	24/863	6'3"-6'5"	190-195	34.80/88.39	11.0/27.94	23.90/60.7	16.30/41.40	40.78/103.58	1.375/3.49	0°	74.0°	74.0°
	20/151	5'2"-5'4"	157-162	29.36/74.57	10.3/26.20	21.06/53.5	14.73/37.40	38.58/96.0	1.375/3.49	0°	78.0°	72.0°
	20/953	5'4"-5'6"	162-167	30.14/76.55	10.4/26.40	21.54/54.7	14.73/37.40	38.18/95.5	1.375/3.49	0°	78.0°	72.0°
	21/755	5'6"-5'8"	167-172	30.91/78.51	10.5/26.70	22.01/55.9	14.73/37.40	39.78/101.0	1.375/3.49	0°	78.0°	72.0°
AEOLUS	22/457	5'8"-5'11"	172-180	31.69/80.49	10.6/26.90	22.48/57.1	14.73/37.40	40.37/102.5	1.375/3.49	0°	78.0°	72.0°
	23/259	5'11"-6'1"	180-185	32.51/82.57	10.7/27.20	22.95/58.3	15.50/39.40	41.41/105.2	1.5/3.81	0°	78.0°	72.5°
	24/061	6'1"-6'3"	185-190	33.28/84.53	10.8/27.40	24.21/61.5	15.50/39.40	42.78/105.7	1.5/3.81	0°	78.0°	72.5°
	24/863	6'3"-6'5"	190-195	33.66/84.98	10.8/27.40	24.70/62.7	15.50/39.40	43.35/110.1	1.5/3.81	0°	78.0°	72.5°

All dimensions are in inches/centimeters unless otherwise stated.

KLEIN BICYCLE CORPORATION LIMITED WARRANTY

Klein Bicycle Corporation warrants each new Klein bicycle frame and rigid fork against defects in workmanship and materials for the first five years of ownership by original owner. Klein Bicycle Corporation likewise warrants all original parts, excluding suspension forks, for a period of one year from the date of purchase. Suspension forks shall be covered under the stated warranty of their original manufacturers. Paint and decals are warranted for one year. This warranty is expressly limited to the repair or replacement of a defective frame, fork, or defective part and is the sole remedy of the warranty. This warranty applies only to the original owner and is not transferable.



J. MAXWELL FINISHES
THE LARGEST SELECTION OF FINISHES IN L.A.
8830 Beverly Blvd., Los Angeles, CA 90048
(213) 651-0301, MAXWELL.FIN

DESIGN & MANUFACTURING • KLEIN BICYCLE CORPORATION • 118 KLEIN ROAD • CHEHALIS, WASHINGTON 98532
CUSTOMER SERVICE • KLEIN BICYCLE CORPORATION • 801 WEST MADISON STREET • P.O. BOX 185 • WATERLOO, WISCONSIN 53594
FOR THE KLEIN DEALER NEAREST YOU CALL: 1-800-52-KLEIN