

# THE BOOK



**SpeakerCraft®**



# BOLD PERFORMANCE

SpeakerCraft has been turning houses into homes for nearly four decades with audio breakthroughs that make every listening moment more meaningful. The choice of custom installers for its bold performance, SpeakerCraft combines premier audio with designer aesthetics to fill the home with music and audio enjoyment inside and out.

We have created groundbreaking products and sophisticated features such as WavePlane™ fully pivoting speakers and the adjustable ARC Tweeter Array™.

Our AIM Speakers are CEDIA Hall of Fame winners, and with the new AIM Series 2 line, SpeakerCraft takes this legendary performance to an entirely new level.



For pricing and information,  
please visit: [store.corebrands.com](https://store.corebrands.com)



<b>Profile Speakers</b>	<b>6</b>
AIM Series 2 Speakers	7
AIM In-Ceiling Speakers	10
AIM Dolby Atmos® enabled systems	14
AIM In-Wall Speakers	21
CRS In-Ceiling Speakers	25
AccuFit UltraSlim Speakers	28
<b>Production Speakers &amp; Multi-Packs</b>	<b>29</b>
Production Speakers	29
Multi-Packs	31
<b>Seamless Speakers</b>	<b>33</b>
<b>Commercial Speakers</b>	<b>34</b>
<b>Subwoofers</b>	<b>36</b>
<b>Landscape Speakers</b>	<b>38</b>
Satellite Speakers	39
In-ground Subwoofers	40
Landscape Accessories	41
<b>Outdoor Speakers</b>	<b>42</b>
Under Eave Speaker	43
Rock Speakers	44
<b>Amplifiers</b>	<b>45</b>
<b>Control</b>	<b>47</b>
Multi-Room Audio	49
Interfaces	50
<b>Accessories</b>	<b>51</b>
Electronics	57
<b>Volume Control</b>	<b>59</b>
<b>Installation Accessories</b>	<b>62</b>

# OUR HISTORY

We have been innovators ever since pioneering in-wall/in-ceiling speakers, and are internationally recognized for our award-winning and technologically groundbreaking architectural speakers. Our reputation is built on the performance and value delivered by our products, plus the dedicated customer service and technical support provided by our people.

SpeakerCraft provides a wide range of playback products, from an incredible selection of speakers to amplifiers and control systems. All are designed to blend the sounds you enjoy with the life you live — music, movies, TV, news, sports, and even podcasts — throughout your home. Every SpeakerCraft speaker is backed by our Lifetime Limited Warranty. Always the innovator, SpeakerCraft products are designed in-house by top audio engineers with cutting-edge technologies and the highest quality materials.



AIM  
SERIES 2

2015

Launched AIM Series 2 speaker line, the first architectural speaker with ARC Tweeter Array™, winning several CE industry awards

Profile™

2011

Introduced Profile Series with flangeless bezel design

WavePlane™  
TECHNOLOGY

2003

Delivered WavePlane™ technology to market

AIM  
SERIES

1999

Debuted patented AIM technology, a fully pivoting speaker for ceiling installations

1996

Developed the first dual tweeter configuration that plays both channels from a single speaker

LIMITED  
LIFETIME  
WARRANTY

1994

Introduced the SpeakerCraft Lifetime Warranty

1981

Produced the first in-wall speaker for residential applications

2016

Launched the first Dolby Atmos® enabled in-wall height speaker.

2012

Joined with leading custom home control, power and audio brands to become the premier speaker brand for Core Brands

2004

Introduced the first aim-able Tweeter and Woofer in an in-wall speaker

2001

Introduced the Aluminum Grille

1998

Produced the first pivoting tweeter for architectural loudspeakers

1995

Brought the world the Micro-perforated grille

1985

Became an original equipment manufacturer (OEM) for many top speaker brands

# PROFILE SPEAKERS

Created for the homeowner with a keen eye for aesthetics, the ultra-thin “flangeless” Profile speaker grille is barely visible. Precise engineering and the use of neodymium magnets enables the Profile series to blend seamlessly into the surface and not compete for attention with mounted artwork or other design features in the home. The speaker rests virtually flush with the wall or ceiling and the final appearance is pure grille with only the slightest edge to create a smooth, finished result. The sound of course is equally impressive, with realism and dynamics that deliver every nuance the original artists intended.

Our newest introduction to the Profile family is AIM Series 2. With an updated design that leverages new technologies and materials, this award winning architectural series meets the needs of discerning listeners for whom sonic performance is pivotal to the enjoyment of whole home entertainment.

Both Square and Round grilles  
are available for Profile speakers.

For pricing and information,  
please visit: [store.corebrands.com](https://store.corebrands.com)



# AIM SERIES 2

## The Legend ReCrafted.

SpeakerCraft's bold performance has made it the go-to choice for custom installers around the globe. Our latest breakthrough is the AIM Series 2 line of in-ceiling speakers. AIM Series 2 takes the legendary AIM performance and elevates it to an entirely new standard.

More revolutionary than evolutionary, AIM Series 2 was 100% ReCrafted to support sophisticated installations, demanding sonic performance, and advanced object-based surround audio platforms.

By incorporating multiple tweeters in a line array, AIM Series 2 delivers focused high frequencies farther into the listening area so that, acoustically, listeners enjoy a much larger sweet spot. The adjustable and pivoting ARC Tweeter Array™ delivers the most accurate sound placement of any architectural speaker. The reimagined WavePlane™ couples with the Acoustic Vortex Eliminators to improve sound delivery, while the co-molded materials in SpeakerCraft's Acoustic Isolation Technology™ reduce structural resonance.



# Object-Based Surround Systems Utilizing AIM Series 2


## Why Object-Based Systems?

Object-Based Audio essentially reverses the relationship between speakers and the audio signal. Rather than the channel dictating where a speaker is placed, such as in a 7.1 surround sound system where the left front speaker channel pairs with the left front speaker, Object-Based Audio uses the speaker's placement to decide what audio should emanate from it. This makes Object-Based Audio systems like Dolby Atmos® more adaptive to the environment, and more immersive for listeners.

Object-Based Audio allows content makers to decide where individual sounds originate and how they move through the three-dimensional space. This is particularly useful for video entertainment in a home theater. Object-Based Audio adapts to its environment no matter how many speakers are used. It becomes easier to accurately reproduce realistic audio that fully envelops the listener when more speakers are used in the audio environment.



Object-Based Audio renders sound in a three-dimensional space.



AIM Series 2 In-Ceiling Speakers deliver superior sound and can be aimed directly at the listener for more uniform sonic coverage.



The new ATX100 in-wall speaker reflects sound off the ceiling for a fully immersive effect.





## AIM8 FIVE Series 2

In-Ceiling Aim-able Speaker

Order# AIM285

- Flangeless appearance
  - 8" DuPont™ Kevlar® Fiber Cone Woofer with 15° Pivoting Capability
  - ARC Tweeter Array incorporating two (2) - 3/4" and two (2) 5/8" Aluminum / Magnesium Dome Tweeters with 15° Pivoting & 359° Rotational Capability
  - WavePlane Technology with Vortex Eliminators
  - Acoustic Isolation Technology to minimize acoustic energy transfer to mounting and surrounding surfaces
  - Front-Mounted Switches Allow for up to +/- 3dB of Dialog Presence and
- Treble Adjustment
  - Timbre-Matched to all FIVE Level Speakers
  - Sensitivity: 90dB 1W/1m
  - Maximum SPL: 112dB
  - Power Handling: 175 Watts
  - Impedance: 8 Ohm Nominal
  - Frequency Response: 33Hz-20kHz
  - Diameter x Depth: 11 1/16" x 6" (280mm x 152mm) (with Grille)
  - Cut-Out Diameter: 9 7/8" (250mm)

## Timbre-Matched Driver Materials

All Profile Series speakers use the finest acoustic materials to fit any application and budget. Each material is sonically matched to all other speakers within its family, delivering consistent performance and tonal quality.

### ONE Series

Polypropylene driver and silk dome tweeters work well in highly reflective rooms that have tile or hardwood flooring.

### TWO Series

Fiberglass driver and silk dome tweeters are designed to produce a softer, more natural sound.

### THREE Series

Aluminum driver and aluminum tweeters are made to sound crisp and forward, often a good choice for digital recordings, live concerts and movies.

### FIVE Series

Kevlar® driver with aluminum / magnesium tweeters produce the highest quality sound without coloration.



## AIM8 THREE Series 2

In-Ceiling Aim-able Speaker

Order# AIM283

- Flangeless appearance
  - 8" Glass Fiber Cone Woofer with 15° Pivoting Capability
  - ARC Tweeter Array incorporating two (2) - 3/4" and two (2) 5/8" Aluminum Dome Tweeters with 15° Pivoting & 359° Rotational Capability
  - WavePlane Technology with Vortex Eliminators
  - Acoustic Isolation Technology to minimize acoustic energy transfer to mounting and surrounding surfaces
  - Front-Mounted Switches Allow for up to +/- 3dB of Dialog Presence and Treble Adjustment
- Timbre-Matched to all THREE Level Speakers
  - Sensitivity: 88dB 1W/1m
  - Maximum SPL: 110dB
  - Power Handling: 175 Watts
  - Impedance: 8 Ohm Nominal
  - Frequency Response: 35Hz-20kHz
  - Diameter x Depth: 11 1/16" x 6" (280mm x 152mm) (with Grille)
  - Cut-Out Diameter: 9 7/8" (250mm)



## AIM8 TWO Series 2

In-Ceiling Aim-able Speaker

Order# AIM282

- Flangeless appearance
  - 8" Glass Fiber Cone Woofer with 15° Pivoting Capability
  - ARC Tweeter Array incorporating two (2) - 3/4" and two (2) 5/8" Silk Dome Tweeters with 15° Pivoting & 359° Rotational Capability
  - WavePlane Technology with Vortex Eliminators
  - Acoustic Isolation Technology to minimize acoustic energy transfer to mounting and surrounding surfaces
  - Front-Mounted Switch Allow for up to +/- 3dB of Treble Adjustment
- Timbre-Matched to all TWO Level Speakers
  - Sensitivity: 87dB 1W/1m
  - Maximum SPL: 108dB
  - Power Handling: 150 Watts
  - Impedance: 8 Ohm Nominal
  - Frequency Response: 37Hz-20kHz
  - Diameter x Depth: 11 1/16" x 6" (280mm x 152mm) (with Grille)
  - Cut-Out Diameter: 9 7/8" (250mm)



## AIM7 FIVE Series 2

In-Ceiling Aim-able  
Speaker

**Order# AIM275**

- Flangeless appearance
- 7" Kevlar® Cone Woofer with 15° Pivoting Capability
- ARC Tweeter Array incorporating four (4) - 5/8" Aluminum / Magnesium Dome Tweeters with 15° Pivoting & 359° Rotational Capability
- WavePlane Technology with Vortex Eliminators
- Acoustic Isolation Technology to minimize acoustic energy transfer to mounting and surrounding surfaces
- Front-Mounted Switches Allow for up to +/- 3dB of Dialog Presence and Treble Adjustment
- Timbre-Matched to all FIVE Level Speakers
- Sensitivity: 90dB 1W/1m
- Maximum SPL: 111dB
- Power Handling: 150 Watts
- Impedance: 8 Ohm Nominal
- Frequency Response: 35Hz-20kHz
- Diameter x Depth: 9 5/8" x 5 1/2" 244mm x 140mm (with Grille)
- Cut-Out Diameter: 8 7/16" (214mm)



## AIM7 THREE Series 2

In-Ceiling Aim-able  
Speaker

**Order# AIM273**

- Flangeless appearance
- 7" Aluminum Cone Woofer with 15° Pivoting Capability
- ARC Tweeter Array incorporating four (4) - 5/8" Aluminum Dome Tweeters with 15° Pivoting & 359° Rotational Capability
- WavePlane Technology with Vortex Eliminators
- Acoustic Isolation Technology to minimize acoustic energy transfer to mounting and surrounding surfaces
- Front-Mounted Switches Allow for up to +/- 3dB of Dialog Presence and Treble Adjustment
- Timbre-Matched to all THREE Level Speakers
- Sensitivity: 89dB 1W/1m
- Maximum SPL: 109dB
- Power Handling: 150 Watts
- Impedance: 8 Ohm Nominal
- Frequency Response: 37Hz-20kHz
- Diameter x Depth: 9 5/8" x 5 1/2" 244mm x 140mm (with Grille)
- Cut-Out Diameter: 8 7/16" (214mm)



## AIM7 TWO Series 2

In-Ceiling Aim-able  
Speaker

**Order# AIM272**

- Flangeless appearance
- 7" Glass Fiber Cone Woofer with 15° Pivoting Capability
- ARC Tweeter Array incorporating four (4) - 5/8" Silk Dome Tweeters with 15° Pivoting & 359° Rotational Capability
- WavePlane Technology with Vortex Eliminators
- Acoustic Isolation Technology to minimize acoustic energy transfer to mounting and surrounding surfaces
- Front-Mounted Switch Allows for up to +/- 3dB of Treble Adjustment
- Timbre-Matched to all TWO Level Speakers
- Sensitivity: 88dB 1W/1m
- Maximum SPL: 107dB
- Power Handling: 125 Watts
- Impedance: 8 Ohm Nominal
- Frequency Response: 40Hz-20kHz
- Diameter x Depth: 9 5/8" x 5 1/2" 244mm x 140mm (with Grille)
- Cut-Out Diameter: 8 7/16" (214mm)



## AIM5 FIVE Series 2

In-Ceiling Aim-able Speaker

Order# AIM255

- Flangeless appearance
- 5 1/4" Kevlar® Cone Woofer with 15° Pivoting Capability
- ARC Tweeter Array incorporating three (3) - 5/8" Aluminum / Magnesium Dome Tweeters with 15° Pivoting & 359° Rotational Capability
- WavePlane Technology with Vortex Eliminators
- Acoustic Isolation Technology to minimize acoustic energy transfer to mounting and surrounding surfaces
- Front-Mounted Switches Allow for up to +/- 3dB of Dialog Presence and Treble Adjustment
- Timbre-Matched to all FIVE Level Speakers
- Sensitivity: 89dB 1W/1m
- Maximum SPL: 108dB
- Power Handling: 125 Watts
- Impedance: 8 Ohm Nominal
- Frequency Response: 37Hz-20kHz
- Diameter x Depth: 8" x 4 7/8" 203mm x 124mm (with Grille)
- Cut-Out Diameter: 6 11/16" (170mm)



## AIM5 THREE Series 2

In-Ceiling Aim-able Speaker

Order# AIM253

- Flangeless appearance
- 5 1/4" Aluminum Cone Woofer with 15° Pivoting Capability
- ARC Tweeter Array incorporating three (3) - 5/8" Aluminum Dome Tweeters with 15° Pivoting & 359° Rotational Capability
- WavePlane Technology with Vortex Eliminators
- Acoustic Isolation Technology to minimize acoustic energy transfer to mounting and surrounding surfaces
- Front-Mounted Switches Allow for up to +/- 3dB of Dialog Presence and Treble Adjustment
- Timbre-Matched to all THREE Level Speakers
- Sensitivity: 88dB 1W/1m
- Maximum SPL: 107dB
- Power Handling: 125 Watts
- Impedance: 8 Ohm Nominal
- Frequency Response: 40Hz-20kHz
- Diameter x Depth: 8" x 4 7/8" 203mm x 124mm (with Grille)
- Cut-Out Diameter: 6 11/16" (170mm)



## AIM5 TWO Series 2

In-Ceiling Aim-able Speaker

Order# AIM252

- Flangeless appearance
- 5 1/4" Glass Fiber Cone Woofer with 15° Pivoting Capability
- ARC Tweeter Array incorporating three (3) - 5/8" Aluminum Tweeters with 15° Pivoting & 359° Rotational Capability
- WavePlane Technology with Vortex Eliminators
- Acoustic Isolation Technology to minimize acoustic energy transfer to mounting and surrounding surfaces
- Front-Mounted Switch Allows for up to +/- 3dB of Treble Adjustment
- Timbre-Matched to all TWO Level Speakers
- Sensitivity: 87dB 1W/1m
- Maximum SPL: 106dB
- Power Handling: 100 Watts
- Impedance: 8 Ohm Nominal
- Frequency Response: 42Hz-20kHz
- Diameter x Depth: 8" x 4 7/8" 203mm x 124mm (with Grille)
- Cut-Out Diameter: 6 11/16" (170mm)



## AIM8 DT THREE Series 2

In-Ceiling Aim-able Speaker

Order# AIM283DT

- For use as a uni-point, stereo sound source
- Flangeless appearance 8" Aluminum Cone Woofer with 15° Pivoting Capability
- ARC Tweeter Array incorporating two (2) 3/4" and two (2) 5/8" Aluminum Dome Tweeters with 15° Pivoting & 359° Rotational capability
  - One (1) 3/4" and (1) 5/8" Aluminum Dome Tweeter devoted to Left Channel
  - One (1) 3/4" and (1) 5/8" Aluminum Dome Tweeter devoted to Right Channel
- WavePlane Technology with Vortex Eliminators
- New Acoustic Isolation Technology to minimize acoustic energy transfer to mounting and surrounding surfaces
- Front-Mounted Switch Allows for up to +/- 3dB of Treble Adjustment
- Timbre-Matched to all THREE Level Speakers
- Sensitivity: 90dB 1W/1m
- Maximum SPL: 110dB
- Power Handling: 150 Watts
- Impedance: 8 Ohm Nominal
- Frequency Response: 40Hz-20kHz
- Diameter x Depth: 11 1/16" x 6" 280mm x 152mm (with Grille)
- Cut-Out Diameter: 9 7/8" (250mm)

## Dual Tweeter & Surround Speakers

Special circumstances call for specialized speakers. The DT models are dual-tweeter in-ceiling stereo speakers that are an ideal option in place of a pair of speakers. These speakers produce both left and right channels and can complete a multi-room system throughout the home.

SR Models feature an acoustic compensation switch that allows for a more diffused sound or more direct sound to be created from the speaker. You can use the Diffuse setting when using the speaker as a "side effects loudspeaker," and the Direct setting when using the speaker as a "rear effects loudspeaker."



## AIM7 DT THREE Series 2

In-Ceiling Aim-able Speaker

Order# AIM273DT

- For use as a uni-point, stereo sound source
- Flangeless appearance 7" Dual Voice Coil Aluminum Cone Woofer with 15° Pivoting Capability
- ARC Tweeter Array incorporating four (4) 5/8" Aluminum Dome Tweeters with 15° Pivoting & 359° Rotational capability
  - Two (2) 5/8" Aluminum Dome Tweeters devoted to Left Channel
  - Two (2) 5/8" Aluminum Dome Tweeters devoted to Right Channel
- WavePlane Technology with Vortex Eliminators
- Acoustic Isolation Technology to minimize acoustic energy transfer to mounting and surrounding surfaces
- Front-Mounted Switch Allows for up to +/- 3dB of Treble Adjustment
- Timbre-Matched to all THREE Level Speakers
- Sensitivity: 89dB 1W/1m
- Maximum SPL: 109dB
- Power Handling: 150 Watts
- Impedance: 8 Ohm Nominal
- Frequency Response: 45Hz-20kHz
- Diameter x Depth: 9 5/8" x 5 1/2" (244mm x 140mm) (with Grille)
- Cut-Out Diameter: 8 7/16" (214mm)



## AIM7 SR THREE Series 2

In-Ceiling Aim-able Speaker

Order# AIM273SR

- For use as a surround effects speaker due to its wide dispersion characteristics
- Flangeless appearance 7" Aluminum Cone Woofer with 15° Pivoting Capability
- Multi-Axis ARC Tweeter Array incorporating four (4) 5/8" Aluminum Dome Tweeters with 15° Pivoting & 359° Rotational capability
- The Multi-Axis ARC Tweeter Array adds a "slight twist" to the ARC array putting two of the 5/8" Aluminum Dome Tweeters on a slightly different axis than the other two
- WavePlane Technology with Vortex Eliminators
- Acoustic Isolation Technology to minimize acoustic energy transfer to mounting and surrounding surfaces
- Front-Mounted Switches Allow for up to +/- 3dB
- Timbre-Matched to all THREE Level Speakers
- Sensitivity: 89dB 1W/1m
- Maximum SPL: 109dB
- Power Handling: 150 Watts
- Impedance: 8 Ohm Nominal
- Frequency Response: 40Hz-20kHz
- Diameter x Depth: 9 5/8" x 5 1/2" 244mm x 140mm
- Cut-Out Diameter: 8 7/16" (214mm)


# A NEW HEIGHT IN HOME THEATER AUDIO

## AIM SERIES 2 DOLBY ATMOS® ENABLED SYSTEMS

The SpeakerCraft heritage is one of breakthrough innovation. The new AIM Series 2 In-Wall family embraces that tradition, with innovations crafted for Dolby Atmos® and other object-based surround audio formats. Dolby Atmos delivers a more immersive and enveloping experience than traditional surround systems. It allows content creators to mix multi-channel audio as never before. We crafted this new line as the first in-wall systems designed to bring out the maximum performance of Dolby Atmos.

At the heart of these systems is the world's first Dolby Atmos® enabled in-wall height speaker – the **ATX100** – which delivers the “height” elements that define the enveloping Dolby Atmos surround experience. The “height” elements are not just a ceiling delivery of the audio signal – they are essential “from above” parts of the soundtrack that work with the front, side, and rear content information for maximum immersion. The **ATX100** projects the height content to reflect off the ceiling, showering the listener in an enveloping home theater experience. When paired with the new AIM Series 2 in-wall speakers – the **AIM LCR5 FIVE Series 2** or the **AIM LCR5 TWO Series 2** – the combination creates a bold, premium, and amazingly immersive speaker system. These new systems deliver an exceptional Dolby Atmos enabled home theater experience for any room or budget.






## THE ENVELOPING SOUND EXPERIENCE:

### Figure 1

- The upward-firing drivers in the **ATX100** reflect the Dolby Atmos "height" elements of the ceiling for the ultimate enveloping experience.
- The Arrayed Point Source™ tweeter module in the **AIM Series 2 LCR5** family maximizes uniform dispersion in the critical midrange and high frequencies.

The Dolby Atmos enabled **AIM Series 2 LCR5** speaker systems can be combined with rear and side in-wall or in-ceiling configurations to meet the needs of any installation.



### Figure 2

This image shows additional **ATX100** and **AIM2LCR5** speakers adding additional height and rear surround elements. These systems can scale up to create a fully in-wall Dolby Atmos enabled experience. Add a SpeakerCraft Profile Cinema Sub10 in-wall subwoofer and you have the proper setup needed for an immersive 5.1.4 Dolby Atmos experience.

#### Special Note:

The ATX100 can also be combined with one of the three Profile AIM LCR5 speakers as an optional solution for Dolby Atmos enabled in-wall speaker systems.



## AIM LCR5 FIVE Series 2

Aim-able Left Center Right Speaker

Order# AIM2LCR55

- Magnetically Attached, Low Profile, Full Coverage Grille
- Dual 5 1/4" Woven Kevlar® Cone Woofers with extended pole pieces and forced convection cooling
  - Core periphery magnet vents with flux modulation control geometry to improve power handling and minimize inductance modulation
  - 4 Layer High Inductance Copper Clad Aluminum Voice Coil
- Arrayed Point Source™ (APS) Tweeter Module with three (3) pivot-able 1" Titanium Dome Tweeters
  - Mounted on a Rotational Sound Baffle for Custom Sound Steering
- 2nd and 3rd Order Asymmetrical Crossover Design
- Front-Mounted Tweeter and Dialog Compensation Switches
- Pivot-able Sound Baffle for Precise Acoustic AIM-ability
- Acoustic Isolation Technology™

Power Handling: 190 Watts  
 Sensitivity: 91dB 1W/1m  
 Impedance: 8 Ohm  
 Frequency Response: 48Hz - 22kHz  
 Product Dims (grille on): 18 1/8" x 9" x 3 7/8" (461 x 227 x 99mm)  
 Cut-Out Diameter: 16 15/16" x 7 3/4" (430 x 197mm)



## AIM LCR5 TWO Series 2

Aim-able Left Center Right Speaker

Order# AIM2LCR52

- Magnetically Attached, Low Profile, Full Coverage Grille
- Dual 5 1/4" Glass and Carbon Fiber Cone Woofers, with extended pole pieces
  - 4 Layer High Inductance Voice Coil
- Arrayed Point Source™ (APS) Tweeter Module with three (3) pivot-able 1" Soft Dome Tweeters
  - Mounted on a Rotational Sound Baffle for Custom Sound Steering
- 2nd and 3rd Order Asymmetrical Crossover Design
- Front-Mounted Tweeter and Dialog Compensation Switches
- Pivot-able Sound Baffle for Precise Acoustic AIM-ability
- Acoustic Isolation Technology™

Power Handling: 135 Watts  
 Sensitivity: 89dB 1W/1m  
 Impedance: 8 Ohm  
 Frequency Response: 52Hz - 20kHz  
 Product Dims (grille on): 18 1/8" x 9" x 3 7/8" (461 x 227 x 99mm)  
 Cut-Out Diameter: 16 15/16" x 7 3/4" (430 x 197mm)



## AIM Series 2 ATX100

AIM Series 2 Dolby Atmos® Enabled In-Wall Height Module

Order# ATX100

- Meets Dolby Atmos® enabled requirements for residential applications
- Magnetically Attached, Low Profile, Full Coverage Grille
- 2-Way Speaker Compliment in MTM (Mid-Tweet-Mid) Alignment
- Dual 2 1/2" FEA Optimized Kevlar® Reinforced Pulp Mid-Bass Drivers
- 3/4" Titanium Dome Tweeter with High Energy Neodymium Magnet Structure
- Acoustically Controlled Waveguide
- Acoustic Isolation Technology™
- Fully integrated acoustic back-box for precise sound reproduction

Power Handling: 125 watts  
 Sensitivity: 89dB 1W/1m  
 Impedance: 8 Ohm  
 Frequency Response: 90Hz - 20kHz  
 Product Dims (grille on): 12 1/4" x 9" x 3 15/16" (310mm x 229mm x 100mm)  
 Cut-Out Diameter: 11" x 7 3/4" (279mm x 197mm)

### Additional items to complete Dolby Atmos® enabled system installations:

#### GRLATXAIM2

Grille Kit for the combination of an AIM Series 2 LCR5 Family Speaker AND the ATX100 Dolby Atmos enabled in-wall height speaker

#### GRLATXPROAIM

Grille Kit for the combination of a Profile AIM LCR5 Family Speaker AND the ATX100 Dolby Atmos enabled in-wall height speaker

#### BKTATX100

InstaLock New Construction Bracket for the ATX100 Dolby Atmos enabled in-wall height speaker

#### BKTATXAIM2LCR5

InstaLock New Construction Bracket for the combination of the AIM LCR5 Series 2 family of speakers AND the ATX100 Dolby Atmos enabled speaker

#### BKTAIM2LCR5

InstaLock New Construction Bracket for the AIM LCR5 Series 2 family of speakers

#### BKTPROAIMLCR5

InstaLock New Construction Bracket for the combination of the Profile AIM LCR5 family of speakers AND the ATX100 Dolby Atmos enabled height speaker

## ATS5

Profile Dolby Atmos Enabled In-Wall Speaker System FIVE

Profile ATS FIVE Dolby Atmos Enabled Speaker System includes the following; ATX100 Dolby Atmos Enabled In-Wall Height Speaker + Profile AIM LCR5 FIVE In-Wall LCR Speaker + GRLATXPROAIM Dolby Atmos Enabled System Grille Kit

## ATS3

Profile Dolby Atmos Enabled In-Wall Speaker System THREE

Profile ATS THREE Dolby Atmos Enabled Speaker System includes the following; ATX100 Dolby Atmos Enabled In-Wall Height Speaker + Profile AIM LCR5 THREE In-Wall LCR Speaker + GRLATXPROAIM Dolby Atmos Enabled System Grille Kit

## ATS1

Profile Dolby Atmos Enabled In-Wall Speaker System ONE

Profile ATS ONE Dolby Atmos Enabled Speaker System includes the following; ATX100 Dolby Atmos Enabled In-Wall Height Speaker + Profile AIM LCR5 ONE In-Wall LCR Speaker + GRLATXPROAIM Dolby Atmos Enabled System Grille Kit

## ATS500

AIM Series 2 Dolby Atmos Enabled In-Wall Speaker System 500

AIM ATS 500 Series 2 Dolby Atmos Enabled Speaker System includes the following; ATX100 Dolby Atmos Enabled In-Wall Height Speaker + AIM LCR5 FIVE Series 2 In-Wall LCR Speaker + GRLATXAIM2 AIM Series 2 Dolby Atmos Enabled System Grille Kit

## ATS200

AIM Series 2 Dolby Atmos Enabled In-Wall Speaker System 200

AIM ATS 200 Series 2 Dolby Atmos Enabled Speaker System includes the following; ATX100 Dolby Atmos Enabled In-Wall Height Speaker + AIM LCR5 TWO Series 2 In-Wall LCR Speaker + GRLATXAIM2 AIM Series 2 Dolby Atmos Enabled System Grille Kit



### Profile AIM8 FIVE

In-Ceiling Aim-able Speaker

Order# ASM58501-2

- Flangeless Appearance
- Pivoting 8" Kevlar® Woofer
- Pivoting 1" Aluminum/Magnesium Tweeter
- WavePlane Technology
- Bass and Treble EQ Switches
- Accu-Grille Technology
- Timbre-Matched to All FIVE Series
- Sensitivity: 91dB 1W/1m
- Power Handling: 150 Watts
- Adjustable Impedance: 8/6/4 Ohm
- Frequency Response: 33Hz - 20kHz
- Diameter x Depth: 11" x 5 3/4" 279mm x 146mm (with Grille)
- Cut-Out Diameter: 9 3/4" (248mm)



### Profile AIM8 THREE

In-Ceiling Aim-able Speaker

Order# ASM58301-2

- Flangeless Appearance
- Pivoting 8" Aluminum Woofer
- Pivoting 1" Aluminum Tweeter
- WavePlane Technology
- Bass and Treble EQ Switches
- Accu-Grille Technology
- Timbre-Matched to All THREE Series
- Sensitivity: 89dB 1W/1m
- Power Handling: 150 Watts
- Adjustable Impedance: 8/6/4 Ohm
- Frequency Response: 37Hz - 20kHz
- Diameter x Depth: 11" x 5 3/4" 279mm x 146mm (with Grille)
- Cut-Out Diameter: 9 3/4" (248mm)



### Profile AIM8 TWO

In-Ceiling Aim-able Speaker

Order# ASM58201-2

- Flangeless Appearance
- Pivoting 8" Resin Reinforced Fiberglass Woofer
- Pivoting 1" Treated Silk Tweeter
- WavePlane Technology
- Bass and Treble EQ Switches
- Accu-Grille Technology
- Timbre-Matched to All TWO Series
- Sensitivity: 89dB 1W/1m
- Power Handling: 125 Watts
- Impedance: 8 Ohm
- Frequency Response: 40Hz - 20kHz
- Diameter x Depth: 11" x 5 3/4" 279mm x 146mm (with Grille)
- Cut-Out Diameter: 9 3/4" (248mm)



### Profile AIM8 ONE

In-Ceiling Aim-able Speaker

Order# ASM58101-2

- Flangeless Appearance
- Pivoting 8" Polypropylene Woofer
- Pivoting 1" Treated Silk Tweeter
- WavePlane Technology
- Timbre-Matched to All ONE Series
- Sensitivity: 88dB 1W/1m
- Power Handling: 125 Watts
- Impedance: 8 Ohm
- Frequency Response: 40Hz - 20kHz
- Diameter x Depth: 11" x 5 3/4" 279mm x 146mm (with Grille)
- Cut-Out Diameter: 9 3/4" (248mm)



### Profile AIM7 FIVE

In-Ceiling Aim-able Speaker

Order# ASM57501-2

- Flangeless Appearance
- Pivoting 7" Kevlar® Woofer
- Pivoting 1" Aluminum/Magnesium Tweeter
- WavePlane Technology
- Bass and Treble EQ Switches
- Sensitivity: 91dB 1W/1m
- Power Handling: 150 Watts
- Adjustable Impedance:
- 8/6/4 Ohm
- Frequency Response: 35Hz - 20kHz
- Diameter x Depth: 9 5/8" x 5 1/8" 244mm x 130mm (with Grille)
- Cut-Out Diameter: 8 1/4" (210mm)



### Profile AIM7 THREE

In-Ceiling Aim-able Speaker

Order# ASM57301-2

- Flangeless Appearance
- Pivoting 7" Aluminum Woofer
- Pivoting 1" Aluminum Tweeter
- WavePlane Technology
- Bass and Treble EQ Switches
- Sensitivity: 91dB 1W/1m
- Power Handling: 125 Watts
- Adjustable Impedance:
- 8/6/4 Ohm
- Frequency Response: 40Hz - 20kHz
- Diameter x Depth: 9 5/8" x 5 1/8" 244mm x 130mm (with Grille)
- Cut-Out Diameter: 8 1/4" (210mm)



## Profile AIM7 TWO

In-Ceiling Aim-able  
Speaker

**Order# ASM57201-2**

- Flangeless Appearance
- Pivoting 7" Resin Reinforced Fiberglass Woofer
- Pivoting 1" Silk Tweeter
- WavePlane Technology
- Bass and Treble EQ Switches
- Sensitivity: 90dB 1W/1m
- Power Handling: 125 Watts
- Impedance: 8 Ohm
- Frequency Response: 40Hz - 20kHz
- Diameter x Depth: 9 5/8" x 5 1/8" 244mm x 130mm (with Grille)
- Cut-Out Diameter: 8 1/4" (210mm)



## Profile AIM5 THREE

In-Ceiling Aim-able  
Speaker

**Order# ASM55301-2**

- Flangeless Appearance
- Pivoting 5 1/4" Aluminum Woofer
- Pivoting 3/4" Aluminum Tweeter
- WavePlane Technology
- Bass and Treble EQ Switches
- Sensitivity: 89dB 1W/1m
- Power Handling: 100 Watts
- Adjustable Impedance: 8/6/4 Ohm
- Frequency Response: 50Hz - 20kHz
- Diameter x Depth: 8" x 4 1/2" 203mm x 114mm (with Grille)
- Cut-Out Diameter: 6 5/8" (168mm)



## Profile AIM5 ONE

In-Ceiling Aim-able  
Speaker

**Order# ASM55101-2**

- Flangeless Appearance
- Pivoting 5 1/4" Polypropylene Woofer
- Pivoting 3/4" Treated Silk Tweeter
- WavePlane Technology
- Timbre-Matched to All ONE Series
- Sensitivity: 88dB 1W/1m
- Power Handling: 75 Watts
- Impedance: 8 Ohm
- Frequency Response: 55Hz - 20kHz
- Diameter x Depth: 8" x 4 1/2" 203mm x 114mm (with Grille)
- Cut-Out Diameter: 6 5/8" (168mm)



### Profile AIM8 DT THREE

Dual-Tweeter Aimable Speakers

Order# ASM58603-2

- Flangeless Appearance
- Pivoting 8" Aluminum Dual Voice Coil Woofer and Rubber Surround
- Dual Pivoting 1" Aluminum Tweeter
- WavePlane Technology
- Bass and Treble EQ Switches
- Timbre Matched to All THREE Series
- Sensitivity: 92dB 1W/1m
- Power Handling: 100 Watts
- Impedance: 8 Ohm
- Frequency Response: 40Hz - 20kHz
- Diameter x Depth: 10 3/4" x 5 1/2" 273mm x 140mm (with Grille)
- Cut-Out Diameter: 9 3/4" (248mm)



### Profile AIM7 DT THREE

Dual-Tweeter Aimable Speakers

Order# ASM57603-2

- Flangeless Appearance
- Pivoting 7" Aluminum Dual Voice Coil Woofer and Rubber Surround
- Dual Pivoting 1" Aluminum Tweeters
- WavePlane Technology
- Bass and Treble EQ Switches
- Timbre Matched to All THREE Series
- Sensitivity: 92dB 1W/1m
- Power Handling: 60 Watts
- Impedance: 8 Ohm
- Frequency Response: 50Hz - 20kHz
- Diameter x Depth: 9 5/8" x 4 3/4" 244mm x 121mm (with Grille)
- Cut-Out Diameter: 8 1/4" (210mm)



### Profile AIM8 WIDE THREE

Wide Dispersion Speaker

Order# ASM50831-2

- 3-Way Fully-Pivoting In-Ceiling Speaker featuring an 8" Woofer, Dual 2" Midranges and Dual 3/4" Tweeters
- Flangeless Appearance with Magnetically Attached Full Coverage Steel Grille
- Pivoting 8" Aluminum Cone Woofer
- Dual 2" Aluminum Inverted Dome Midrange Drivers
- Dual 3/4" Aluminum Dome Tweeters
- Ambient/Wide & Treble Switches
- Timbre-Matched to All THREE Series Speakers
- Sensitivity: 91dB 1W/1m
- Power Handling: 150 Watts
- Impedance: 8 Ohm
- Frequency Response: 37Hz - 20kHz
- Diameter x Depth: 11 7/16" x 6 1/2" (291mm x 165mm)
- Cut-Out Diameter: 9 3/4" (248mm)



### Profile AIM8 WIDE ONE

Wide Dispersion Speaker

Order# ASM50811-2

- 3-Way Fully-Pivoting In-Ceiling Speaker featuring an 8" Woofer, Dual 2" Midranges and Dual 3/4" Tweeters
- Flangeless Appearance with Magnetically Attached Full Coverage Steel Grille
- Pivoting 8" Graphite Cone Woofer
- Dual 2" Graphite Inverted Dome Midrange Drivers
- Dual 3/4" Silk Dome Tweeters
- Front-Mounted Ambient/Wide Switch
- Timbre-Matched to All ONE Series Speakers
- Sensitivity: 88dB 1W/1m
- Power Handling: 125 Watts
- Impedance: 8 Ohm Compatible
- Frequency Response: 40Hz - 20kHz
- Diameter x Depth: 11 7/16" x 6 1/2" (291mm x 165mm)
- Cut-Out Diameter: 9 3/4" (248mm)



## Profile AIM Cinema FIVE

Aim-able Speaker  
**Order# ASM59105-2**

- Treble, Mid & Bass EQ Switches
- Bi-Amping Feature
- Timbre-Matched to All FIVE Series
- Sensitivity: 91dB 1W/1m
- Power Handling: 200 Watts
- Impedance: 8 Ohm Compatible
- Frequency Response: 35Hz - 20kHz
- Dimensions: (H x W x D) 30 1/4" x 9" x 4" 768mm x 229mm x 102mm (with Grille)
- Wall Cut-Out: (H x W) 28 3/4" x 7 1/2" 730mm x 191mm
- Flangeless Appearance
- Pivoting 1" Aluminum/Magnesium Tweeter
- Two 5 1/4" Kevlar® Woofers with Phase Plugs
- Two 6" Kevlar® Impregnated Paper Woofers



## Profile AIM Cinema THREE

Aim-able Speaker  
**Order# ASM59103-2**

- Treble, Mid & Bass EQ Switches
- Bi-Amping Feature
- Timbre-Matched to All THREE Series
- Sensitivity: 90dB 1W/1m
- Power Handling: 175 Watts
- Impedance: 8 Ohm Compatible
- Frequency Response: 39Hz - 20kHz
- Dimensions: (H x W x D) 30 1/4" x 9" x 4" 768mm x 229mm x 102mm (with Grille)
- Wall Cut-Out: (H x W) 28 3/4" x 7 1/2" 730mm x 191mm
- Flangeless Appearance
- Pivoting 1" Aluminum Tweeter
- Two 5 1/4" Aluminum Woofers with Phase Plugs
- Two 6" Kevlar® Impregnated Paper Woofers



## Profile AIM Cinema ONE

Aim-able Speaker  
**Order# ASM59101-2**

- Bass EQ Switch
- Bi-Amping Feature
- Timbre-Matched to All ONE Series
- Sensitivity: 89dB 1W/1m
- Power Handling: 125 Watts
- Impedance: 8 Ohm Compatible
- Frequency Response: 40Hz - 20kHz
- Dimensions: (H x W x D) 30 1/4" x 9" x 4" 768mm x 229mm x 102mm (with Grille)
- Wall Cut-Out: (H x W) 28 3/4" x 7 1/2" 730mm x 191mm
- Flangeless Appearance
- Pivoting 1" Silk Tweeter
- Two 5 1/4" Graphite Woofers with Phase Plugs
- Two 6" Kevlar® Impregnated Paper Woofers





## Profile AIM LCR5 FIVE

Aim-able Speaker  
Order# ASM54655-2

- 2-Way In-Wall LCR (Left, Center, Right) Speaker with Dual 5 1/4" Woofers and 1" Tweeter mounted on a Pivoting Speaker Baffle
- Flangeless Appearance with Magnetically Attached Full Coverage Steel Grille
- Pivoting Speaker Baffle
- Two - 5 1/4" Kevlar® Woofers with Phase Plugs
- Independently Pivoting 1" Aluminum/Magnesium Dome Tweeter
- Bass & Treble EQ Switches
- Timbre-Matched to All FIVE Series Speakers
- Sensitivity: 91dB 1W/1m
- Power Handling: 100 Watts
- Adjustable Impedance: 8/6 Ohm
- Frequency Response: 48Hz - 20kHz
- Dimensions: (H x W x D) 17 7/16" x 9 1/4" x 4" 235mm x 443mm x 102mm
- Wall Cut-Out: (H x W) 14 1/4" x 7 1/2" (362mm x 190mm)



## Profile AIM LCR5 THREE

Aim-able Speaker  
Order# ASM54633-2

- Flangeless Appearance
- Pivoting Baffle
- Two 5 1/4" Aluminum/Magnesium Woofers with Phase Plugs
- Pivoting 1" Aluminum/Magnesium Tweeter
- Bass & Treble EQ Switches
- Timbre-Matched to All THREE/FOUR Series speakers
- Sensitivity: 90dB 1W/1m
- Power Handling: 100 Watts
- Adjustable Impedance: 8/6 Ohm
- Frequency Response: 50Hz - 20kHz
- Dimensions: (H x W x D) 17 1/8" x 9" x 4" 443mm x 235mm x 102mm (with Grille)
- Wall Cut-Out: (H x W) 14 1/4" x 7 1/2" 362mm x 190mm



## Profile AIM LCR5 ONE

Aim-able Speaker  
Order# ASM54611-2

- Flangeless Appearance
- Pivoting Baffle
- Two 5 1/4" Graphite Woofers with Phase Plugs
- Pivoting 1" Silk Dome Tweeter
- Timbre-Matched to All ONE Series
- Sensitivity: 89dB 1W/1m
- Power Handling: 80 Watts
- Impedance: 8 Ohm
- Frequency Response: 55Hz - 20kHz
- Dimensions: (H x W x D) 17 1/8" x 9" x 4" 235mm x 443mm x 102mm (with Grille)
- Wall Cut-Out: (H x W) 7 1/2" x 14 1/4" 190mm x 362mm



## Profile AIM LCR3 FIVE

Aim-able Speaker  
Order# ASM54651-2

- 2-Way In-Wall LCR (Left, Center, Right) Speaker with Dual 3" Woofers and 3/4" Tweeter mounted on a Pivoting Speaker Baffle
- Flangeless Appearance with Magnetically Attached Full Coverage Steel Grille
- Pivoting Speaker Baffle
- Independently Pivoting 3/4" Aluminum/Magnesium Dome Tweeter
- 2-Position Treble EQ Switch
- Timbre-Matched to All FIVE Series Speakers
- Sensitivity: 86dB 1W/1m
- Power Handling: 60 Watts
- Impedance: 8 Ohm Compatible
- Frequency Response: 60Hz - 20kHz
- Dimensions: (H x W x D) 10" x 5 3/4" x 3" 254mm x 146mm x 76mm
- Wall Cut-Out: (H x W) 9" x 4 3/4" 227mm x 120mm



## Profile AIM LCR3 THREE

Aim-able Speaker  
Order# ASM54631-2

- Flangeless Appearance
- Pivoting Baffle
- Two 3" Aluminum Woofers with Phase Plugs
- Pivoting 3/4" Aluminum Tweeter
- 2-Position Treble EQ Switch
- Sensitivity: 86dB 1W/1m
- Power Handling: 60 Watts
- Impedance: 8 Ohm
- Frequency Response: 78Hz - 20kHz
- Dimensions: (H x W x D) 10 1/2" x 6" x 3" 254mm x 146mm x 76mm (with Grille)
- Wall Cut-Out: (H x W) 9" x 4 3/4" 227mm x 120mm



## Profile AIM LCR3 ONE

Aim-able Speaker  
Order# ASM54311-2

- Flangeless Appearance
- Pivoting Baffle
- Two 3" Graphite Woofers with Phase Plugs
- Pivoting 3/4" Silk Tweeter
- Timbre-Matched to All ONE Series
- Sensitivity: 85dB 1W/1m
- Power Handling: 60 Watts
- Impedance: 8 Ohm
- Frequency Response: 80Hz - 20kHz
- Dimensions: (H x W x D) 10 1/2" x 6" x 3" 254mm x 146mm x 76mm (with Grille)
- Wall Cut-Out: (H x W) 9" x 4 3/4" 227mm x 120mm



## Profile AIM7 MT THREE

Aim-able Speaker

Order# **ASM57703-2**

- Flangeless Appearance
- 7" Aluminum Woofer with Phase Plug
- Pivoting 1" Aluminum Tweeter
- Bass & Treble EQ Switches
- Timbre-Matched to All THREE Series
- Sensitivity: 91dB 1W/1m
- Power Handling: 125 Watts
- Impedance: 8/6 Ohm
- Frequency Response: 40Hz - 20kHz
- Dimensions: (H x W x D) (Full Pivot) 14" x 9 1/2" x 4" 356mm x 241mm x 102mm (with Grille)
- Wall Cut-Out Dimensions: (H x W) 12 3/4" x 8 1/16" 324mm x 206mm



## Profile Cinema Sub 10

Subwoofer

Order# **ASM59010-2**

- Flangeless Appearance
- 10" Reinforced Treated Paper Cone Woofer with Dual Voice Coil
- Enhanced Performance and Look
- Sensitivity: 89dB 1W/1m
- Power Handling: 250 Watts
- Impedance: 4 Ohms per Coil
- Frequency Response: 30Hz - 800Hz
- Dimensions: (H x W x D) 13 5/8" x 13 5/8" x 3 7/8" 346mm x 346mm x 98mm
- Cut-Out Dimensions: (H x W) 12 1/8" x 12 1/8" 308mm x 308mm





### Profile CRS8 THREE

Custom Round Series  
Order# ASM56803-2

- Flangeless Appearance
- 8" Aluminum Woofer
- Pivoting 1" Aluminum Tweeter
- WavePlane Technology
- Bass and Treble EQ Switches
- Sensitivity: 90dB 1W/1m
- Power Handling: 125 Watts

- Adjustable Impedance: 8/6/4 Ohm
- Frequency Response: 38Hz - 20kHz
- Diameter x Depth: 11 1/8" x 4 1/2" 303mm x 114mm (with Grille)
- Cut-Out Diameter: 9 3/4" (248mm)



### Profile CRS8 TWO

Custom Round Series  
Order# ASM56802-2

- Flangeless Appearance
- 8" Glass Composite Woofer
- Pivoting 1" Silk Tweeter
- WavePlane Technology
- Bass and Treble EQ Switches
- Sensitivity: 90dB 1W/1m
- Power Handling: 100Watts
- Adjustable Impedance:

- 8/6/4 Ohm
- Frequency Response: 40Hz - 20kHz
- Diameter x Depth: 11 1/8" x 4 1/2" 303mm x 114mm (with Grille)
- Cut-Out Diameter: 9 3/4" (248mm)



### Profile CRS8 ONE

Custom Round Series  
Order# ASM56801-2

- Flangeless Appearance
- 8" Polypropylene Woofer
- Pivoting 1" Silk Tweeter
- WavePlane Technology
- Timbre-Matched to All ONE Series
- Sensitivity: 89dB 1W/1m
- Power Handling: 100 Watts
- Impedance: 8 Ohm

- Frequency Response: 40Hz - 20kHz
- Diameter x Depth: 11 1/8" x 4 1/2" 303mm x 114mm (with Grille)
- Cut-Out Diameter: 9 3/4" (248mm)





### Profile CRS6 THREE

Custom Round Series  
Order# ASM56603-2

- Flangeless Appearance
- 6 1/2" Aluminum Woofer
- Pivoting 1" Aluminum Tweeter
- WavePlane Technology
- Bass and Treble EQ Switches
- Sensitivity: 90dB 1W/1m
- Power Handling: 125 Watts

- Adjustable Impedance: 8/6/4 Ohm
- Frequency Response: 40Hz - 20kHz
- Diameter x Depth: 9 5/8" x 4 1/16" 249mm x 103mm (with Grille)
- Cut-Out Diameter: 8 1/4" (210mm)



### Profile CRS6 TWO

Custom Round Series  
Order# ASM56602-2

- Flangeless Appearance
- 6 1/2" Glass Composite Woofer
- Pivoting 1" Silk Tweeter
- WavePlane Technology
- Bass and Treble EQ Switches
- Sensitivity: 92dB 1W/1m
- Power Handling: 120 Watts

- Impedance: 8 Ohm
- Frequency Response: 40Hz - 20kHz
- Diameter x Depth: 9 5/8" x 4 1/16" 249mm x 103mm (with Grille)
- Cut-Out Diameter: 8 1/4" (210mm)



### Profile CRS6 ONE

Custom Round Series  
Order# ASM56601-2

- Flangeless Appearance
- 6 1/2" Polypropylene Woofer
- Pivoting 1" Silk Tweeter
- WavePlane Technology
- Timbre-Matched to All ONE Series
- Sensitivity: 92dB 1W/1m
- Power Handling: 100 Watts

- Impedance: 8 Ohm
- Frequency Response: 40Hz - 20kHz
- Diameter x Depth: 9 5/8" x 4 1/16" 249mm x 103mm (with Grille)
- Cut-Out Diameter: 8 1/4" (210mm)



## Profile CRS5.2

Custom Round Series

Order# **ASM52000-2**

- Flangeless Appearance
- 5 1/4" Polypropylene Woofer
- 1/2" Liquid Cooled Polyamide Tweeter
- Sensitivity: 91dB 1W/1m
- Power Handling: 50 Watts
- Impedance: 8 Ohm
- Frequency Response: 55Hz - 20kHz

- Diameter x Depth: 8" x 3 1/4" 203mm x 83mm (with Grille)
- Cut-Out Diameter: 6 3/4" (171mm)



## Profile CRS3

Custom Round Series

Order# **ASM56301-2**

- Flangeless Appearance
- 3" Aluminum Woofer
- Timbre-Matched to All THREE Series
- Sensitivity: 86dB 1W/1m
- Power Handling: 40 Watts
- Impedance: 8 Ohm
- Frequency Response: 80Hz - 16kHz

- Diameter x Depth: 5 3/8" x 3 1/4" 137mm x 83mm (with Grille)
- Cut-Out Diameter: 4 1/2" (113mm)





## Profile AccuFit CRS7 THREE

Contained Sound  
Custom Round Series

**Order# ASM56703-2**

- Flangeless Appearance
- 7" Aluminum Woofer
- 3/4" Pivoting Aluminum Tweeter
- Treble Equalization Switch
- Sealed Steel Enclosure
- WavePlane Technology
- Sensitivity: 92dB 1W/1m
- Power Handling: 125 Watts
- Impedance: 8 Ohm
- Frequency Response: 50Hz - 20kHz
- STL (Sound Transmission Loss) Feature
- Diameter x Depth: 9 5/8" x 2 7/8" 244mm x 70mm (with Grille)
- Cut-Out Diameter: 8 1/4" (210mm)

## Installation Note: AccuFit Speakers

The finest flush-mount speakers in the world are useless if they cannot be installed due to restrictions in a specific building's walls or ceiling. It may be a matter of sound penetrating an adjoining wall, unique code restrictions, or simply the customer's requirements. SpeakerCraft offers the AccuFit Series to address space limitations, building codes, and living environment concerns.

The AccuFit series of shallow-depth, fully enclosed architectural speakers have the proper amount of air space to deliver the best sound performance regardless of the installation environment. This line of technically advanced speakers will fit just about any installation.



## Profile AccuFit Ultra Slim ONE

Shallow Depth  
In-Ceiling Speaker

**Order# ASM53101-2**

- 3-Way, Shallow-Depth, Tuned Port, Magnetically Shielded Steel Enclosure
- Flangeless Appearance with Magnetically Attached Full Coverage Steel Grille
- Two 3" Custom Polypropylene Inverted Dome Woofers
- Two 3" Custom Aluminum Inverted Dome Midrange Drivers
- 3/4" Resin Coated Silk Dome Tweeter
- Extreme Shallow-Depth Mounting Capability, Needing only 2" (51mm) of Depth
- Timbre-Matched to All ONE Series Speakers
- Sensitivity: 89dB 1W/1m
- Power Handling: 60 Watts
- Impedance: 8 Ohm
- Frequency Response: 90Hz - 20kHz
- STL (Sound Transmission Loss) Feature, 20dBA Sound Reduction / Measuring signal: Pink Noise
- Diameter x Depth: 9 15/16" x 2" 252mm x 51mm
- Cut-Out Diameter: 8 1/4" (210mm)



## Profile AccuFit Ultra Slim THREE

Shallow Depth  
In-Ceiling Speaker

**Order# ASM53301-2**

- 3-Way, Shallow-Depth, Tuned Port, Magnetically Shielded Steel Enclosure
- Flangeless Appearance with Magnetically Attached Full Coverage Steel Grille
- Two 3" Custom Aluminum Inverted Dome Woofers
- Two 3" Custom Aluminum Inverted Dome Midrange Drivers
- 3/4" Aluminum Tweeter
- Extreme Shallow-Depth Mounting Capability, Needing only 2" (51mm) of Depth
- Timbre-Matched to All THREE Series Speakers
- Sensitivity: 90dB 1W/1m
- Power Handling: 60 Watts
- Impedance: 8 Ohm
- Frequency Response: 90Hz - 20kHz
- STL (Sound Transmission Loss) Feature, 20dBA Sound Reduction / Measuring signal: Pink Noise
- Diameter x Depth: 9 15/16" x 2" 252mm x 51mm
- Cut-Out Diameter: 8 1/4" (210mm)

# PRODUCTION SPEAKERS & MULTI-PACKS

Now with a wider array of whole home options, our production speakers and multi-packs deliver value solutions for both commercial and residential installations.



## MT6 THREE

In-Wall Speaker

Order# **ASM87630-2**

- 6 1/2" Aluminum Woofer with Dual Voice Coil, Rubber Surround & Phase Plug
- Pivoting 1" Aluminum Tweeter
- Bass & Treble EQ Switches
- Sensitivity: 90dB 1W/1m
- Power Handling: 125 Watts
- Adjustable Impedance: 8/6/4 Ohm
- Frequency Response: 40Hz - 20kHz
- Dimensions: (H x W x D) 12 1/4" x 8 3/16" x 3 3/16" 311mm x 208mm x 81mm
- Wall Cut-Out Dimensions: (H x W) 10 9/16" x 6 9/16" 268mm x 167mm

\* These speakers are L & R specific and only sold in pairs



## MT6 ONE

In-Wall Speaker

Order# **ASM87610-2**

- 6 1/2" Polypropylene Cone Woofer with Rubber Surround & Phase Plug
- Pivoting 1" Silk Tweeter
- Timbre-Matched to All ONE Series
- Sensitivity: 92dB 1W/1m
- Power Handling: 100 Watts
- Impedance: 8 Ohm
- Frequency Response: 50Hz - 20kHz
- Dimensions: (H x W x D) 12 1/4" x 8 3/16" x 3 3/16" 311mm x 208mm x 81mm
- Wall Cut-Out Dimensions: (H x W) 10 9/16" x 6 9/16" 268mm x 167mm

\* These speakers are L & R specific and only sold in pairs

For pricing and information, please visit: [store.corebrands.com](http://store.corebrands.com)



### WH6.1RT

Whole House Speaker  
**Order# ASM92611-2**

- 6 1/2" Polypropylene Woofer
- 1/2" Polyamide Tweeter
- Sensitivity: 90dB 1W/1m
- Power Handling: 75 Watts
- Impedance: 8 Ohm
- Frequency Response: 60Hz - 19kHz

- Dimensions: (H x W x D)  
 12 3/16" x 8 3/16" x 3 7/8"  
 310mm x 208mm x 98.43mm
- Wall Cut-Out: (H x W)  
 10 3/4" x 6 3/4"  
 273mm x 171mm



### WH6.0RT

Whole House Speaker  
**Order# ASM92604-2**

- 6 1/2" Polypropylene Woofer
- 1/2" Polyamide Tweeter
- Sensitivity: 87dB 1W/1m
- Power Handling: 40 Watts
- Impedance: 8 Ohm
- Frequency Response: 80Hz - 15kHz

- Dimensions: (H x W x D)  
 12 3/16" x 8 3/16" x 3 7/8"  
 310mm x 208mm x 98.43mm
- Wall Cut-Out: (H x W)  
 10 3/4" x 6 3/4"  
 273mm x 171mm



### AIM MDU ONE

Surface Mounted  
 Speaker  
**Order# ASM72401**

- 4" Graphite Cone Woofer
- 1" Silk Tweeter
- Tuned and Ported Enclosure
- Sensitivity: 87dB 1W/1m
- Power Handling: 60 Watts
- Impedance: 8 Ohm  
 Compatible

- Frequency Response: 78Hz - 20kHz
- Dimensions: (H x W x D)  
 4 25/32" x 7 5/16" x 4 3/16"  
 122mm x 186mm x 106mm
- Bracket Dimensions:  
 (H) 9 1/2" (241mm)

## Installation Note: Surface Mounts

There are certain situations where the use of in-wall or in-ceiling speakers are simply not feasible. The Multiple Dwelling Unit or MDU is a perfect example. Sound transference into an adjoining unit, code restrictions that prevent cutting into the wall or ceiling surface, or the use of concrete or brick in the construction process are all reasons that make a flush-mounted speaker unworkable.



## AIM8 5 Pack

Directional Speaker  
Order# **ASM93811-5-2**

- 5 PACK Bundle of the Classic Styled AIM8 ONE
- 2-Way Fully Pivoting, In-Ceiling Speaker with 8" Woofers and 1" Tweeter
- Pivoting 8" Polypropylene Woofer
- Pivoting 1" Treated Silk Dome Tweeter
- WavePlane Technology
- Timbre-Matched to All ONE Series Speakers
- Paint Shields Included
- Sensitivity: 88dB 1W/1m
- Power Handling: 125 Watts
- Impedance: 8 Ohm
- Frequency Response: 40Hz - 20kHz
- Diameter x Depth: 11 7/16" x 5 3/4" 291mm x 146mm (with Grille)
- Cut-Out Diameter: 9 3/4" (248mm)
- Not Packaged for Individual Retail Sale



## AIM7 5 Pack

Directional Speaker  
Order# **ASM82721-5-2**

- 5 PACK Bundle of the Classic Styled AIM7 TWO
- 2-Way Fully Pivoting In-Ceiling Speaker with 7" Woofers and 1" Tweeter
- Pivoting 7" Resin Reinforced Fiberglass Woofer
- Pivoting 1" Silk Dome Tweeter
- WavePlane Technology
- 2-Position Treble EQ Switch
- Timbre-Matched to All TWO Series Speakers
- Paint Shields Included
- Sensitivity: 90dB 1W/1m
- Power Handling: 125 Watts
- Impedance: 8 Ohm
- Frequency Response: 40Hz - 20kHz
- Diameter x Depth: 9 7/8" x 5 1/8" 251mm x 130mm (with Grille)
- Cut-Out Diameter: 8 1/4" (210mm)
- Not Packaged for Individual Retail Sale



## 8.2 BAS

In-Ceiling Subwoofer  
Order# **ASM90920-2**

- 8" Graphite Dual Voice Coil Woofer
- Adjustable Low-Pass Crossover, 80Hz or 120Hz
- Front-Mounted 180° Phase Reversal Switch
- Recommended Amplifier - Bass Power 250
- Sensitivity: 90dB 1W/1m
- Power Handling: 100 Watts
- Impedance: 8 Ohm
- Adjustable Frequency
- Response: 30Hz - 120Hz or 30Hz - 80Hz
- Diameter x Depth: 11 15/16" x 4 1/4" 303mm x 108mm
- Cut-Out Diameter: 9 3/4" (248mm)
- Weight: 6.4 lbs. (2.9 kg)

\* Minimum 4 per order





## Profile A6 5 Pack

In-Ceiling Speaker  
Order# **ASM51600-5-2**

- Flangeless Appearance
- 6 1/2" Polypropylene Woofer with Rubber Surround
- Pivoting 1" Silk Tweeter
- Woofer and Tweeter Baffle Fixed at 15 Degrees
- Sensitivity: 92dB 1W/1m
- Power Handling: 100 Watts
- Impedance: 8 Ohm

- Frequency Response: 40Hz-20kHz
- Diameter x Depth: 9 1/4" x 4 5/8" 235 mm x 117 mm (with Grille)
- Cut-Out Diameter: 8 1/4" (210mm)



## WH6.1R 5 Pack

Whole House Speaker  
Order# **ASM94611-5-2**

- 6 1/2" Polypropylene Woofer with Rubber Surround
- 1/2" Polyamide Tweeter
- Sensitivity: 90dB 1W/1m
- Power Handling: 50 Watts
- Impedance: 8 Ohm
- Frequency Response: 60Hz -19kHz

- Diameter x Depth: 9 13/16" x 3 3/8" 249 mm x 86 mm
- Cut-Out Diameter: 8 1/4" (210 mm)



## CRS6 ZERO 5 Pack

In-Ceiling Speaker  
Order# **ASM86601-5-2**

- 6 1/2" Polypropylene Woofer with Rubber Surround
- Pivoting 1" Silk Tweeter
- Sensitivity: 92dB 1W/1m
- Power Handling: 100 Watts
- Impedance: 8 Ohm

- Frequency Response: 40Hz - 20kHz
- Diameter x Depth: 9 13/16" x 4 1/16" 249 mm x 97 mm
- Cut-Out Diameter: 8 1/4" (210 mm)



## CRS8 ZERO 5 Pack

In-Ceiling Speaker  
Order# **ASM86801-5-2**

- 8" Polypropylene Woofer with Rubber Surround
- Pivoting 1" Silk Tweeter
- Sensitivity: 92dB 1W/1m
- Power Handling: 100 Watts
- Impedance: 8 Ohm

- Frequency Response: 40Hz - 20kHz
- Diameter x Depth: 11 15/16" x 4 1/2" 303 mm x 114 mm
- Cut-Out Diameter: 9 3/4" (248 mm)

# SEAMLESS SPEAKERS

The Seamless series delivers a completely invisible design that lets your audio be heard and not seen. Hidden under paint, plaster, wallpaper or stucco, Seamless uses a direct-radiating point source design that enables an "invisible installation." Our heritage in this space has made us audio experts, but it is our receptivity to customer feedback that has heightened our aesthetic sensibilities. Utilizing Live-Wall Technology, we have truly elevated the aesthetic and acoustic appeal of this speaker by fully integrating it into the wall for a "seamless" experience.



## Seamless FR1

Invisible In-wall  
Speaker

**Order# ASM60100**

- Sensitivity: 87dB
- Frequency Response: 60Hz - 22kHz
- Impedance: 8 Ohm
- Power Handling: 100W
- Maximum SPL: 105dB
- Seamless Uses Live-wall Technology
- Dimensions: (H x W x D) 1 6 3/4" x 13" x 2 3/4"  
406mm x 330.2mm x 69.85mm

Woven fiberglass vibrates imperceptibly to accomplish pristine sound reproduction across a full frequency range.

Less than three inches deep and weighing only eight pounds, the FR1 was designed for hassle-free installation, whether arranged vertically, horizontally, or within a wall or ceiling.

Of course, its greatest charm lies in its complete invisibility. Your only reminder a Seamless speaker exists will be the beautiful music filling your home.

For pricing and information,  
please visit: [store.corebrands.com](http://store.corebrands.com)

# COMMERCIAL SPEAKERS

Setting the standard in commercial space, the SpeakerCraft Commercial series features technologies designed specifically to minimize interaction between the tweeter and the woofer surface and create a richer, cleaner sound. Coaxially mounted tweeters supported by our patented WavePlane Tweeter Baffle produce greater dispersion and enhanced high frequency response.

All Commercial models include tuned and ported back cans that enable the woofers to create maximum bass output in a compact enclosure. All models also feature a rotary switch on the baffle and behind the grill, which lets the installer select multiple taps for 70V/100V constant-voltage system operation or to bypass the transformer entirely and use the speaker in a traditional 8 Ohm mode. For high performance, ease of installation, durability, flexibility and a lifetime warranty, look no further than the SpeakerCraft Commercial series.



For pricing and information,  
please visit: [store.corebrands.com](http://store.corebrands.com)



## SC Pro Commercial 8

In-Ceiling Speaker  
Order# SPS42855-2

- 8" Polypropylene Woofer
- 1" Pivoting Polyamide Tweeter Mounted On A WavePlane Tweeter Baffle
- UL 1480 Certified
- Sensitivity: 88dB 1W/1m
- Power Handling: 140 Watts
- Impedance: 8 Ohm
- Transformer Taps:  
70V: 64W, 32W, 16W, 8W
- 100V: 64W, 32W, 16W + Transformer Bypass (8Ω)
- Frequency Response: 56Hz - 20kHz
- Diameter x Depth: 12 15/16" x 9 5/16" 329mm x 236.47mm



## SC Pro Commercial 6

In-Ceiling Speaker  
Order# SPS42655-2

- 6 1/2" Polypropylene Woofer
- 1" Pivoting Polyamide Tweeter Mounted On A WavePlane Tweeter Baffle
- UL 1480 Certified
- Sensitivity: 88dB 1W/1m
- Power Handling: 100 Watts
- Impedance: 8 Ohm
- Transformer Taps:  
70V: 64W, 32W, 16W, 8W
- 100V: 64W, 32W, 16W + Transformer Bypass (8Ω)
- Frequency Response: 70Hz - 20kHz
- Diameter x Depth: 8 5/16" x 10 5/16" 211mm x 262mm



## SC Pro Commercial Sub 8

In-Ceiling Subwoofer  
Order# SPS43855-2

- 8" Polypropylene Woofer
- UL 1480 Certified
- Sensitivity: 87dB 1W/1m
- Power Handling: 140 Watts
- Transformer Taps:  
70V: 64W, 32W, 16W, 8W
- 100V: 64W, 32W, 16W + Transformer Bypass (8Ω)
- Impedance: 8 Ohm
- Frequency Response: 30Hz - 200kHz
- Diameter x Depth: 12 15/16" x 13 1/4" 329mm x 337mm

# SUBWOOFERS

Great bass is a critical component to any music or theater system, but aesthetics have proven to be an equally key ingredient for today's sub shopper. For that, we have optimized our subwoofer selection by carefully designing each woofer, cabinet, and amp to perform as a single system—the result being an in-wall or floor standing solution that is unobtrusive and blends into the décor.

All subwoofers feature a variable low-pass filter to allow the sub to be used with any set of SpeakerCraft speakers. From Passive In-Ceiling Subwoofers to Cinema In-Wall and Floorstanding Subs, these break through the noise with a distinct combination of brawn and beauty.



For pricing and information,  
please visit: [store.corebrands.com](http://store.corebrands.com)



## V12

12" Floorstanding Subwoofer

Order# **ASM99012**

- 12" Long Throw Woofer
- Built-In 250 Watt Amplifier
- Auto Power Via Signal Sensing
- Recessed Volume Control
- Magnetically Shielded
- Frequency Response: 28Hz - 200Hz
- LFE (Low-Frequency Effects) Input
- Overload Protection Circuit
- Dual Voltage Switch 115/230V
- Dimensions: (H x W x D) 19" \* x 15" x 16 1/2" \*\* 483mm x 381mm x 419mm (Not Including Feet)
- Weight: 44 lb (19.96kg)



Additional Subwoofer:

**Profile Cinema Sub 10 - page 22**

Additional Subwoofer:

**Seamless Subwoofer - page 32**



## V10

10" Floorstanding Subwoofer

Order# **ASM99010**

- 10" Long Throw Woofer
- Built-In 120 Watt Amplifier
- Auto Power Via Signal Sensing
- Recessed Volume Control
- Magnetically Shielded
- Frequency Response: 32Hz - 200Hz
- LFE (Low-Frequency Effects) Input
- Overload Protection Circuit
- Dual Voltage Switch 115/230V
- Dimensions: (H x W x D) 16 3/4" \* x 13 1/4" x 16" \*\* 425mm x 337mm x 407mm (Not Including Feet)
- Weight: 35 lb (15.88kg)



## V8

8" Floorstanding Subwoofer

Order# **ASM99008**

- 8" Long Throw Woofer
- Built-In 80 Watt Amplifier
- Auto Power Via Signal Sensing
- Recessed Volume Control
- Magnetically Shielded
- Frequency Response: 45Hz - 200Hz
- LFE (Low-Frequency Effects) Input
- Overload Protection Circuit
- Dual Voltage Switch 115/230V
- Dimensions: (H x W x D) 12 1/2" \* x 10 3/4" x 15 1/4" \*\* 318mm x 273mm x 388mm (Not Including Feet)
- Weight: 24 lb (10.89kg)


\* Add 1 3/16" (21mm) for feet

\*\* Measurement does not include binding posts/banana plug connectors. Please allow another 4" (102mm) for cable connections.

# LANDSCAPE SPEAKERS

Bring indoor audio enjoyment outdoors with SpeakerCraft Landscape Audio.

Featuring weatherproof landscape speakers that blend seamlessly into any outdoor environment and a selection of burial-rated subwoofers that provide incredible performance even in the largest backyards, Landscape speakers from SpeakerCraft are sure to bring brilliant audio performance to any outdoor space.



For pricing and information,  
please visit: [store.corebrands.com](https://store.corebrands.com)



### SC-OG-6

6" (152mm) 2-way  
All-Weather Outdoor  
Satellite Speaker

- 6" (152mm) Polypropylene Cone Woofer with NBR Surround
- 3/4" (20mm) Aluminum Dome Tweeter
- Weather-Resistant Fiberglass-Reinforced ABS Enclosure
- Sensitivity: 87dB
- Frequency Response: 100Hz-20kHz +/- 3dB
- Power Handling: Up to 120W
- Nominal Impedance: 8 ohms (in Bypass Mode)
- Tap Settings: 70V/100V: 3.75W (70V only), 7.5W, 15W, 30W, 8 Ohm (Bypass)
- Dimensions: 11-3/4" x 7-3/4" x 12" (300mm x 195.6mm x 307mm) (without accessories)
- Sold individually
- Mounting accessories sold separately



### SC-OG-4

4" (100mm) 2-way  
All-Weather Outdoor  
Satellite Speaker

- 4" (100mm) Polypropylene Cone Woofer with NBR Surround
- 3/4" (20mm) Aluminum Dome Tweeter
- Weather-Resistant Fiberglass-Reinforced ABS Enclosure
- Sensitivity: 84dB
- Frequency Response: 110Hz-20kHz +/- 3dB
- Power Handling: Up to 90W
- Nominal Impedance: 8 ohms (in Bypass Mode)
- Tap Settings: 70V/100V: 3.75W (70V only), 7.5W, 15W, 30W, 8 Ohm (Bypass)
- Dimensions: 10" x 5-7/8" x 10-1/4" (253mm x 149mm x 261mm) (without accessories)
- Sold individually
- Mounting accessories sold separately

## Features:

### Durable Weatherproof Design

Weatherproof fiberglass reinforced ABS enclosures are rugged, ensure years of reliable performance and are no match for weed whackers and outdoor lawn equipment.

### Nickel-Plated Brass Fittings

We've addressed a common failure point among other landscape speakers by relying on solid brass fittings that are then nickel plated rather than plastic.

### Adjustable Volume Control

Need it louder near the pool but quieter near your eating area? No problem! Control the volume of each speaker individually by adjusting the tap switch settings on the back of each speaker (70V/100V mode only).

### Better Coverage

110-degree wide dispersion ensure outdoor filling sound with better coverage than a traditional speaker.



### SC-BT-12

12" (300mm) Boom Tomb In-Ground Subwoofer

- 12" (300mm) Mica-injected Polypropylene cone woofer with NBR Surround
- Waterproof HDPE enclosure
- Buried Enclosure with critter-proof port assembly
- Optimized for use with OG-4 or OG-6 landscape speakers
- Sensitivity: 86dB
- Frequency Response: 28Hz-100Hz +/- 3dB
- Power Handling: Up to 500W
- Nominal Impedance: 8 ohms
- Dimensions: 34-3/4" x 15-3/4" x 33-3/4" (884mm x 400mm x 857.5mm) (with port assembly installed)
- Recommended Amplifier: Crown CDi 2 | 600 Amplifier
- Sold individually



### SC-BT-10

10" (250mm) Boom Tomb In-Ground Subwoofer

- 10" (250mm) Mica-injected Polypropylene cone woofer with NBR Surround
- Waterproof HDPE enclosure
- Buried Enclosure with critter-proof port assembly
- Optimized for use with OG-4 or OG-6 landscape speakers
- Sensitivity: 84dB
- Frequency Response: 30Hz-100Hz +/- 3dB
- Power Handling: Up to 300W
- Nominal Impedance: 8 ohms
- Dimensions: 15-3/4" x 15-3/4" x 23-1/4" (400mm x 400mm x 590.2mm) (with port assembly installed)
- Recommended Amplifier: Crown CDi 2 | 600 Amplifier
- Sold individually

## Features:

### Waterproof Design

Waterproof HDPE enclosures are made from the same material used in municipal water supply lines. We even dunk test every subwoofer at the manufacturing facility before it ships to ensure no leaks.

### High-Flow Port Design

The internal design of the port and canopy assembly spreads moving air evenly in a 360 degree pattern reducing air turbulence and eliminating annoying port noise.

### Woofer-Cooling Air Flow

The woofer magnet is located on the vented side of the enclosure which allows it to be cooled by airflow in and out the enclosure providing added longevity to the motor structure.

### Critter-Proof Cover

The port assembly is covered by an aluminum mesh grille that allows unrestricted airflow yet prevents intrusion of bugs, animals and debris.



### AW-LS-STAKE

Landscape Speaker Stake Mount

- 12" (300mm) stake mount for in-ground mounting
- Quick connect design for easy assembly

- Dimensions: 3-3/4" x 3-3/4" x 13" / (94mm x 94mm x 332mm)
- Sold individually



### AW-LS-CONDUIT

Landscape Speaker Conduit Box Mount

- Speaker mount for installations that use speaker wire in underground conduit
- Doubles as a wiring junction box
- Designed for use with standard 3/4" conduit
- Stable base with aluminum spike reinforcement
- Quick connect design for easy assembly

- Weatherproof
- Includes additional 2" (50mm) extension arm for adjustable speaker height
- Dimensions: 5-7/8" x 5-7/8" x 7-1/3" / (150mm x 150mm x 186mm) (without extension) 5-7/8" x 5-7/8" x 9-1/3" / (150mm x 150mm x 237mm) (with extension)



### AW-LS-MOUNT

Landscape Speaker Surface Mount

- Designed for mounting to flat surfaces like walls or decks
- Quick connect design for easy assembly

- Dimensions: 3-15/16" x 3-15/16" x 1-7/8" / (100mm x 100mm x 46.5mm)
- Sold individually

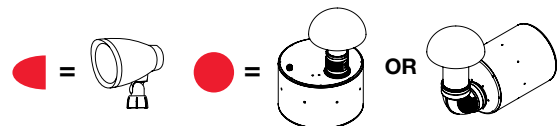



### Crown CDI DriveCore 2 | 600 Power Amplifier

Recommended Amplifier for Landscape Speakers and Subwoofer

- 600W x 2 at 4 Ohms
- Pre-loaded with custom DSP curves for landscape speakers and subwoofers
- Simultaneous 70V/100V and 8 Ohm operation
- 2U rack mountable

- Network controllable
- Compatible with Harman's HiQnet Audio Architect software
- Dimensions: 19" x 12-1/4" x 3.5" (483mm x 311mm x 89mm)



# OUTDOOR SPEAKERS

SpeakerCraft outdoor speakers afford you the luxury of enjoying your favorite entertainment audio outside of the home. We created our outdoor speakers to fill the need for high-quality sonic performance in these exterior settings. It's not widely known, but open-air applications require entirely different EQ curves and driver complements to create the same natural response experienced in an enclosed space like a living room or home theater.

Our specially crafted outdoor speakers provide the full bodied, dynamic performance that homeowners desire. Whether under eaves, around patios, near the swimming pool or buried within shrubbery, these speakers enable anyone to enjoy a seamless transition from the home to the garden.



For pricing and information,  
please visit: [store.corebrands.com](https://store.corebrands.com)



### OE DT6 ONE

Under Eave Speaker

**White Order# ASM80600**  
**Black Order# ASM80605**



- 6 1/2" Dual Voice Coil Graphite Woofer
- Dual Pivoting 1" Liquid Cooled Treated Silk Tweeters
- Timbre-Matched to All ONE Series
- Sensitivity: 90dB 1W/1m
- Power Handling: 125 Watts
- Impedance: 4 Ohm
- Frequency Response: 68Hz - 20kHz
- Dimensions: (H x W x D)  
 7" x 12" x 7 7/16"  
 178mm x 305mm x 189mm



### OE8 THREE

Under Eave Speaker

**White Order# ASM80831**  
**Black Order# ASM80836**



- One 8" Aluminum Woofer with Rubber Surround
- One 2 1/2" Aluminum Dome Midrange
- One Pivoting 1" Liquid Cooled Aluminum Tweeter
- Timbre-Matched to All THREE Series
- Sensitivity: 90dB 1W/1m
- Power Handling: 150 Watts
- Impedance: 4 Ohm
- Frequency Response: 40Hz - 20kHz
- Dimensions: (H x W x D)  
 15 3/4" x 8 3/4" x 8 3/8"  
 400mm x 222mm x 213mm



### OE6 THREE

Under Eave Speaker

**White Order# ASM80631**  
**Black Order# ASM80636**



- One 6 1/2" Aluminum Woofer with Rubber Surround
- Pivoting 1" Liquid Cooled Aluminum Tweeter
- Timbre-Matched to All THREE Series
- Sensitivity: 90dB 1W/1m
- Power Handling: 125 Watts
- Impedance: 4 Ohm
- Frequency Response: 50Hz - 20kHz
- Dimensions: (H x W x D)  
 11 1/16" x 7" x 6 1 1/16"  
 281mm x 178mm x 170mm



### OE6 ONE

Under Eave Speaker

**White Order# ASM80611**  
**Black Order# ASM80616**



- One 6 1/2" Graphite Woofer with Rubber Surround
- One Pivoting 1" Liquid Cooled Silk Tweeter
- Sensitivity: 89dB 1W/1m
- Power Handling: 125 Watts
- Impedance: 4 Ohm
- Frequency Response: 52Hz - 20kHz
- Dimensions: (H x W x D)  
 11 1/16" x 7" x 6 1 1/16"  
 281mm x 178mm x 170mm



## OE5 ONE

Under Eave Speaker

**White Order# ASM80511**

**Black Order# ASM80516**

- 5 1/4" Graphite Woofer
- Pivoting 1" Liquid Cooled Treated Silk Tweeter
- Timbre-Matched to All ONE Series
- Sensitivity: 89dB 1W/1m
- Power Handling: 100 Watts
- Impedance: 4 Ohm
- Frequency Response: 54Hz - 20kHz
- Dimensions: (H x W x D)  
9 1/4" x 6 9/16" x 7"  
235mm x 167mm x 178mm



## Ruckus 8 ONE

Landscape Speaker

**Granite# ASM33815**

**Sandstone# ASM33817**



- 8" Polypropylene Woofer with Sealed Voice Coil and Silicone Encased Leads
- 1/2" Polyamide Tweeter with Silicone Encased Leads, Coaxially Mounted
- Sensitivity: 90dB 1W/1m
- Power Handling: 120 Watts
- Impedance: 8 Ohm
- Frequency Response: 35Hz - 20kHz
- Dimensions: (H x W x D)  
11 5/8" x 15 5/8" x 12 3/4"  
294mm x 396mm x 324mm



## Ruckus 6 ONE

Landscape Speaker

**Granite# ASM33615**

**Sandstone# ASM33617**



- 6 1/2" Polypropylene Woofer with Sealed Voice Coil and Silicone Encased Leads
- 1/2" Polyamide Tweeter with Silicone Encased Leads, Coaxially Mounted
- Sensitivity: 91dB 1W/1m
- Power Handling: 80 Watts
- Impedance: 8 Ohm
- Frequency Response: 40Hz - 20kHz
- Dimensions: (H x W x D)  
9 1/8" x 13" x 10 1/2"  
233mm x 330mm x 267mm

# AMPLIFIERS

More power, more channels, more music. SpeakerCraft amplifiers deliver the power and fidelity homeowners are seeking — whether it's a couple of channels for stereo or whole home audio distribution. SpeakerCraft engineers have always understood that the amplifier line would have to address myriad situations. After years of success with our Big Bang and Vital amplifiers, SpeakerCraft has fully ReCrafted the amplifier lineup with the SC Series amplifiers: SC2-50, SC2-100, SC2-150, SC12-30 and SC16-50. Hear it to believe it.

## SC2-50

Amplifier

Order# SC2-50



- Digital high current bridgeable stereo amplifier
- 50 Watts RMS per channel into 8 Ohms (all channels driven)
- 100 Watts RMS per channel into 4 Ohms (all channels driven)
- Channels are bridgeable to 225 Watts RMS into 8 Ohms
- Rack mount ears included
- Auto switching 110V-230V power supply
- Voltage trigger input accepts 3-24VAC/DC
- Dimensions: (H x W x D) 2 1/4" x 17 1/4" x 13 1/2" 56mm x 438mm x 343.5mm
- Weight: 10.8 lb (4.9 kg)

## SC2-100

Amplifier

Order# SC2-100



- Digital high current bridgeable stereo amplifier
- 100 Watts RMS per channel into 8 Ohms (all channels driven)
- 220 Watts RMS per channel into 4 Ohms (all channels driven)
- Channels are bridgeable to 400 Watts RMS into 8 Ohms
- Rack mount ears included
- Auto switching 110V-230V power supply
- Voltage trigger input accepts 3-24VAC/DC
- Dimensions: (H x W x D) 2 1/4" x 17 1/4" x 13 1/2" 56mm x 438mm x 343.5mm
- Weight: 10.8 lb (4.9 kg)

For pricing and information, please visit: [store.corebrands.com](http://store.corebrands.com)

## SC2-150

Amplifier

Order# SC2-150



- Digital high current bridgeable stereo amplifier
- 150 Watts RMS per channel into 8 Ohms (all channels driven)
- 270 Watts RMS per channel into 4 Ohms (all channels driven)
- Channels are bridgeable to 550 Watts RMS into 8 Ohms
- Auto switching 110V-230V power supply
- Voltage trigger input accepts 3-24VAC/DC
- Rack mount ears included
- Dimensions: (H x W x D) 2 1/4" x 17 1/4" x 13 1/2" 56mm x 438mm x 343.5mm
- Weight: 10.8 lb (4.9 kg)

## SC12-30

Amplifier

Order# SC12-30



- Fully configurable 12-Channel amplifier
- 30 Watts RMS per channel into 8 Ohms (all channels driven)
- 40 Watts RMS per channel into 4 Ohms (all channels driven)
- Adjacent channels are bridgeable to 80 Watts RMS into 8 Ohms (all channels driven)
- Switchable 110V-230V power supply
- Independent level controls for all 12 channels
- Voltage trigger input accepts 3-24VAC/DC
- Rack mount ears included
- Dimensions: (H x W x D) 5 3/4" x 17 1/4" x 16 1/4" 144.7mm x 438mm x 411mm
- Weight: 35 lb (15.8 kg)

## SC16-50

Amplifier

Order# SC16-50



- Fully configurable 16-Channel amplifier
- Auto switching 110V-230V power supply
- Unique web browser configuration allows each channel to select from any of 16 inputs or combination of inputs
- Status display for troubleshooting
- Independent thermal and short circuit protection on each channel
- Three turn-on modes: music sense, voltage trigger, and manual
- IP web-based configurable EQ adjustment, volume level and high/low pass selection
- Rack mount ears included
- Dimensions: (H x W x D) 5 3/4" x 17 1/4" x 16 1/4" 144.7mm x 438mm x 411mm
- Weight: 35 lb (15.8 kg)

## Bass Power 250

Amplifier

Order# AMPX67250



- Mono Class A-B Amplifier Recommended for Cinema Sub 10 & BoomTomb Sub
- Dual Voltage Switch, 115/230V Certification For US, Europe, & Australia
- Includes Rack Mount Brackets
- Auto Sense Power On
- Variable Low Pass Crossover 50Hz-150Hz
- Fully Optimized System (Cinema Sub 10, AccuTuneBox 10 & BoomTomb)
- Power Output: 250 Watts
- Impedance Handling: 4 Ohm
- Frequency Response: 30Hz - 600Hz (LFE Input)
- Dimensions: (H x W x D) 3 1/2" x 17" x 11 1/2" 89mm x 432mm x 292mm

# CONTROL

SpeakerCraft delivers complete control for audio installations throughout the home — from the home theater to the garden. Powerful, flexible, and easy to use, the ecosystem of our state-of-the-art controller and convenient remote, keypads, and touch panels puts users in full control of their audio experience — selecting audio sources, advancing tracks, adjusting volume, and more as they enjoy different audio sources in different rooms simultaneously.



For pricing and information,  
please visit: [store.corebrands.com](http://store.corebrands.com)

## WHOLE HOME AUDIO

SpeakerCraft has long been the choice of custom installers for its bold performance, premier audio, and designer aesthetics. The MRA-664 and ecosystem do not disappoint.

**MRA-664**

Multi-Room Amplifier

Order# **MRA-664**



- Six Source, Six Zone Multi-Room Controller
- Home Theater Control
- Control of streaming content (Autonomic™, Sonos™, LMS™, Yamaha™, Fusion Research™, Vortex™, S1 Digital™)
- Compatible with SpeakerCraft handheld and wall-mounted user interfaces as well as Windows, Mac, and mobile devices.
- Control of legacy content devices: CD players, set boxes, etc. via IR
- Dimensions: (H x W x D) 3 1/2" x 17 1/4" x 12 7/8" 88mm x 438mm x 328mm
- Weight: 18 lb (8.6 kg)
- (4) 30W/ch amplified outputs
- 6 zone preamp outputs

EXPLORE THE  
POSSIBILITIES

The SpeakerCraft MRA-664 whole home audio controller delivers up to half a dozen unique music sources for amazing sound in every room of the house. This MRA integrates multi-room audio and home theater control — with easy access to streaming sources through its Sonos® interface — in a way that is simple to set up and easy to enjoy. A job that might have once required hours of programming has been distilled down to a simple execution. For larger homes, two MRAs can be paired to create a six-source 12-zone system. This means 12 rooms with music porting into each of them. Additionally, all zones are equipped with fixed or variable pre-outs, making it simple to add power and volume with one of our acclaimed SpeakerCraft Amplifiers.

## sTP7

Touchscreen

Order# sTP7-W (White) / sTP7-B (Black)



- 7" diagonal viewable area LCD touchscreen interface
- Capacitive sense touchscreen
- Proximity sensor to wake from sleep without touching
- Portrait or landscape mounting
- Supports TCP/IP communication; Wi-Fi support
- Network: 10/100 Ethernet / 802.11 B/G/N Wi-Fi
- Dimensions: (H x W x D) 5" x 8" x 1 3/4" 127mm x 203mm x 44.5mm
- Screen size: 7-inch diagonal, 16:9 widescreen

## sTP4

Touchscreen

Order# sTP4-W (White) / sTP4-B (Black)



- 4.7" diagonal viewable area LCD touchscreen interface
- Contemporary, sleek industrial design
- Edge to edge glass
- Capacitive sense touchscreen
- Proximity sensor to wake from sleep without touching as hand approaches
- Portrait or landscape
- Mounts into drywall, brick, stone, plaster, and wood, using a standard 1g US or UK junction box
- Supports TCP/IP communication
- Plug and play operation with the MRA-664
- Locally powered (optional)
- Available in white and black bezel



## sKP7

Keypad

Order# sKP7

- 7-button backlit keypad designed to allow simple control of the SpeakerCraft MRA
- Four favorite channels plus volume up and down control, system & all zones off
- PoE for single wire hookup
- Custom engraveable buttons
- Gangable with most 1g devices
- Dimensions: (H x W x D) 4 1/8" x 1 3/4" x 1 1/4"
- Mounting Depth: 1 3/4"



## sHR200

Remote Control

Order# sHR200

- Sleek remote for the intuitive SpeakerCraft MRA
- 46 backlit tactile buttons for common functions found on today's audio/video sources
- 2.4" LCD metadata display
- Accelerometer for activating LCD and backlight
- Uses instant-on Wi-Fi for communication
- IR blaster for line-of-sight control
- Dimensions: (H x W x D) 9 1/8" x 2 1/4" x 7/8"

# ACCESSORIES

SpeakerCraft has all the accessories to round out your installations. Led by the SmartPath Infrared Control Kit, SpeakerCraft's IR line-up features advanced technology to deliver outstanding performance and reliability in a wide variety of installations. With our speaker/line level A/B switches and our four-zone and eight-zone speaker selectors, you'll have an easy time getting the right level to the right speaker.



For pricing and information,  
please visit: [store.corebrands.com](https://store.corebrands.com)



## SMARTPATH IRC 4.0 Kit

Infrared Control Kit  
Order# ELT00001

IRC 4.0 is the only IR kit needed for any application, containing all components for a one room system setup. The revolutionary new micro IR receiver design provides tremendous installation flexibility. Includes snap-in adapters for tabletop, surface mount and flush mount applications. Compatible with most plasma, LCD, LED, OLED, and DLP® TVs.

Includes:

- (1) Mini IR Sensor
- (1) Tabletop Adapter
- (1) Flush Mount Adapter
- (1) Surface Mount Adapter
- (1) IR Router
- (4) IR Single Flashers
- (1) IR Power Supply



## IRC-1.0

Flush-Mount  
Mini IR Receiver  
Order# ELT01100

- Unique Quad 3.5mm Mini-Phone Type Connector
- Exclusive Ambient Noise Suppressor
- Includes Four Snap-On Color Cap Bezels (Almond, Black, Bone, and White)
- Small Unit Designed To Mount Flush with a Cabinet or Wall, Leaving Only a Circular Bezel Exposed to the Room
- May Be Mounted Behind Grille of In-Wall Speaker
- IR Activity and System Status LEDs
- Frequency Range: 28 - 90 kHz
- Requires Regulated Power Supply, Terminator Block, and Emitters
- Includes ALR Bezels for Use in Situations with Interference from Plasma Displays or CFL Units
- The Two Sizes of Ambient Light Restrictor Bezels Reduce the IR Reception Angle from 100° to 60° or 70°
- Dimensions: (Dia x L)  
1 5/32" x 2 5/8"  
12mm x 67mm
- Color Cap Bezel: (Dia x L)  
4 7/64" x 1/8"  
19mm x 3mm
- ALR Bezel: (Dia x L)  
4 7/64" x 2 3/64"  
19mm x 9mm



## IRC-2.0

Surface-Mount  
Mini IR Receiver  
Order# ELT01200BK

- Quad 3.5mm Mini-Phone Type Connector
- Exclusive Ambient Noise Suppressor
- Designed To Mount to the Surface of a Cabinet, TV Set, or Wall
- IR Activity and System Status LEDs
- Frequency Range: 28 - 90 kHz
- Requires Regulated Power Supply, Terminator Block, and Emitters
- Dimensions: (L x W x D)  
2 9/16" x 9/16" x 9/16"  
65mm x 14mm x 14mm



## IRC-2P2.1

Surface-Mount  
Mini IR Receiver  
Order# ELT01215

- Connects Via Four Stripped Conductor Wires
- Exclusive Plasma Blocking "Smart" Circuit for Severe Plasma or Multiple CFL Environments
- Pick-Up Module Allows Mounting on Flat Surfaces In Very Tiny Spaces
- IR Activity and System Status LEDs
- Frequency Range: 36 - 60 kHz (38 - 56 output)
- Requires Regulated Power Supply, Terminator Block, and Emitters



## AT-1.0

Amplified Terminator Unit

Order# ELT02100

- Central Terminating Unit for IR System
- Amplified Circuit for Driving Standard Emitters or High Powered Blasters
- Features EZ-Connect Terminal Block
- May Be Cascaded for Additional Emitter Output Jacks
- Unique Quad 3.5mm Mini-Phone Type Jack for Connection to IR Receivers
- 12V DC Power Input Jack
- 5-24V DC Status In Jack
- DIP Switches to Change Emitter/Blaster Driver Power
- Network Terminating Circuit, DIP Switchable
- Requires Regulated 12V Power Supply



## PT-1.0

Passive Terminator

Order# CTL07102

- Provides a Quick Connection of SpeakerCraft IR Receivers Equipped with Quad 3.5mm Plug and for Connection of Status, Power, and Emitters



## BOT-1.0

Break Out Terminator

Order# ELT02000

- Use This Unit to Interface Between the Quad (4-Circuit Plug on SpeakerCraft IR Receivers (If So Equipped) and 3 or 4-Conductor Interroom Wiring

### IRE-1.0



Single IR Emitter  
**Order# ELT03100**

- Unique EZ-Docker Holster for Holding the Emitter in Place and for Quick Removal When Changing Components for Service
- Holster Features Larger Surface Area Than Other Emitters for Better Adhesive Qualities
- Includes 8' Lead (2.4 m)

### IRE-2.0



Dual IR Emitter  
**Order# ELT03200**

- Unique EZ-Docker Holster for Holding the Emitter in Place and for Quick Removal When Changing Components for Service
- Holster Features Larger Surface Area Than Other Emitters for Better Adhesive Qualities
- Includes 8' Lead (2.4 m)

### IRE-3.0



Single IR Emitter with Visible LED  
**Order# ELT03300**

- Flashes Visible Red As Well As Emitting IR Signal
- Unique EZ-Docker Holster for Holding the Emitter in Place and for Quick Removal
- Holster Features Larger Surface Area Than Other Emitters for Better Adhesive Qualities
- Includes 8' Lead (2.4 m)

### IRE-4.0



Dual IR Emitter with Visible LED  
**Order# ELT03400**

- Flashes Visible Red As Well As Emitting IR Signal
- Unique EZ-Docker Holster for Holding the Emitter in Place and for Quick Removal
- Holster Features Larger Surface Area Than Other Emitters for Better Adhesive Qualities
- Includes 8' Lead (2.4 m)

## IR Shield



Emitter Cover  
**Order# ELT03050**

- Prevents Unwanted IR Signals from Interfering With Other Components
- Fits Over Most SmartPath IR Emitters and Component IR Sensor Window

- May Be Trimmed to Fit a Component's IR Sensor Window
- Dimensions: (H x W x D)  
1" x 2" x 1/4"  
25mm x 51mm x 6mm

## SAC-1.0




Serial "Y"  
Adapter Cable  
**Order# CTL07101**

- Combines 2 IR Signals or Active-High Serial Data
- Includes 1-Foot Leads (305mm)



## LL-One



Line Level Audio  
A/B Switch

Order# CTL02001

- Low Ohmic Relay Contacts Provide Lossless, Distortion-Free Switching
- Octal Switch Provides Precision Delays From 0.5 Seconds to 5 Minutes to Handle Virtually Any Music Energy Interval Without False Switching
- Sense Level Permits Adjustment to Accommodate a Wide Range of Music Level Conditions for Best Switching Threshold
- B Status 3.5mm Output Jack Provides 12V Trigger to Local Devices (Lighting, Shades, etc.) Where Desired
- PS-1.0 Power Supply Required (Not Included)
- Dimensions: (H x W x D) 3 7/16" x 4 5/8" x 1" 87mm x 117mm x 25mm



## SL-One

Speaker Level  
A/B Switch

Order# CTL02002

- Dual Relays Handle Music Power Levels up to 100 Watts
- Octal Switch Provides Precision Delays from 0.5 Seconds to 5 Minutes to Handle Virtually Any Music Energy Interval Without False Switching
- Sense Level Permits Adjustment to Accommodate a Wide Range of Music Level Conditions for Best Switching Threshold
- B Status 3.5mm Output Jack Provides 12V Trigger to Local Devices (Lighting, Shades, etc.)
- Isolated Ground Paths Permit Use of BTL (Bridged) Amplifiers
- PS-1.0 Power Supply Required (Not Included)
- Dimensions: (L x W x H) 4 5/8" x 3 7/16" x 1" 117mm x 87mm x 25mm



## S8DC

Eight-Zone Speaker Selector

Order# SWTS8500R



- Features Direct Connect Removable Screw Down Terminals
- Supports up to 8 Pairs of Speakers
- Unique Suction Feet
- When Engaged, Rear Protection Switch Assures Safe Operation, Even by Those Unfamiliar with the System
- 17" Wide To Support All Standard Components
- Includes 100 Room Labels to Customize Any Application
- Power Handling: 125 Watts per Channel
- Frequency Response: 20Hz - 20kHz
- Protection: Front Panel Button and Rear Override Switch
- Dimensions: (H x W x D) 1 3/4"\* x 17" x 6 1/8"\*\* 44mm x 432mm x 156mm

## S4DC

Four-Zone Speaker Selector

Order# SWTS4500R



- Features Direct Connect Removable Screw Down Terminals
- Supports up to 4 Pairs of Speakers
- Unique Suction Feet
- Rear Protection Switch Assures Safe Operation
- Includes 100 Room Labels to Customize Any Application
- Power Handling: 125 Watts per Channel
- Frequency Response: 20Hz - 20kHz
- Protection: Front Panel Button and Rear Override Switch
- Dimensions: (H x W x D) 1 3/4" x 8 3/8" x 6 1/8" 44mm x 213mm x 156mm

## S6VC

Six-Zone Speaker Selector Volume Control

Order# SWTS6130R



- Supports up to 6 Pairs of Speakers
- Each Zone Has a 60 Watt 12-Step Transformer-Based Stereo Volume Control
- Features Direct Connect Removable Screw Down Terminals
- Unique Suction Feet
- Rear Protection Switch Assures Safe Operation
- Includes 100 Room Labels to Customize Any Application
- Power Handling: 125 Watts per Channel
- Frequency Response: 20Hz - 20kHz
- Protection: Front Panel Button and Rear Override Switch
- Volume Control Power Handling: 60 Watts
- Volume Control Attenuation: 42dB Maximum
- Volume Control Switch: 12-Step "Make Before Break" Design
- Dimensions: (H x W x D) 1 3/4"\* x 17" x 6 1/8"\*\* 44mm x 432mm x 156mm

## S4VC

Four-Zone Speaker Selector Volume Control

Order# SWTS4130R



- Supports up to 4 Pairs of Speakers
- Each Zone Has a 60 Watt 12-Step Transformer-Based Stereo Volume Control
- Features Direct Connect Removable Screw Down Terminals
- Unique Suction Feet
- Rear Protection Switch Assures Safe Operation
- Includes 100 Room Labels to Customize Any Application
- Power Handling: 125 Watts per Channel
- Frequency Response: 20Hz - 20kHz
- Protection: Front Panel Button and Rear Override Switch
- Volume Control Power Handling: 60 Watts
- Volume Control Attenuation: 42dB Maximum
- Volume Control Switch: 12-Step "Make Before Break" Design
- Dimensions: (H x W x D) 1 3/4"\* x 17" x 6 1/8"\*\* 44mm x 432mm x 156mm

\* Add 1/2" for feet (13mm)

\*\* Measurement does not include connectors.

Please allow another 4" (102mm) for rear wiring connections.

# VOLUME CONTROL

The SpeakerCraft Volume Controls are high quality stereo autoformers designed to connect an amplifier, receiver, or speaker selector with a pair of speakers for wide range frequency response at all volume levels.



## VCR120

120 Watt Volume Knob Control

**Order# ASM17347**

- Resistive, High Power Handling Design Stereo Volume Control
- 12-Step "Make Before Break" Switch Design
- Knob Is Guaranteed to Never Come Off Due to the Easy to Assemble Design
- Screw Down Connector for Secure Wire Connections
- Power Rating: 120 Watts
- Steps: 12 (Make Before Break)
- Frequency Response: 20Hz - 20kHz
- Total Attenuation: 42dB Maximum
- Depth: 2 1/2" Behind Plate
- Mounting: Fits Nearly All Standard Single-Gang Junction Boxes and Plaster Rings

Includes: Decora® Style White, Bone, and Almond Faceplates, Inserts & Knobs



## VST60

60 Watt Volume Knob Control

**Order# ASM17141**

- Transformed-Based Stereo Volume Control
- LiftLock Connector Secures Wires In Place
- 12-Step "Make Before Break" Switch Design
- Knob is Guaranteed to Never Come off Due to the Easy-To-Assemble Design
- Power Rating: 60 Watts
- Steps: 12 (Make Before Break)
- Frequency Response: 20Hz - 20kHz
- Total Attenuation: 42dB maximum
- Depth: 2 1/2" Behind Plate
- Mounting: Fits Nearly All Standard Single-Gang Junction Boxes and Plaster Rings

Includes: Decora® Style White, Bone, and Almond Faceplates, Inserts & Knobs

For pricing and information, please visit: [store.corebrands.com](http://store.corebrands.com)



### VST60fc

60 Watt Volume Knob Control

Order# ASM17145

- Transformed-Based Stereo Volume Control
- Fast Connect Terminal Can Be Wired Ahead of Time and Simply Secured to the Volume Control at the Time of Final Installation
- Knob is Guaranteed to Never Come off Due to the Easy-To-Assemble Design
- 12-Step "Make Before Break" Switch Design
- Power Rating: 60 Watts
- Steps: 12 (Make Before Break)
- Frequency Response: 20Hz - 20kHz
- Total Attenuation: 42dB maximum
- Depth: 2 1/2" Behind Plate
- Mounting: Fits Nearly All Standard Single-Gang Junction Boxes and Plaster Rings

Includes: Decora® Style White, Bone, and Almond Faceplates, Inserts & Knobs



### VSI60

60 Watt Volume Knob Control

Order# ASM17147

- Impedance Matching, Transformer-Based Stereo Volume Control
- LiftLock Connector Secures Wires In Place
- Front-Mounted Multiple Room Switch Allows Easy Adjustment When Multiple Speakers are to be Connected to One Amplifier or Receiver
- 12-Step "Make Before Break" Switch Design
- Power Rating: 60 Watts
- Steps: 12 (Make Before Break)
- Frequency Response: 20Hz - 20kHz
- Total Attenuation: 42dB Maximum
- Depth: 2 1/2" Behind Plate
- Mounting: Fits Nearly All Standard Single-Gang Junction Boxes and Plaster Rings

Includes: Decora® Style White, Bone, and Almond Faceplates, Inserts & Knobs



### VCR60

60 Watt Volume Knob Control

Order# ASM17343

- Resistive Stereo Volume Control
- 12-Step "Make Before Break" Switch Design
- Knob Designed to Never Come Off
- Screw Down Connector for Secure Wire Connections
- Power Rating: 60 Watts
- Steps: 12 (Make Before Break)
- Frequency Response: 20Hz - 20kHz
- Total Attenuation: 42dB Maximum
- Depth: 2 1/2" Behind Plate
- Mounting: Fits Nearly All Standard Single-Gang Junction Boxes and Plaster Rings

Includes: Decora® Style White, Bone, and Almond Faceplates, Inserts & Knobs



\*Included Faceplates



### VSI45

45 Watt Volume Knob Control

**Order# ASM17151**

- Impedance Matching, Transformer-Based Stereo Volume Control
- Features a Removable Wire Block Terminal, Which Allows for Quick and Easy Wiring
- 10-Step "Make Before Break" Switch Design
- Power Rating: 45 Watts
- Steps: 10 (Make Before Break)
- Frequency Response: 20Hz - 20kHz
- Total Attenuation: 42dB Maximum
- Depth: 2" Behind Plate
- Mounting: Fits Nearly All Standard Single-Gang Junction Boxes and Plaster Rings

Includes: Decora® Style White, Bone, and Almond Faceplates, Inserts & Knobs



### VST45

45 Watt Volume Knob Control

**Order# ASM17149**

- Transformer-Based Stereo Volume Control
- 10-Step "Make Before Break" Switch Design
- Knob Designed to Never Come Off
- Power Rating: 45 Watts
- Steps: 10 (Make Before Break)
- Frequency Response: 20Hz - 20kHz
- Total Attenuation: 42dB Maximum
- Depth: 2" Behind Plate
- Mounting: Fits Nearly All Standard Single-Gang Junction Boxes and Plaster Rings

Includes: Decora® Style White, Bone, and Almond Faceplates, Inserts & Knobs



### VSL60

60 Watt Volume Slide Control

**Order# ASM90173W**


- Transformer-Based Stereo Volume Control
- Slide Switch
- Removable Screw Down Terminals
- Power Rating: 60 Watts
- Steps: 12 (Make Before Break)
- Frequency Response: 20Hz - 20kHz
- Total Attenuation: 42dB Maximum
- Depth: 2 1/2" Behind Plate
- Mounting: Fits Nearly All Standard Single-Gang Junction Boxes and Plaster Rings

# INSTALLATION ACCESSORIES

SpeakerCraft makes a variety of top-of-the-line transformers, enclosures, retro brackets, grilles, and accessories. We offer all the nuts and bolts that enable any system to be easily installed and function seamlessly throughout any home.

For pricing and information,  
please visit: [store.corebrands.com](https://store.corebrands.com)





**SE1410 -  
AIM WIDE**

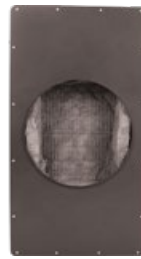
8" Sound Enclosure  
with Wing Clips

**Order# ASM70800**

- Fits: All 8" AIM Series 2, AIM8, 8" CRS, 8" DT & 8.2 BAS, AIM Wide
- Fire Rated According to UL Standard ASTM E119
- Dimensions: (H x W x D) 14" x 10" x 8 5/8" (Not Including Front Mounting Flange)

356mm x 254mm x 219mm  
Add 1" Depth (25mm) for  
Wiring Entry and  
Seismic Tab

- NOTE: Extension Wings Sold Separately




**SE1410 -  
CRS8**

8" Sound Enclosure  
with Wing Clips

**Order# ASM90901**

- Fits: All 8" AIM Series 2, AIM8, 8" CRS, 8" DT & 8.2 BAS
- Fire Rated According to UL Standard ASTM E119
- Dimensions: (H x W x D) 14" x 10" x 5 3/4" (Not Including Front Mounting Flange) 356mm x 254mm x 146mm

- NOTE: Extension Wings Sold Separately
- Minimum 1/2" drywall or finish materials




**SE1410 -  
6" R SE**

6" Sound Enclosure  
with Wing Clips

**Order# ASM90508**

- Fits: All AIM7 Series 2, AIM7, CRS6 & 6" WHA Models
- Fire Rated According to UL Standard ASTM E119
- Dimensions: (H x W x D) 14" x 10" x 5 3/4" (Not Including Front Mounting Flange) 356mm x 254mm x 146mm

- NOTE: Extension Wings Sold Separately



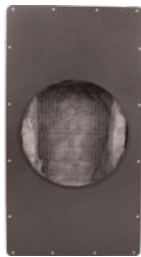
**SE1410 -  
AIM5**

5" Sound Enclosure  
with Wing Clips

**Order# ASM82500**

- Fits: All AIM5 Series 2, AIM5 and All 5" CRS, 5" DT, 5" Whole House Round
- Fire Rated According to UL Standard ASTM E119
- Dimensions (H x W x D): 14" x 10" x 5 3/4" (Not Including Front Mounting Flange) 356mm x 254mm x 146mm

- NOTE: Extension Wings Sold Separately



**SE1410 -  
Custom SE**

Sound Enclosure with  
Wing Clips

**Order# ASM90904**

- 10" Opening with no Cut-Out Flange Allows Drywall Cut-Out Fits: All AIM8 Series 2, AIM7 Series 2, AIM5 Series 2, AIM5, AIM7, AIM8, CRS6, CRS5, DT8, DT7, DT6, BAS
- Dimensions: (H x W x D) 14" x 10" x 5 3/4" (Not Including Front Mounting Flange) 356mm x 254mm x 146mm

- Minimum 1/2" drywall or finish materials
- NOTE: Extension Wings Sold Separately
- \*\* This Model Does not Include Sound Damping Material




**Extension  
Wings**

Suspended Ceiling  
Extension Wings

**Order# WNG90700**

- Fits Models SE1612 and SE1410
- A Single Pair Is Enough To Mount One Enclosure
- Attaches to SpeakerCraft Sound Enclosures with Clips, Allowing Them To Be Mounted 24" On Center


- Allows Enclosures To Be Placed Into Suspended Ceilings
- NOTE: Wings Will Only Fit Enclosures with "Clips"



**SE1612 - AIM7 MT**

7" Rectangle Sound Enclosure without Extension Wing Clips  
**Order# ASM81700**

- Fits All AIM7 MT
- Fire Rated According to UL Standard ASTM E119
- Dimensions: (H x W x D)  
16" x 12" x 3 1/2"  
(Not Including Front Mounting Flange)  
406mm x 305mm x 89mm



**SE1612 - MT6**

6" Rectangle Sound Enclosure with Extension Wing Clips  
**Order# ASM90601**


- Fits: All MT6 6" Whole House Rectangle
- Fire Rated According to UL Standard ASTM E119
- Dimensions: (H x W x D)  
16" x 12" x 3 1/2"  
(Not Including Front Mounting Flange)  
406mm x 305mm x 89mm
- NOTE: Extension Wings Sold Separately



**SE1612 - AIM LCR5**

Rectangle Sound Enclosure without Extension Wing Clips  
**Order# ASM84600**

- Fits All AIM LCR5
- Fire Rated According to UL Standard ASTM E119
- Dimensions: (H x W x D)  
14 3/8" x 12" x 3 1/2"  
(Not Including Front Mounting Flange)  
365mm x 305mm x 89mm



**SE1612 - AIM LCR3**

Rectangle Sound Enclosure without Extension Wing Clips  
**Order# ASM74300**

- Fits All AIM LCR3
- Fire Rated According to UL Standard ASTM E119
- Dimensions: (H x W x D)  
14 3/8" x 12" x 3 1/2"  
(Not Including Front Mounting Flange)  
365mm x 305mm x 89mm



**AccuTune Box 10**

Subwoofer Cabinet  
**Order# ASM67102**

- For Use with New Construction Installations
- Enhanced Performance and Look
- Fully Optimized System (Profile Cinema Sub 10, AccuTuneBox 10, & Bass Power 250)
- Dimensions: (H x W x D)  
42 3/4" x 14 3/8" x 3 1/4"  
1086mm x 365mm x 83mm
- Cut Out Dimensions for Baffle: (H x W)  
12 1/8" x 12 1/8"  
(308mm x 308mm)



**Transformer**

Speaker Transformer  
**Order# TRN762**

- 70.7 Volt Line Transformer for Commercial
- Primary Terminations: 6" Long, Color-Coded, Pre-Stripped Wires
- Secondary Terminations: 6" Long, Color-Coded, Pre-Stripped Wires
- Frequency Response: 40Hz - 15kHz
- Impedance: 8 Ohm or 4 Ohm
- Insertion Loss: 0.6dB
- Power Rating: 50 Watts
- Tap Settings: 10, 20 or 30 Watts

## Construction Brackets and Extensions



	Accessory Type	Compatible Products	Order #
<b>In-Wall</b>	AIM Cinema Series InstaLock	Profile AIM Cinema Series Speakers ONLY	BKT71500E
	AIM LCR5 Series InstaLock Construction Brackets	Profile AIM LCR5 Series Speakers ONLY	BKT84600E
	AIM LCR3 Series InstaLock Construction Brackets	Profile AIM LCR3 Series Speakers ONLY	BKT74300E
	6" Rectangle Series InstaLock Construction Brackets	MT6, WH6.2RT, WH6.1RT, WH6.0RT	BKT90601E
	7" Rectangle AIM7 MT Series InstaLock Construction Brackets	AIM7 MT	BKT81700E
	8" Round Series InstaLock New Construction Brackets	AIM8 Series 2, Profile AIM8, AIM8, Profile AIM Wide, Profile CRS8, CRS8, 8.2BAS	BKT90681E
	6" Round Series InstaLock New Construction Brackets	AIM7 Series 2, Profile AIM7, AIM7, Profile CRS6, CRS6, Profile Ultra Slim, WH6.1R, WH6.0R	BKT90611E
	Height Speaker InstaLock Construction Bracket	ATX100	BKTATX100
	AIM LCR5 Series 2 InstaLock Construction Bracket	AIM2LCR55 and AIM2LCR52	BKTAIM2LCR5
	ATS500 and ATS200 Systems InstaLock Construction Bracket	AIM LCR5 Series 2 speakers installed with ATX100	BKTATXAIM2LCR5
Profile AIM LCR5 Atmos System InstaLock Construction Bracket	Profile AIM LCR5 speakers installed with ATX100	BKTPROAIMLCR5	
<b>In-Ceiling</b>	5" Round Series InstaLock New Construction Brackets	AIM5 Series 2, AIM5, 5.2R	BKT90521E
	8" Round Series Wing for InstaLock New Construction Brackets	AIM8 Series 2, Profile AIM8, AIM8, Profile AIM Wide, Profile CRS8, CRS8, 8.2BAS	WNG90224
	6" Round Series Wing for InstaLock New Construction Brackets	AIM7 Series 2, Profile AIM7, AIM7, Profile CRS6, CRS6, Profile Ultra Slim, WH6.1R, WH6.0R	WNG90222

## Cover Plates

\*4 Pair Minimum Order




	Accessory Type	Compatible Products	Order #
In-Ceiling	Cover Plate: 8" Round Series	AIM8 Series 2, AIM8 Profile AIM Wide, Profile CRS8, 8.2BAS	ASM90208E
	Cover Plate: 6" Round Series	AIM7 Series 2, AIM7, Profile CRS6, CRS7, Profile Ultra Slim, WH6.1R	ASM90216E
	Cover Plate: 5" Round Series	AIM5 Series 2, Profile AIM5, 5.2R, WH5.2R	ASM90205E
In-Wall	Cover Plate: 6" Rectangle Series	MT6, WH6.1RT, WH6.0RT	ASM90206E
	Cover Plate: 7" AIM7 MT Series	Profile AIM7 MT, AIM7 Series 2	ASM81702E

## Profile Square Grilles

To match lighting, vents, or a pre-existing fixture, a square grille may be visually more appealing than a round grille. In this case, any of our round Profile speaker grilles can easily be interchanged with our new square grille.


**Special Note:** Order # is for standard white color. To order "classic white" omit the "-2" at the end of order #.



Accessory Type	Compatible Products	Order #
8" Profile Square Grille	AIM8 Series 2, Profile CRS8, Profile AIM8 Series	GRL66868E-2
7" Profile Square Grille	AIM7 Series 2, Profile CRS6, Profile AIM7	GRL66827-2
5" Profile Square Grille	AIM5 Series 2, Profile AIM5	GRL66825E-2
3" Profile Square Grille	Profile CRS3	GRL66863E-2

## Profile Replacement Grilles

**Special Note:** Order # is for standard white color. To order "classic white," omit the "-2" at the end of order #.



	Accessory Type	Compatible Products	Order #
<b>In-Ceiling</b>	8" Grille	Profile AIM8 FIVE, Profile AIM8 THREE	GRL58003-2
	8" Grille	AIM8 Series 2, Profile AIM8 TWO, Profile AIM8 ONE	GRL58001-2
	8" Grille	Profile CRS8	GRL56800-2
	7" Grille	AIM7 Series 2, Profile AIM7	GRL57000-2
	6" Grille	Profile CRS6	GRL56600-2
	5" Grille	AIM5 Series 2, Profile AIM5	GRL55000-2
<b>In-Wall</b>	LCR Grille	Profile AIM LCR	GRL54600-2
	LCR3 Grille	Profile AIM LCR3	GRL54300-2
	Cinema Grille	Profile AIM Cinema	GRL59100-2
	7" Grille	Profile AIM7 MT	GRL57703-2

## Aluminum Replacement Grilles

**Special Note:** Order # is for classic white color. To order "standard/bright white," add "-2" to the end of order stock #.

Accessory Type	Compatible Products	Order #
8" Speaker Aluminum Grille	CRS8 One THREE	GRL86800
7" Speaker Aluminum Grille	AIM7 Five TWO, AIM7 DT	GRL82700
6 1/2" Speaker Aluminum Grille	CRS6 Zero, WH6.1R	GRL90602
6 1/2" Speaker Aluminum Grille	MT6, WH6.1RT, WH6.0RT	GRL87600-2
OE Replacement Aluminum Grille	OE5 ONE	GRL80510: White
OE Replacement Aluminum Grille	OE5 ONE	GRL80515: Black
OE Replacement Aluminum Grille	OE6 THREE & ONE	GRL80610: White
OE Replacement Aluminum Grille	OE6 THREE & ONE	GRL80615: Black
OE Replacement Aluminum Grille	OE8 THREE	GRL80810: White
OE Replacement Aluminum Grille	OE8 THREE	GRL80815: Black
OE Replacement Aluminum Grille	OE6 DT	GRL80600: White
OE Replacement Aluminum Grille	OE6 DT	GRL80605: Black

1800 South McDowell Blvd. Petaluma, CA 94954 • 800-472-5555  
www.speakercraft.com

© 2018 Nortek Security & Control. All Rights Reserved.  
SpeakerCraft® is a registered trademark of Nortek Security & Control.  
DuPont™ and Kevlar® are trademarks or registered trademarks of  
E.I. du Pont de Nemours and Company. Dolby and Dolby Atmos are  
registered trademarks of Dolby Laboratories.

Rev-A - 1/2018

**2018 EDITION**

