


























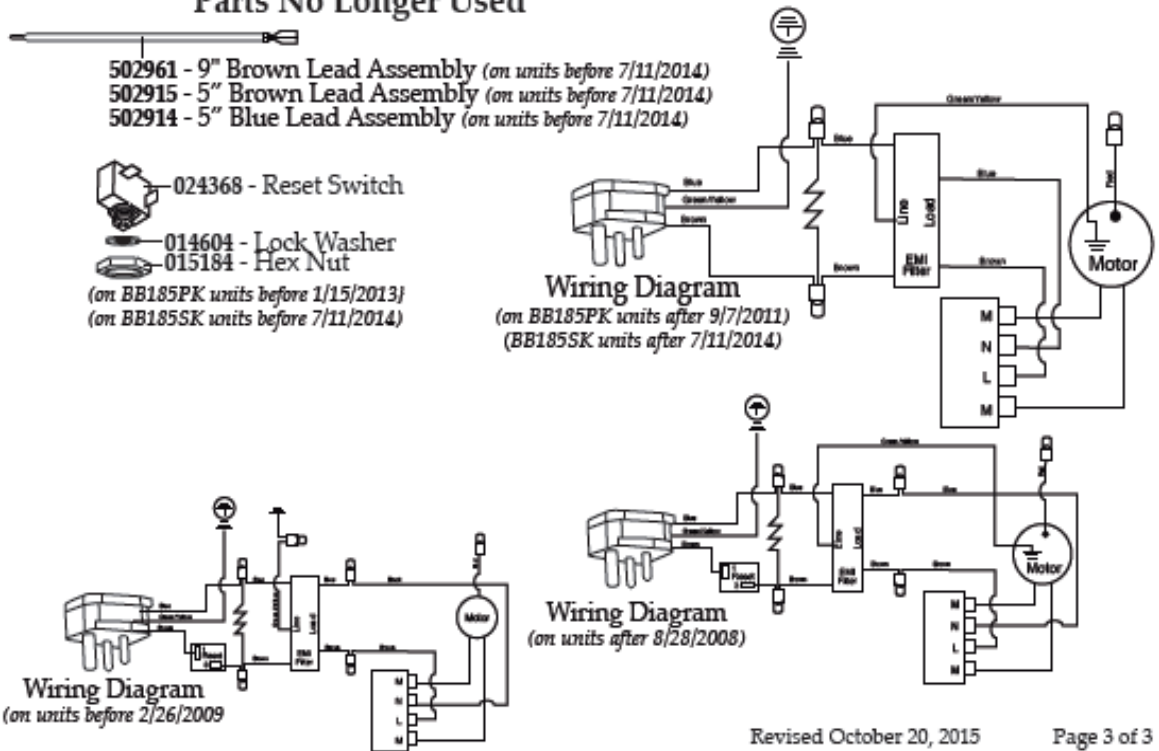


Machine	Explode	Code	Description
Waring Bar Blender - 1 Litre	1	WA320	Cover Lid
Waring Bar Blender - 1 Litre	2	WA319	Jar Lid
Waring Bar Blender - 1 Litre	3		44 oz. Eastman Container
Waring Bar Blender - 1 Litre	4	WA322	Jar Seal
Waring Bar Blender - 1 Litre	5		Blending Assembly (changed on units after 7/11/2014)
Waring Bar Blender - 1 Litre	5-1	N915	Blending Assembly
Waring Bar Blender - 1 Litre	6	WA323	Jar Bottom
Waring Bar Blender - 1 Litre	7		Blade & Shaft Assembly (on units after 7/11/2014)
Waring Bar Blender - 1 Litre	7-1	WA409	Blade & Shaft Assembly
Waring Bar Blender - 1 Litre	8		V Seal
Waring Bar Blender - 1 Litre	9		Stainless Steel Bearing Holder
Waring Bar Blender - 1 Litre	10		Nylon Washer
Waring Bar Blender - 1 Litre	11		Clutch (on units after 7/11/2014)
Waring Bar Blender - 1 Litre	11-1	WA316	Clutch
Waring Bar Blender - 1 Litre	12	WA348	Jar Cover
Waring Bar Blender - 1 Litre	13	WA347	32 oz. Stainless Steel Container
Waring Bar Blender - 1 Litre	14		Clutch (on units after 7/11/2014)
Waring Bar Blender - 1 Litre	14-1	WA316	Clutch
Waring Bar Blender - 1 Litre	15		Cap Washer (on units after 6/3/2011)
Waring Bar Blender - 1 Litre	15-1	WA032	Washer
Waring Bar Blender - 1 Litre	16		Top Housing (changed 5/15/2006)
Waring Bar Blender - 1 Litre	17		Control Panel (on BB185PK units after 9/7/2011)
Waring Bar Blender - 1 Litre	17-1		Control Module Panel (on BB185SK units after 7/11/2014)
Waring Bar Blender - 1 Litre	18		Screw (4 required)
Waring Bar Blender - 1 Litre	19	WA315	Upper Motor Mount
Waring Bar Blender - 1 Litre	20		Rubber Bushing (4 required)
Waring Bar Blender - 1 Litre	21		Eyelet (4 required)
Waring Bar Blender - 1 Litre	22		Screw (4 required)
Waring Bar Blender - 1 Litre	23		Motor & Terminal Assembly (on units after 7/11/2014)
Waring Bar Blender - 1 Litre	23-1		ECM Motor Assembly
Waring Bar Blender - 1 Litre	24		Shroud (on units after 6/13/2004)
Waring Bar Blender - 1 Litre	24-1		Shroud
Waring Bar Blender - 1 Litre	25		Resistor Assembly
Waring Bar Blender - 1 Litre	26		Cord Set (on units after 7/11/2014)
Waring Bar Blender - 1 Litre	26-1		Cord Set (on units after 6/13/2004)
Waring Bar Blender - 1 Litre	26-2		Cord Set
Waring Bar Blender - 1 Litre	27		Strain Relief
Waring Bar Blender - 1 Litre	28		Filter & Bracket Assembly (on BB185PK units after 9/7/2011)
Waring Bar Blender - 1 Litre	28-1		Filter Assembly (on BB185SK units after 7/11/2014)

Waring Bar Blender - 1 Litre	29		Crimp Connector (3 required on BB185PK units after 9/7/2011)
Waring Bar Blender - 1 Litre	30		Cable Tie (5 required)
Waring Bar Blender - 1 Litre	31		Ground Screw (2 required on units after 9/17/2008)
Waring Bar Blender - 1 Litre	31-1		Ground Screw (2 required on units after 5/9/2005) – (1 required)
Waring Bar Blender - 1 Litre	32		Lock Washer (2 required on units after 5/9/2005) – (1 required)
Waring Bar Blender - 1 Litre	33		Bottom Housing (on BB185PK units after 9/7/2011}
Waring Bar Blender - 1 Litre	33-1		Bottom Housing with Reset Hole (on units after 6/15/2004)
Waring Bar Blender - 1 Litre	33-2		Bottom Housing with Reset Assembly (on units after 6/15/2004)
Waring Bar Blender - 1 Litre	33-3		Bottom Housing
Waring Bar Blender - 1 Litre	34	WA341	Torx Screw (4 required on units after 6/15/2004)
Waring Bar Blender - 1 Litre	34-1		Screw (4 required)
Waring Bar Blender - 1 Litre	35		Suction Cup Foot (4 required)
Waring Bar Blender - 1 Litre	36		Bottom Plate Plug (on units after 6/15/2004)

Parts No Longer Used



Revised October 20, 2015

Page 3 of 3