

Audio remote control in the rear*

Principle

The following audio functions at the front can be controlled using the audio remote control in the rear:

- ▷ "Radio"
- ▷ "CD/Multimedia"





The operation is the same as for the corresponding keys on the CD/DVD* player.

In the centre armrest in the rear



Upright or horizontal storage in the centre armrest.

Menu guidance

Press the button	Function
	Turn the wheel: adjusts the volume. Press middle button: switches the sound on/off.
	Switches entertainment sources.
	Switches stations, tracks or chapters.
	Keep button pressed: fast forward/rewind.

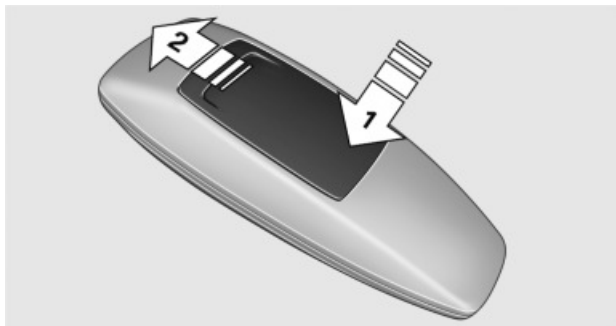
The send time of the remote control is limited in accordance with legal regulations. Pressing or turning the relevant button again allows a function to be executed again.

Changing the batteries



No rechargeable batteries

Do not use rechargeable batteries, otherwise their contents can lead to damage. ◀



1. Remove the cover. To do so, press the cover, arrow 1, and push forwards, arrow 2.
2. Insert batteries of the same type.
3. Close the cover.



Dispose of old batteries at an authorised collecting point or hand them in to a Service Centre.