

Marshall  
CODE™  
THE 100 WATT CONNECTED AMP


QUICK START


ENGLISH

## IMPORTANT SAFETY INFORMATION

- 1) Read these instructions.
- 2) Keep these instructions.
- 3) Heed all warnings.
- 4) Follow all instructions.
- 5) Do not use this apparatus near water.
- 6) Clean only with dry cloth.
- 7) Do not install near any heat sources such as radiators, heat registers, stoves, or other apparatus (including amplifiers) that produce heat.
- 8) Do not defeat the safety purpose of the polarised or grounding-type plug. A polarised plug has two blades with one wider than the other. A grounding type plug has two blades and a third grounding prong. The wide blade or the third prong are provided for your safety. If the provided plug does not fit into your outlet, consult an electrician for replacement of the obsolete outlet.
- 9) Protect the power cord from being walked on or pinched particularly at plugs, convenience receptacles, and the point where they exit from the apparatus.
- 10) Only use attachments/accessories specified by the manufacturer.
- 11) Unplug this apparatus during lightning storms or when unused for long periods of time.
- 12) Refer all servicing to qualified service personnel. Servicing is required when the apparatus has been damaged in any way, such as power-supply cord or plug is damaged, liquid has been spilled or objects have fallen into the apparatus, the apparatus has been exposed to rain or moisture, does not operate normally, or has been dropped.
- 13) WARNING: To reduce the risk of fire or electric shock, do not expose this apparatus to rain or moisture.
- 14) The appliance coupler is used as the disconnect device, the disconnect device shall remain readily operable.
- 15) The apparatus shall not be exposed to dripping or splashing and that no objects filled with liquid, such as vases, shall be placed on the apparatus.



 This "bolt of lightning" symbol indicates uninsulated material within your unit may cause an electric shock. For the safety of everyone in your household, please do not remove product covering.

 The "exclamation point" calls attention to features for which you should read the enclosed literature closely to prevent operating and maintenance problems.

## COMPLIANCE STATEMENT

This device complies with Part 15 of the FCC Rules.

Operation is subject to the following two conditions: (1) This device may not cause harmful interference, and (2) This device must accept any interference received, including interference that may cause undesired operation.

Warning: Changes or modifications to this unit not expressly approved by the party responsible for compliance could void the user's authority to operate the equipment.

Note: This equipment has been tested and found to comply with the limits for a Class B digital device, pursuant to Part 15 of the FCC Rules. These limits are designed to provide reasonable protection against harmful interference in a

residential installation. This equipment generates, uses and can radiate radio frequency energy and, if not installed and used in accordance with the instructions, may cause harmful interference to radio communications. However, there is no guarantee that interference will not occur in a particular installation. If this equipment does cause harmful interference to radio or television reception, which can be determined by turning the equipment off and on, the user is encouraged to try to correct the interference by one or more of the following measures:

- Reorient or relocate the receiving antenna.
- Increase the separation between the equipment and receiver.

- Connect the equipment into an outlet on a circuit different from that to which the receiver is connected.

- Consult the dealer or an experienced radio/TV technician for help.

This equipment complies with FCC RF radiation exposure limits set forth for an uncontrolled environment. This equipment should be installed and operated with a minimum distance of 20 centimeters between the radiator and your body.

Industry Canada caution.

This device complies with Industry Canada licence-exempt RSS standard(s).

Operation is subject to the following two conditions:

- (1) This device may not cause interference, and
- (2) This device must accept any interference, including interference that may cause undesired operation of the device.

Français:

Le présent appareil est conforme aux CNR d'Industrie Canada applicables aux appareils radio exempts de licence. L'exploitation est autorisée aux deux conditions suivantes:

- (1) l'appareil ne doit pas produire de brouillage, et
- (2) l'utilisateur de l'appareil doit accepter tout brouillage radioélectrique subi, même si le brouillage est susceptible d'en compromettre le fonctionnement.

CE 2200

## WELCOME TO CODE

CODE is a new generation of Marshall amplifier featuring Marshall Softube Technology (MST). Fully programmable, CODE combines authentic modelling of classic and contemporary Marshall tones with studio quality FX. CODE incorporates full Bluetooth® control and audio streaming using the Marshall Gateway™ App. Thank you for choosing Marshall.

- The Marshall Team.

## GETTING STARTED

Ensure that the ON/OFF switch is set to the OFF position.



If using the CODE100H head, connect your speaker cable to the SPEAKER output on the rear panel of the amplifier and to your speaker cabinet.

**WARNING!** Always ensure that mains power is switched OFF before unplugging the speaker cabinet. NEVER use CODE100H without a speaker cabinet connected.

Connect the supplied power cord to the rear of the amplifier before plugging into the mains electricity supply.

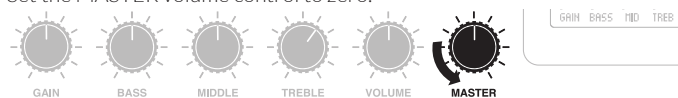


Plug your guitar cable into your guitar and into the amplifier INPUT jack socket.



**!** Always use a good quality screened/shielded ¼" jack to jack guitar cable.

Set the MASTER volume control to zero.



Turn the amplifier ON using the ON/OFF switch.

Gradually turn the MASTER up to your desired volume level.

## PRESETS

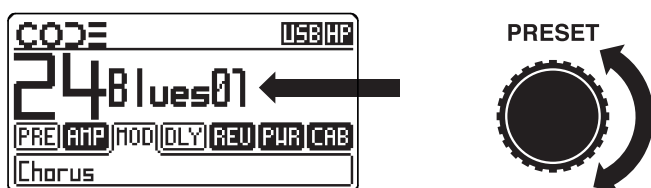
### What is a Preset?

A Preset is a group of amplifier & speaker models, with tonal settings and FX: Chorus, Delay, Reverb etc, stored to a single location within your CODE amplifier's memory. This is like a 'snapshot' of the whole amplifier's settings (excluding MASTER volume), which can be recalled using the PRESET selector, the Marshall Gateway™ App, the 2-way footswitch (supplied) or with the CODE footcontroller (PEDL-91009, sold separately).

**!** CODE has 100 editable Presets.

### Exploring Presets

Turn the PRESET selector to explore CODE's factory Presets.



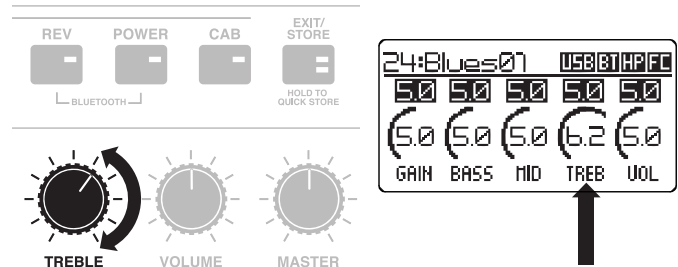
The Preset name, number and active Sections will show on the display screen. Take some time to listen to the factory Presets before creating your own unique sound.

**!** Discover how to create your own Presets in the full CODE Owner's Manual at [marshallamps.com](http://marshallamps.com)

## CONTROLS

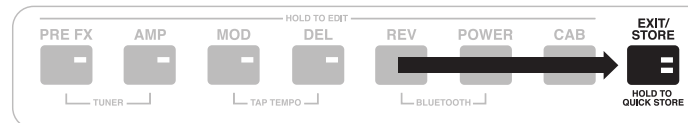
CODE's control knobs adjust GAIN, BASS, MIDDLE, TREBLE and VOLUME. Because these settings are stored as part of a Preset, the control knobs are inactive until used. This means that until they are turned their position is not related to their setting within a Preset.

**!** When you turn a control knob it becomes active. The display screen will show the name and edited setting of whichever control you are using - this value will change up and down as you turn the control knob. The value shown above the edited setting is the stored setting.



**!** Your adjusted settings will remain active until you move off the current Preset. When you return to that Preset its settings will have reverted back to what is stored.

You can QUICK STORE your setting changes at any point by pressing and holding down the EXIT/STORE switch.



**CAUTION:** When you use QUICK STORE, the existing Preset will be overwritten with your setting changes.

## GET CONNECTED



Download the Marshall Gateway™ App, which is available now from the App Store and Google Play, to control CODE with your iOS or Android device via Bluetooth.

Connect your iOS or Android device via Bluetooth, your MP3 player via the dedicated MP3 mini jack socket, or your computer via USB, to stream tracks from your music library through CODE.

Connect to your preferred audio software via USB to use CODE as a digital recording interface.



The Bluetooth® word mark and logos are registered trademarks owned by Bluetooth SIG, Inc. and any use of such marks by Marshall Amplification Plc is under license. Other trademarks and trade names are those of their respective owners.

## MARSHALLAMPS.COM | #LIVEFORMUSIC

Marshall Amplification Plc, Denbigh Road, Bletchley, Milton Keynes, MK1 1DQ, England.  
Telephone: +44 (0) 1908 375411 | Fax: +44 (0) 1908 376118  
Registered in England. Registered Number: 805676



Whilst the information contained herein is correct at the time of publication, due to its policy of constant improvement and development, Marshall Amplification Plc reserves the right to alter specifications without prior notice.

CATS-00225