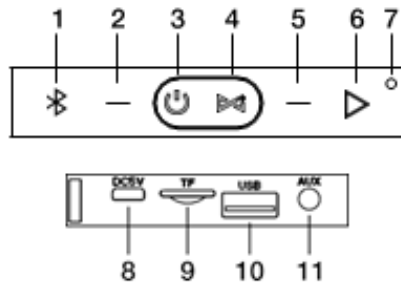


# User manual









## I. Appearance & functions



- |                                   |                            |
|-----------------------------------|----------------------------|
| 1. Mode switch                    | 7. Miphone                 |
| 2. Volume down/Previous song      | 8. Micro USB charging port |
| 3. Power on/off                   | 9. TF port                 |
| 4. TWS                            | 10. USB port               |
| 5. Volume up/Next song            | 11. AUX port               |
| 6. Play or pause/ hands-free call |                            |

## II. Instructions for use

-  1. Mode switch: Insert any of the TF card, USB or 3.5mm audio cable, then Shortly press the button successively to switch between the Bluetooth, USB, TF and AUX modes.
-  2. Volume down/Previous song: Long press for volume down, Short press for previous song
-  3. Power on/off: Long press to turn on /off the speaker. After turn on the speaker, go to your device setting and activate the Bluetooth® feature, then search for devices, Find this speaker which appears as" BB-1000" on the device list and pair, The voice prompt will alert you if the pairing is successful. (If pass-code is requested, enter"0000.")
-  4. TWS: Turn on two speakers in the same time, then press either of the speaker to set the TWS function. the beep voice will come out after few seconds to show two speakers connected with each other. , go to your device setting and activate the Bluetooth® feature, then search for devices, Find this speaker which appears as" BB-1000" on the device list and pair, The voice prompt will alert you if the pairing is successful.
-  5. Volume up/Next song: Long press for volume up, short press for next song
-  6. Play or pause/ hands-free call : In music: short press for play/pause: In calling: short press for answer /hang up phone call , and the double press for redial last phone call .

**Package contains:**

- a. 1 pcs bluetooth speaker
- b. 1 pcs charging cable
- c. 1 pcs 3.5mm audio cable
- d. 1 pcs user manual

**FCC WARNING**

This device complies with part 15 of the FCC Rules. Operation is subject to the following two conditions:

(1) this device may not cause harmful interference, and (2) this device must accept any interference received, including interference that may cause undesired operation.

Any changes or modifications not expressly approved by the party responsible for compliance could void the user's authority to operate the equipment.

NOTE: This equipment has been tested and found to comply with the limits for a Class B digital device, pursuant to Part 15 of the FCC Rules. These limits are designed to provide reasonable protection against harmful interference in a residential installation. This equipment generates, uses and can radiate radio frequency energy and, if not installed and used in accordance with the instructions, may cause harmful interference to radio communications. However, there is no guarantee that interference will not occur in a particular installation.

If this equipment does cause harmful interference to radio or television reception, which can be determined by turning the equipment off and on, the user is encouraged to try to correct the interference by one or more of the following measures:

- Reorient or relocate the receiving antenna.
- Increase the separation between the equipment and receiver.
- Connect the equipment into an outlet on a circuit different from that to which the receiver is connected.
- Consult the dealer or an experienced radio/TV technician for help. The device has been evaluated to meet general RF exposure requirement. The device can be used in portable exposure condition without restriction

FCC ID: 2APOP-S1