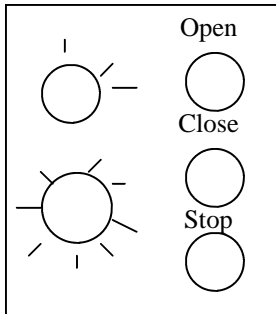


535T

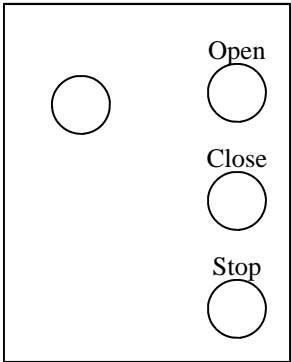


Open, Close & Stop Transmitter to Control 27 Doors. Match dipswitches 1 thru 5 on both transmitter and receiver. Set the 6th, 7th, & 8th dipswitch in open/close/stop receiver accordingly.

“Changes or modifications not expressly approved by the party responsible for compliance could void the user’s authority to operate the equipment”

Receiver	Dial Setting 1-9	Dial Setting ABC	6th Dipswitch on Receiver	7th Dipswitch on Receiver	8th dipswitch on Receiver
Door 1	1	A	“+”	“+”	“+”
Door 2	2	A	“+”	“+”	“O”
Door 3	3	A	“+”	“+”	“_”
Door 4	4	A	“+”	“O”	“+”
Door 5	5	A	“+”	“O”	“O”
Door 6	6	A	“+”	“O”	“_”
Door 7	7	A	“+”	“_”	“+”
Door 8	8	A	“+”	“_”	“O”
Door 9	9	A	“+”	“_”	“_”
Door 10	1	B	“O”	“+”	“+”
Door 11	2	B	“O”	“+”	“O”
Door 12	3	B	“O”	“+”	“_”
Door 13	4	B	“O”	“O”	“+”
Door 14	5	B	“O”	“O”	“O”
Door 15	6	B	“O”	“O”	“_”
Door 16	7	B	“O”	“_”	“+”
Door 17	8	B	“O”	“_”	“O”
Door 18	9	B	“O”	“_”	“_”
Door 19	1	C	“_”	“+”	“+”
Door 20	2	C	“_”	“+”	“O”
Door 21	3	C	“_”	“+”	“_”
Door 22	4	C	“_”	“O”	“+”
Door 23	5	C	“_”	“O”	“O”
Door 24	6	C	“_”	“O”	“_”
Door 25	7	C	“_”	“_”	“+”
Door 26	8	C	“_”	“_”	“O”
Door 27	9	C	“_”	“_”	“_”

639T



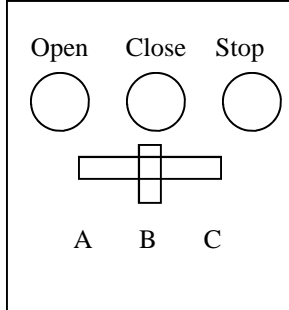
Open, Close & Stop Transmitter to Control 9 Doors.
 Match dipswitches 1 thru 6 on both transmitter and receiver.
 Set the 7th and 8th dipswitch in open/close/stop receivers accordingly.

Receiver	Dial Setting	7th Dipswitch on Receiver	8th dipswitch on Receiver
Door 1	1	“+”	“+”
Door 2	2	“+”	“O”
Door 3	3	“+”	“_”
Door 4	4	“O”	“+”
Door 5	5	“O”	“O”
Door 6	6	“O”	“_”
Door 7	7	“_”	“+”
Door 8	8	“_”	“O”
Door 9	9	“_”	“_”

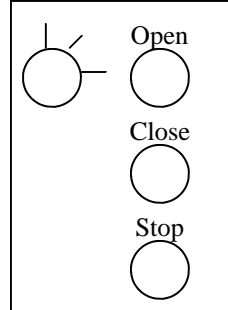
“Changes or modifications not expressly approved by the party responsible for compliance could void the user’s authority to operate the equipment”

8833CT-O/C/S & 733T

8833CT-O/C/S



733T



Open, Close & Stop Transmitter to Control 3 Doors.

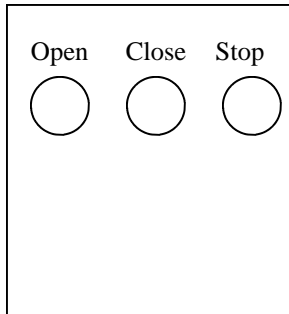
Match dipswitches 1, 2, 3, 4, 5, 7 & 8 on both transmitter and receiver. Set the 6th dipswitch in open/close/stop receivers accordingly.

Receiver	Slide Switch	6th Dipswitch Receiver
Door 1	A	“+”
Door 2	B	“O”
Door 3	C	“_”

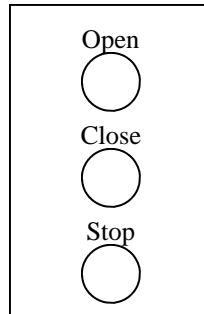
“Changes or modifications not expressly approved by the party responsible for compliance could void the user’s authority to operate the equipment”

8833T-O/C/S & 831T

8833T-O/C/S



831T



Open, Close & Stop Transmitter to Control 1 Door.
Match dipswitches on both transmitter and open/close/stop receiver.

“Changes or modifications not expressly approved by the party responsible for compliance could void the user’s authority to operate the equipment”