


Battery Replacement

Replace batteries when sound becomes distorted or lights dim. To replace batteries, use a Phillips head screwdriver (not included) to open battery cover. Insert 2 AAA (LR03) batteries as shown. Use either AAA (LR03) batteries or equivalent. Replace battery cover and tighten screw. When exposed to an electrostatic source, the product may malfunction. If this problem occurs, reset the product by reinstalling the batteries. For longer life use alkaline batteries.




Back view

CONSUMER INFORMATION

Need Assistance? Visit service.mattel.com or call 1-800-524-8697 (U.S. and Canada only).
SERVICE.MATTEL.COM

Mattel, Inc., 636 Girard Avenue, East Aurora, NY 14052, U.S.A. Consumer Services 1-800-524-8697. Mattel U.K. Ltd., Vanwall Business Park, Maidenhead SL6 4UB. Helpline 01628 500303. Mattel Australia Pty., Ltd., Richmond, Victoria, 3121. Consumer Advisory Service - 1300 135 312. Mattel East Asia Ltd., Room 503-09, 3121. Consumer Advisory Service - 1300 135 312. Mattel East Asia Ltd., Room 503-09, 3121.

North Tower, World Finance Centre, Harbour City, Tsimshatsui, HK, China. Tel: (852) 3185-6500. Diimport & Diedarkan Oleh: Mattel Southeast Asia Pte. Ltd., No 19-1, Tower 3 Avenue 7, Bangsar South City, No 8, Jalan Kerinchi, 59200 Kuala Lumpur, Malaysia. Tel: 03-78803817, Fax: 03-78803867.



Please remove everything from the package and compare to the contents shown here. If any items are missing, please contact your local Mattel office. Keep these instructions for future reference as they contain important information.

Each Walkie Talkie requires 2 - AAA (LR03) batteries, not included. Dispose of batteries safely.

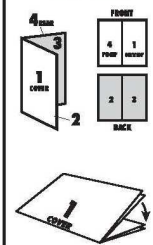


DC SUPER HERO GIRLS and all related characters and elements™ & © DC Comics and Warner Bros. Entertainment Inc. WB SHIELD™ & © WBEI. (s16)

INSTRUCTION SHEET SPECIFICATIONS

Toy:	
Toy No.:	DNH03
	DNH03-0970
Part No.:	1101050221-DO0M
Lang. Code:	DOM
Trim Size:	17" W x 11.7" H
Folded Size:	8.5" W x 11.7" H
Type of Fold:	2 panel
# colors:	One
Colors:	Black
Paper Stock:	Recycle paper
Paper Weight:	70 lb.
EDM No.:	00

2 PANEL Folding Dummy



此為電動產品。
要求將包含電池安全信息與
垃圾標示的附頁放入包裝。

Battery Safety Information and
WEEE Logo with 2012/19/EU
Flyer is required to be placed
inside the packaging.

27L 00001-2908G11

The FCC Flyer is required to be placed
inside the packaging.

00007-1849G7

LET'S PLAY

1



Back view
▶▶▶



2

IMPORTANT:

1. When one user is talking, another wrist is only able to receive a message.
2. The functional range is 40 feet outdoors or 20 feet indoors without interference of signal.

Turn the switch to ON.



▶▶▶

Press button to communicate with another wrist.



For best results:

1. speak closely into the microphone (within 4").
2. make sure no obstacle between two wrists.

Voice come out from another wrist's speaker holes.



Wrist will automatically shut off itself and go into sleep mode after 5 minutes of not being used. Wake up wrist by pressing button.



To avoid interference, do not put the mic and speaker face to face.



Turn to switch between characters.



FOR PRODUCT SOLD IN USA • POUR LES PRODUITS VENDUS AUX ÉTATS-UNIS

This device complies with Part 15 of the FCC Rules.

Operation is subject to the following two conditions:

(1) This device may not cause harmful interference, and (2) this device must accept any interference received, including interference that may cause undesired operation.

• This equipment has been tested and found to comply with the limits for a Class B digital device, pursuant to part 15 of the FCC rules. These limits are designed to provide reasonable protection against harmful interference in a residential installation. This equipment generates, uses and can radiate radio frequency energy and, if not installed and used in accordance with the instructions, may cause harmful interference to radio communications. However, there is no guarantee that interference will not occur in a particular installation. If this equipment does cause harmful interference to radio or television reception, which can be determined by turning the equipment off and on, the user is encouraged to try to correct the interference by one or more of the following measures:

- Reorient or relocate the receiving antenna.
- Increase the separation between the equipment and receiver.
- Connect the equipment into an outlet on a circuit different from that to which the receiver is connected.
- Consult the dealer or an experienced radio/TV technician for help.

NOTE: Changes or modifications not expressly approved by the manufacturer responsible for compliance could void the user's authority to operate the equipment.

Cet appareil est conforme à l'article 15 de la réglementation de la FCC.

L'utilisation de ce dispositif est autorisée seulement aux deux conditions suivantes :

(1) il ne doit pas produire de brouillage nuisible, et (2) l'utilisateur du dispositif doit être prêt à accepter tout brouillage radioélectrique reçu, même si ce brouillage est susceptible de compromettre le fonctionnement du dispositif.

• Cet appareil a été testé et jugé conforme aux limites de la classe B pour un appareil numérique en vertu de l'article 15 de la réglementation de la FCC. Ces limites ont été instaurées pour fournir une protection raisonnable contre toute interférence nuisible dans une installation résidentielle. Cet appareil génère, utilise et peut émettre de l'énergie radiofréquence. S'il n'est pas installé et utilisé conformément aux instructions, il peut provoquer des interférences sur les communications radio. Cependant, il n'est pas garanti que des interférences ne se produiront pas dans certaines installations. Si cet appareil cause des interférences à la réception radio ou télévisée (ce qui peut être vérifié en éteignant l'appareil puis en le remettant sous tension), l'utilisateur peut tenter de les résoudre en suivant une ou plusieurs des mesures ci-après :

- Réorienter ou déplacer l'antenne réceptrice.
- Augmenter l'espace entre l'appareil et le récepteur.
- Brancher l'appareil sur une prise de courant différente de celle sur laquelle le récepteur est branché.
- Pour obtenir de l'aide, contacter le vendeur ou un technicien radio/télévision expérimenté.

REMARQUE : Tout changement ou modification de cet appareil n'ayant pas été expressément approuvé par les parties responsables de sa conformité peut entraîner l'annulation du droit d'exploitation de l'équipement par l'utilisateur.

FOR PRODUCT SOLD IN CANADA • POUR LES PRODUITS VENDUS AU CANADA

CAN ICES-3 (B)/NMB-3(B)

This device complies with Industry Canada's licence-exempt RSSs. Operation is subject to the following two conditions:

(1) This device may not cause interference, and (2) This device must accept any interference, including interference that may cause undesired operation of the device.

L'utilisation de ce dispositif est autorisée seulement aux conditions suivantes :

(1) il ne doit pas produire de brouillage et (2) il doit pouvoir tolérer tout brouillage radioélectrique reçu, même si ce brouillage est susceptible de compromettre son fonctionnement.