

1. DOWNLOAD

Download and install the
"Kamigami Robots: Jurassic World" App.


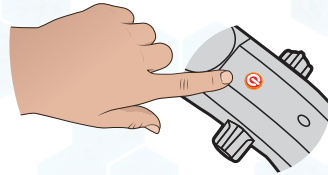


2. CONSTRUCT

The App includes assembly
instructions.

3. Connect

Turn your robot on and
CONNECT with the App.



4. Play, Code, & Evolve

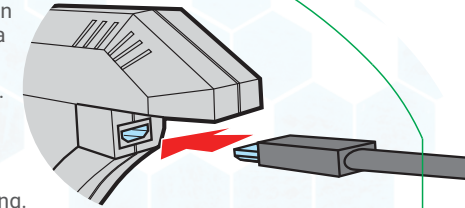
Customize movements, interactions, lights & sounds.
Play and complete challenges to unlock abilities
& mutations.

BATTERY CHARGER

To charge, insert the included USB cable
into your robot's micro USB port, as shown in
the picture. Plug the other end of the cable into a
5V smartphone charger or computer's USB port.

Your robot will automatically begin charging the battery.
The green light next to the USB port indicates that the
battery is charging. Once charging is complete, the green
light will turn off. Charging takes about 45 minutes.

CAUTION: Do not leave your robot unattended while charging.
See Safety Information for more information.



Jurassic World is a trademark and copyright of Universal Studios and Amblin Entertainment, Inc.
Licensed by Universal Studios. All Rights Reserved.

Apple and the Apple logo are trademarks of Apple Inc. registered in the U.S. and other countries. App Store is a service mark of Apple Inc.

Android and Google Play are trademarks of Google Inc.

Bluetooth® and Bluetooth® Smart wordmark and logos are owned by Bluetooth SIG, Inc. and any use of such marks
by Dash Robotics, Inc. is under license.

Copyright © 2018 Dash Robotics, Inc. All Rights Reserved.

Patents Pending. Kamigami™ and the Kamigami logo are trademarks of Dash Robotics, Inc.

All other trademarks mentioned are the property of their respective owners. Dash Robotics, Inc.
reserves the right to amend or improve the product design, application software and/or
user guide without any restriction or obligation to notify users.

Designed in California. Made in China.

IC STATEMENT

English: This device complies with Industry Canada
license-exempt RSS standard(s). Operation is subject to the

- following two conditions: (1) This device may not cause harmful interference.
(2) This device must accept any interference received, including interference that may
cause undesired operation of the device.

French: Cet appareil est conforme à Industrie Canada une licence standard RSS exonérés (s). Son
fonctionnement est soumis aux deux conditions suivantes: (1) Cet appareil ne doit pas provoquer d'interférences.
(2) Cet appareil doit accepter toute interférence reçue, y compris les interférences pouvant provoquer un fonctionne-
ment indésirable de l'appareil.

OPERATION

Do not submerge, burn, puncture, crush, microwave or expose your robot to water, extreme heat or fire. Do not operate your
robot in very dusty or sandy environments – debris may damage the mechanisms. Do not allow fingers, hair or clothing to
become entangled in your robot's moving parts. Do not operate your robot near anyone's face or eyes. If your robot's legs
or motors jam, immediately stop operations and deactivate the robot. Identify and correct the jam before reactivating the
robot. Do not operate the robot if the electronics or mechanisms are damaged.



Protect the environment by not disposing of this product or any
batteries with household waste. This symbol indicates that this
product shall not be treated as household waste. Check your local
authority for recycling advice and facilities.

USE AND MAINTENANCE

The Kamigami robot kit contains small parts not
suitable for children under the age of three. Recharge your robot if
you see a reduction in performance, or if your robot is not properly responding
to commands. Do not operate your robot in rain or other wet conditions—this can
potentially damage your robot. If your robot's legs or motors jam, immediately stop operations
and deactivate the robot. Identify and correct the jam before reactivating the robot. Do not operate the
robot if the electronics or mechanisms are damaged. DO NOT clean your robot with any liquids. DO NOT
use water, alcohol, household cleaners, ammonia, window cleaner, aerosol sprays, solvents or abrasives. Use
only a clean, dry, lint-free cloth to gently remove debris.

BATTERY SAFETY INFORMATION

In exceptional circumstances batteries may leak fluids that can cause a chemical burn injury or ruin your product.
To avoid battery leakage:

- Rechargeable batteries are only to be charged under adult supervision.
- The supply terminals are not to be short-circuited.
- Dispose of battery safely.
- Do not dispose of this product in a fire. The battery inside may explode or leak.
- Dispose of product with non-removable battery safely.

NOTE: The Kamigami Robot is equipped with an automatic shut-off feature that helps preserve battery life.

RESET: To resume normal operation turn off, wait 10 seconds and then turn back.



©2018 Mattel. Mattel, Inc., 636 Girard Avenue, East Aurora,
NY 14052, U.S.A. Consumer Services
1-877-219-8335.

8+



QUICK START GUIDE

Includes one Non-Removable 3.7V 250 mAh Rechargeable LiPo Battery Pack and 5VDC USB cable.
Keep these instructions for future reference as they contain important information.

Asst. FXG10
FWN69 & FWN70
FWN69-0970-D0M