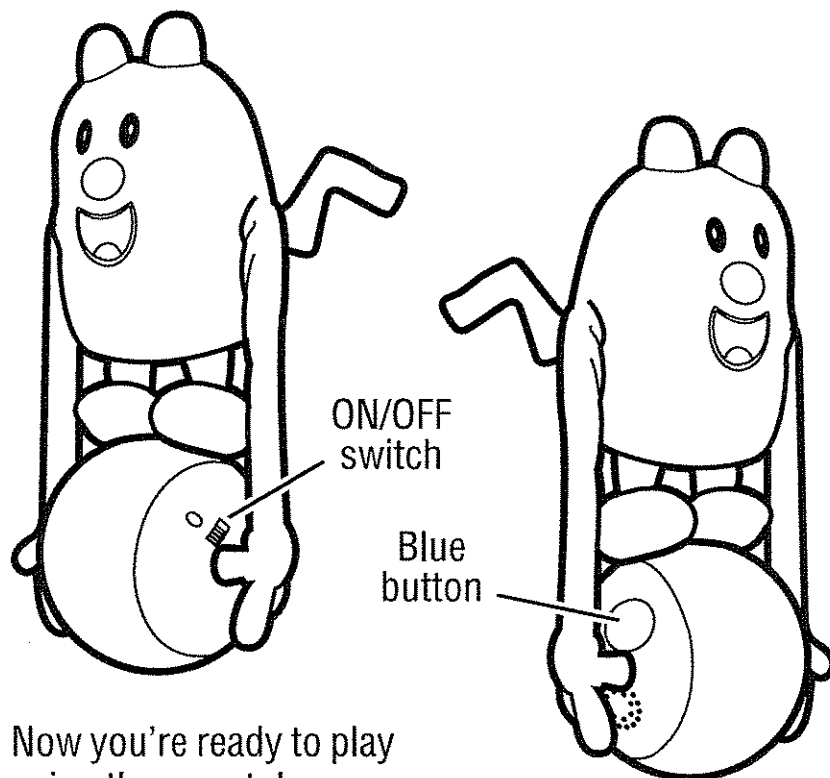


Please keep these instructions for future reference as they contain important information.

TO BEGIN PLAY

Be sure the ON/OFF switch is in the ON position. The ON/OFF switch is located by Wubbzy's left hand. Press the blue button next to Wubbzy's right hand to activate the remote.



Now you're ready to play using the remote!

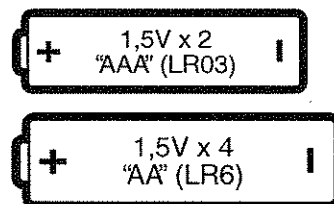
NOTE:

- If Wubbzy is not played with for more than one minute, he will automatically shut-off to preserve battery life. To resume play, press the blue button next to Wubbzy's right hand.
- For best performance, use on a hard, flat surface.
- For best performance, do not be too far away from the ball when operating the remote.


BATTERY INSTALLATION:

There are batteries located in both the remote and the Wubbzy ball. To replace the batteries in the Wubbzy ball, you must first remove the two screws located on the side of the ball next to Wubbzy's left hand. Replace batteries as indicated inside the battery compartment. Batteries included are for demonstration purposes only. For longer life use only alkaline batteries. The Wubbzy ball requires 4 "AA" (LR6) batteries. The remote requires 2 "AAA" (LR03) batteries.

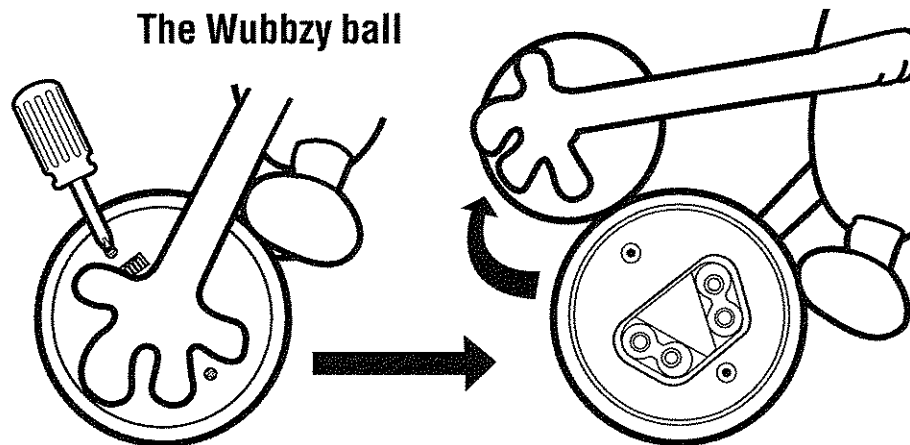
Required tool:
Phillips screwdriver
(not included)



The remote



The Wubbzy ball



BATTERY SAFETY INFORMATION

In exceptional circumstances batteries may leak fluids that can cause a chemical burn injury or ruin your toy (product). To avoid battery leakage:

- Non-rechargeable batteries are not to be recharged.
- Rechargeable batteries are to be removed from the toy before being charged (if designed to be removable).
- Rechargeable batteries are only to be charged under adult supervision (if designed to be removable).
- Do not mix alkaline, standard (carbon-zinc), or rechargeable (nickel-cadmium) batteries.
- Do not mix old and new batteries.
- Only batteries of the same or equivalent type as recommended are to be used.
- Batteries are to be inserted with the correct polarity.
- Exhausted batteries are to be removed from the product.
- The supply terminals are not to be short-circuited.
- Dispose of battery(ies) safely.
- Do not dispose of this toy in a fire. The batteries inside may explode or leak.

This equipment has been tested and found to comply with the limits for a Class B digital device, pursuant to part 15 of the FCC rules. These limits are designed to provide reasonable protection against harmful interference in a residential installation. This equipment generates, uses and can radiate radio frequency energy and, if not installed and used in accordance with the instructions, may cause harmful interference to radio communications. However, there is no guarantee that interference will not occur in a particular installation. If this equipment does cause harmful interference to radio or television reception, which can be determined by turning the equipment off and on, the user is encouraged to try to correct the interference by one or more of the following measures:

- Reorient or relocate the receiving antenna.
 - Increase the separation between the equipment and receiver. Connect the equipment into an outlet on a circuit different from that to which the receiver is connected.
 - Consult the dealer or an experienced radio/TV technician for help.
- Mattel Inc. 333 Continental Blvd. El Segundo, CA (310) 252-2400

NOTE: Changes or modifications not expressly approved by the manufacturer responsible for compliance could void the user's authority to operate the equipment.

This device complies with part 15 of the FCC Rules. Operation is subject to the following two conditions:

- (1) This device may not cause harmful interference, and
- (2) this device must accept any interference received, including interference that may cause undesired operation.

- THIS CATEGORY II RADIOCOMMUNICATION DEVICE COMPLIES WITH INDUSTRY CANADA STANDARD RSS-310. THIS DEVICE COMPLIES WITH RSS-310 OF INDUSTRY CANADA.
- CET APPAREIL NUMERIQUE DE LA CLASSE B EST CONFORME A LA NORME NMB-003 DU CANADA.

- Operation is subject to the following two conditions: (1) this device may not cause interference, and (2) this device must accept any interference, including interference that may cause undesired operation of the device.
- L'utilisation de ce produit est sujette aux conditions suivantes: (1) il ne doit pas produire de brouillage et (2) il doit pouvoir tolérer tout brouillage reçu, même si ce brouillage est susceptible de compromettre son fonctionnement.

Fisher-Price, Inc., a subsidiary of Mattel, Inc.,
East Aurora, NY 14052 U.S.A.

MADE IN CHINA.

Manufactured for Fisher-Price.

©2009 Mattel, Inc. All Rights Reserved.

® and ™ designate U.S. trademarks of
Mattel, Inc., unless otherwise indicated.

**CONFORMS TO THE SAFETY
REQUIREMENTS OF ASTM F963.**

Consumer Relations -

Mattel, Inc. 636 Girard Avenue, East Aurora,
NY 14052 U.S.A. 1-800-432-5437.

Retain this address for future reference.

Mattel UK Ltd., Vanwall Business Park,

Maidenhead SL6 4UB, Helpline 01628 500303.

Mattel Australia Pty. Ltd., Richmond,
Victoria. 3121.

Consumer Advisory Service - 1300 135 312.

Mattel East Asia Ltd., Room 1106,
South Tower, World Finance Centre,
Harbour City, Tsimshatsui, HK, China.

Diimport & Diedarkan Oleh:

Mattel SEA Ptd Ltd.(993532-P) Lot 13.5,
Menara Lien Hoe, Persiaran Tropicana Golf
Country Resort, 47410 PJ.

Tel: 03-78803817, Fax: 03-78803867.

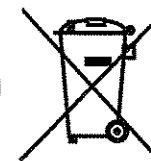


Protect the environment by not
disposing of this product with
household waste (2002/96/EC).
Check your local authority
for recycling advice and
facilities (Europe only).

©2009 Bolder Media, Inc. / Starz Media, LLC.

All Rights Reserved.

Wow! Wow! Wubbzy! and all related titles, logos and
characters are trademarks of Bolder Media, Inc. /
Starz Media, LLC.



CONSUMER ASSISTANCE
Call toll free: 1-800-432-5437 (US & Canada only)
M-F 9AM to 7PM / SAT 11AM to 5PM (EST)
In Australia: 1300 135 312

service.fisher-price.com

M8049

PROOF OF PURCHASE

0 27084 61464 0