




23203-0920

# SKATEBOARD SHANNEN™



## Contents


Please remove everything from the package and compare to the contents shown here.

If any items are missing, please call: 1-800-524-TOYS

© 1999 Mattel, Inc., El Segundo, CA 90245 U.S.A. All Rights Reserved.



## APPLY DECALS

- 1** Peel stickers from decal sheet.  
Apply to skateboard.



## ATTACH DOLL


- 2** Slip doll's feet onto pegs on skateboard.



# PLAY TIME!

YOU control doll's moves  
with the 2-channel transmitter!


**TURN OFF/ON**  
**switch to ON.**  
(Located on skateboard)



**LEFT JOY STICK:**  
Controls forward,  
reverse and 360°s!

**RIGHT JOY STICK:**  
Controls left and right steering when  
skateboard is flat on the ground.

LEFT  
JOY STICK





RIGHT  
JOY STICK

Use the LEFT and  
RIGHT JOY STICKS,  
to make doll move like  
a real skateboarder!


Body and arms swivel  
with action.







**Do 360's!**  
 Use the **LEFT JOY STICK**  
 to move skateboard in  
**REVERSE**, then suddenly  
 move it **FORWARD**.  
 Board lifts in front and



Play with doll off her board, too.

**Performance Tips**

- A. Operating multiple vehicles with the frequency in close proximity will cause interference and poor performance.
- B. Works best away from high-voltage power lines, large buildings and walls.
- C. Hold the transmitter antenna up for best performance.
- D. When the product does not respond, slows down, or loses range, replace the batteries.
- E. If the skateboard veers left or right when it should go straight, adjust the L/R dial with a screwdriver (not included) to straighten the front wheels.

**Note:** This radio-controlled toy operates up to 50 feet away.

Operates on a frequency of 27 MHz.

Not recommended for use on loose dirt or wet surfaces.



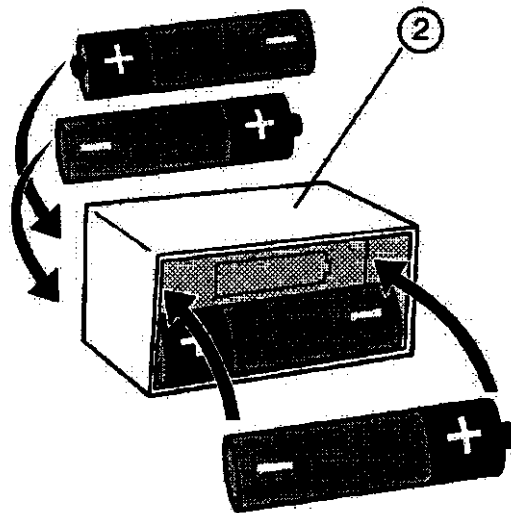
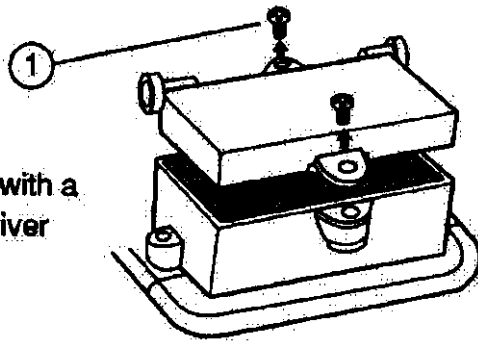
**Safety Tips**

- A. **CAUTION:** This is not a ride-on toy.
- B. Play safely! Do not drive vehicle in the street.
- C. Do not immerse in water.

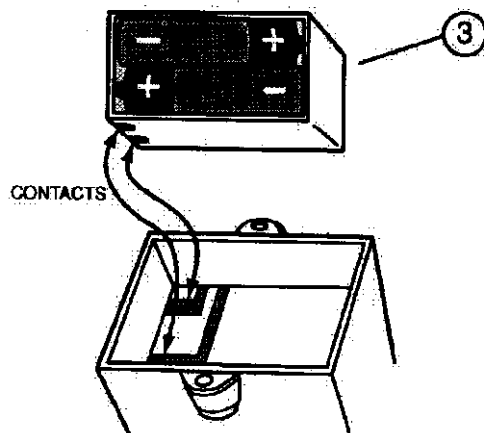
# BATTERY AS

## Skateboard

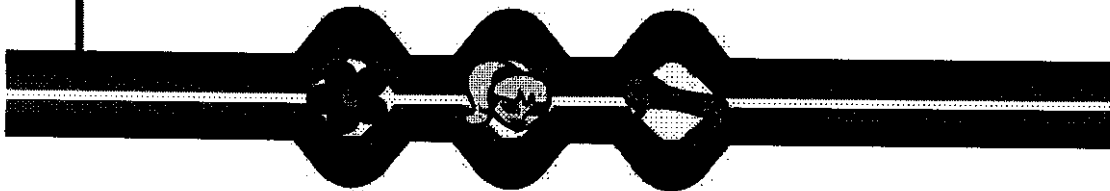
**1** Unscrew cover with a Phillips screwdriver (not included).



**2** Lift out battery case and then insert 4 "AA" alkaline batteries according to the battery diagram in the case.

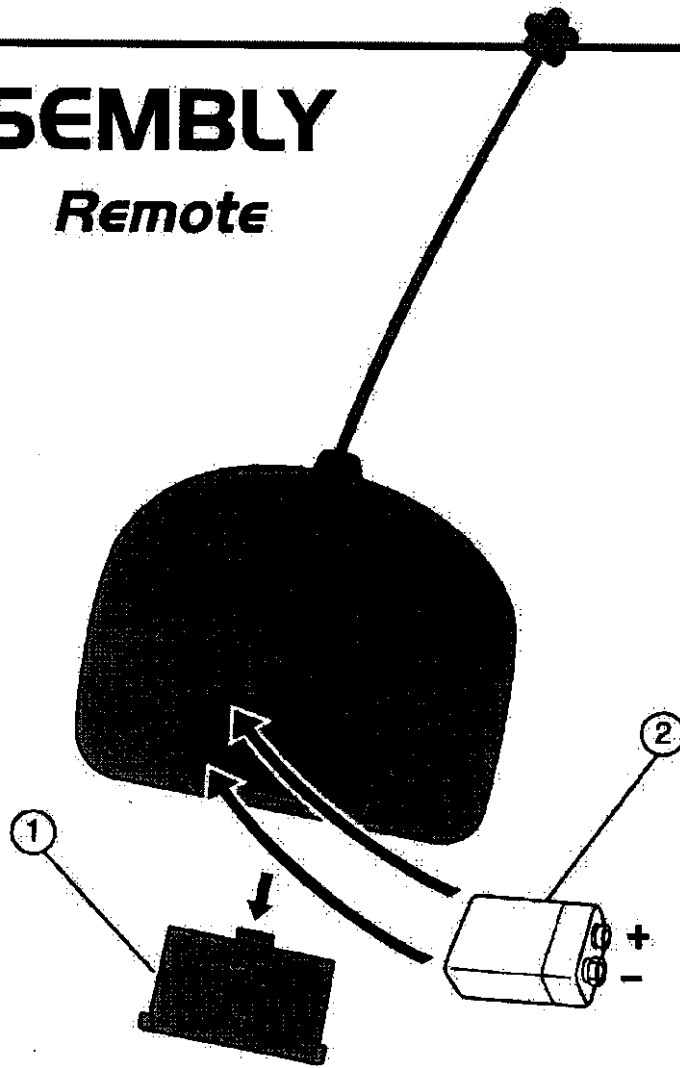


**3** Insert battery case into box, making sure contacts in case touch contacts in box.



# ASSEMBLY

## Remote



**1** Slide battery door to open.

**2** Install one 9-volt alkaline battery according to the battery diagram in the case. Close door.

**NOTE: Replace batteries when toy starts running slowly.**

THIS DEVICE COMPLIES WITH PART 15 OF FCC RULES. OPERATION OF THIS DEVICE IS SUBJECT TO THE FOLLOWING TWO CONDITIONS:

- (1) THIS DEVICE MAY NOT CAUSE HARMFUL INTERFERENCE
- (2) THIS DEVICE MUST ACCEPT ANY HARMFUL INTERFERENCE THAT MAY CAUSE UNDESIRED OPERATION.

This device generates and uses radio frequency energy, and if not used properly, may cause interference to radio and television reception. It has been tested and found to comply with the limits set by the FCC, which are designed to provide reasonable protection against such interference.

Caution: FCC Regulations state that changes or modifications to this product not expressly approved by the party responsible for compliance may void the user's authority to operate the equipment.

## CAUTION:

1. Non-rechargeable batteries are not to be recharged.
2. Rechargeable batteries are to be removed from the product before they are charged.
3. If removable rechargeable batteries are used, they are only to be charged under adult supervision.
4. Do not mix alkaline, standard (carbon-zinc), or rechargeable (nickel-cadmium) batteries.
5. Do not mix old batteries and new batteries.
6. Only batteries of the same or equivalent type as recommended are to be used.
7. Be sure to insert batteries with the correct polarities and always follow the toy and battery manufacturers' instructions.
8. Exhausted batteries are to be removed from the product.
9. The supply terminals are not to be short-circuited.
10. Dispose of batteries safely.

## 90 DAY LIMITED WARRANTY TYCO R/C RADIO CONTROL VEHICLE AND TRANSMITTER

Mattel, Inc. (the "Guarantor") warrants this Radio Control Vehicle and Transmitter (the "Product") to be free from defects in material and workmanship for a period of ninety (90) days from the date of purchase. Guarantor will repair or replace the product if any such defect should appear within the period of the warranty.

### RETURN PROCEDURE:

If a defect covered by this warranty should appear within 90 days, first call the Tyco R/C toll-free number listed below. Many problems can be solved in this manner. The next step would be to return the product, postage prepaid insured, to the Tyco R/C Service Center. Enclose your name and address, your dated receipt, and an explanation of what defect has occurred. Repair or replacement and return shipment will be FREE OF CHARGE.

### NOT COVERED UNDER WARRANTY:

This warranty does not cover damage resulting from unauthorized modification, accident, misuse or abuse. If the product is sent without a dated sales receipt, this may result in the product not being covered by our warranty.

### CAUTION:

The Guarantor's sole and exclusive liability for defects in material and workmanship shall be limited to repair or replacement at our customer service department and we shall be limited to repair or replacement at our customer service department and we shall not be liable for incidental, consequential, or contingent damages (except in those states that do not allow this exclusion or limitation). This warranty is made in lieu of any other express warranty and except for the foregoing warranty which is exclusive, there is no other express warranty being made. This warranty gives you specific rights. You may have other rights which vary from state to state. TOLL-FREE 1-888-557-TYCO (1-888-557-8926) Call between 9:00 a.m. - 7:00 p.m. Eastern Standard Time, Monday-Friday.

Expect some delay in January following the holiday season.

Please be patient and keep trying the toll-free number.

CUSTOMER SERVICE DEPARTMENT

636 GIRARD AVENUE

EAST AURORA, NY 14052

Limited warranty statement and toll-free phone number valid in the U.S.A. only.

### CONSUMER INFORMATION



YOU CAN TELL IT'S MATEL! CALL us toll-free or write with any comments or questions about our products or services: Monday-Thursday, 8:00 a.m. - 5:00 p.m. PST; 11:00 a.m. - 8:00 p.m. EST; Friday, 8:00 a.m. - 12:30 p.m. PST; 11:00 a.m. - 5:30 p.m. EST. Outside U.S.A., see telephone directory for Mattel listing. Consumer Affairs, Mattel, Inc., 353 Continental Blvd., El Segundo, CA 90245 USA

1 (800) 524-TOYS



CONFORMS TO THE SAFETY REQUIREMENTS OF ASTM F963.

We are dedicated to quality products