

01-FEB-2001 12:28

+ 852 2682 2161

93%

P.01

90-DAY LIMITED WARRANTY TYCO® R/C PRODUCTS

Mattel, Inc. warrants to the original consumer purchaser that this product will be free of defects in material and workmanship for ninety (90) days (unless specified in alternate warranties) from the date of purchase. Mattel will repair or replace the product, at our sole option, in the event of such a defect within the warranty period.

In the event of a defect covered under this warranty, first call the toll-free number listed below. Many problems can be solved in this manner. If necessary, you will be instructed to return the product, postage prepaid and insured, to the address below. Enclose your name, address, dated sales receipt, and a brief explanation of the defect. Repair or replacement, and return shipment, will be free of charge. Please return only the defective part or unit, packed securely.

This warranty does not cover damage resulting from unauthorized modification, accident, misuse or abuse. If the product is returned without a dated sales receipt the product may be excluded from coverage under this warranty.

Mattel's liability for defects in material and workmanship under this warranty shall be limited to repair or replacement, at our sole option, and in no event shall we be responsible for incidental, consequential, or contingent damages (except in those states that do not allow this exclusion or limitation). This warranty is exclusive, and is made in lieu of any express or implied warranty. Valid only in U.S.A. This warranty gives you specific legal rights and you may have other rights, which vary from state to state. Some states do not allow the exclusion of incidental or consequential damages, so the above exclusions or limitations may not apply to you.

TOLL FREE NUMBER: 1-888-557-TYCO (8926) (valid only in U.S.A.)

Hours: 8:00 A.M. - 6:00 P.M. Eastern Time, Monday - Friday. Expect some delay in January following the holiday season. Please be patient and keep trying the toll-free number.

ADDRESS FOR RETURNS

CONSUMER RELATIONS, 636 GIRARD AVENUE, EAST AURORA, NY 14052

Send only the product to the address above. Send all correspondence to Consumer Relations, Mattel, Inc., 333 Continental Blvd., El Segundo, California 90245-5012 U.S.A. Or you may phone us toll-free at 1-800-524-TOYS, Monday-Friday, 8:00 a.m. - 6:00 p.m. Eastern Time. Outside U.S.A., see telephone directory for Mattel listing.

CONSUMER INFORMATION

YOU CAN TELL IT'S MATTTEL™ Call us toll-free or write us for concerns or questions about our products or services. Monday-Friday, 8:00 a.m. - 6:00 p.m. Eastern Time. Outside U.S.A. see telephone directory for Mattel listing. Consumer Relations, Mattel, Inc., 333 Continental Blvd., El Segundo, CA 90245 U.S.A.

1 (800) 524-TOYS

CE CONFORMS TO THE SAFETY REQUIREMENTS OF ASTM F963.

We're dedicated to quality products.



JET SKATER™

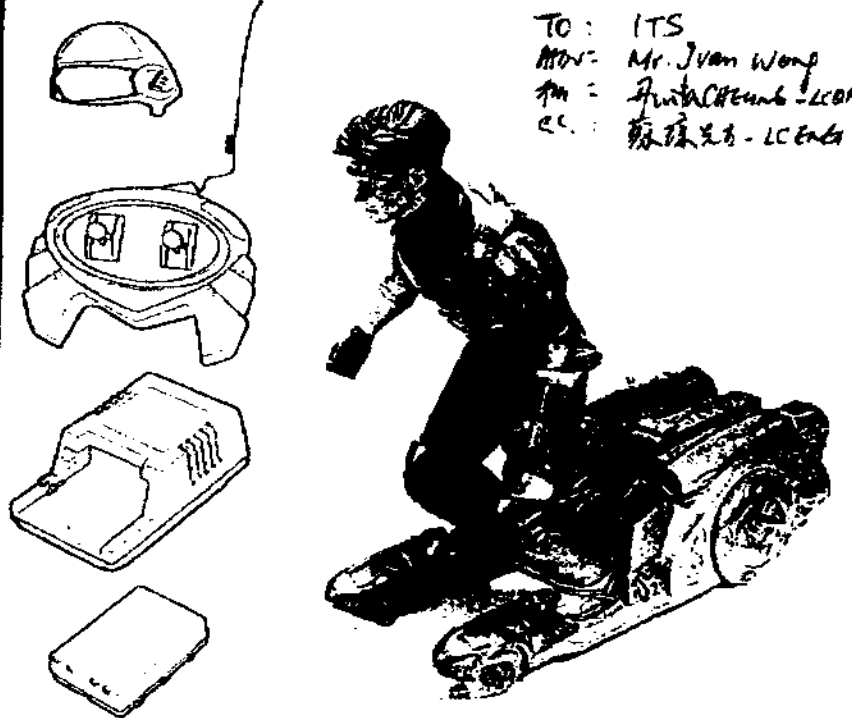
Radio Controlled Figure
with Rocket States

29534-0920



INSTRUCTIONS

Requires one 6.0V Rechargeable NiCd R/C Vehicle Battery Pack (included) and one 9V alkaline battery for the transmitter (not included).



TO: ITS
FROM: Mr. Ivan Wong
ATTN: Anita Cheung - LCOR
CC: 蔡煥光 - LCOR

CAUTION:
ELECTRIC TOY. Not recommended for children under 8 years of age. As with all electric products, precautions should be observed during handling and use to prevent electric shock. INPUT: 120 VAC, 60 Hz, 0.05A. OUTPUT: 6.3 VDC, 230 mA

Keep these instructions for future reference as they contain important information.

TM and Copyright 2001 Mattel, Inc. El Segundo, CA 90245 U.S.A. All Rights Reserved.
Max Steel TM and Copyright 2001 Adelaide Productions, Inc. All rights reserved.
Mattel U.K. Ltd., Varwell Business Park, Maidenhead SL6 4UB. Helpline: 01628500303
Mattel Australia Pty Ltd., Richmond, Victoria, 3121. Consumer Advisory Service: 1 800 800 812 (valid only in Australia)

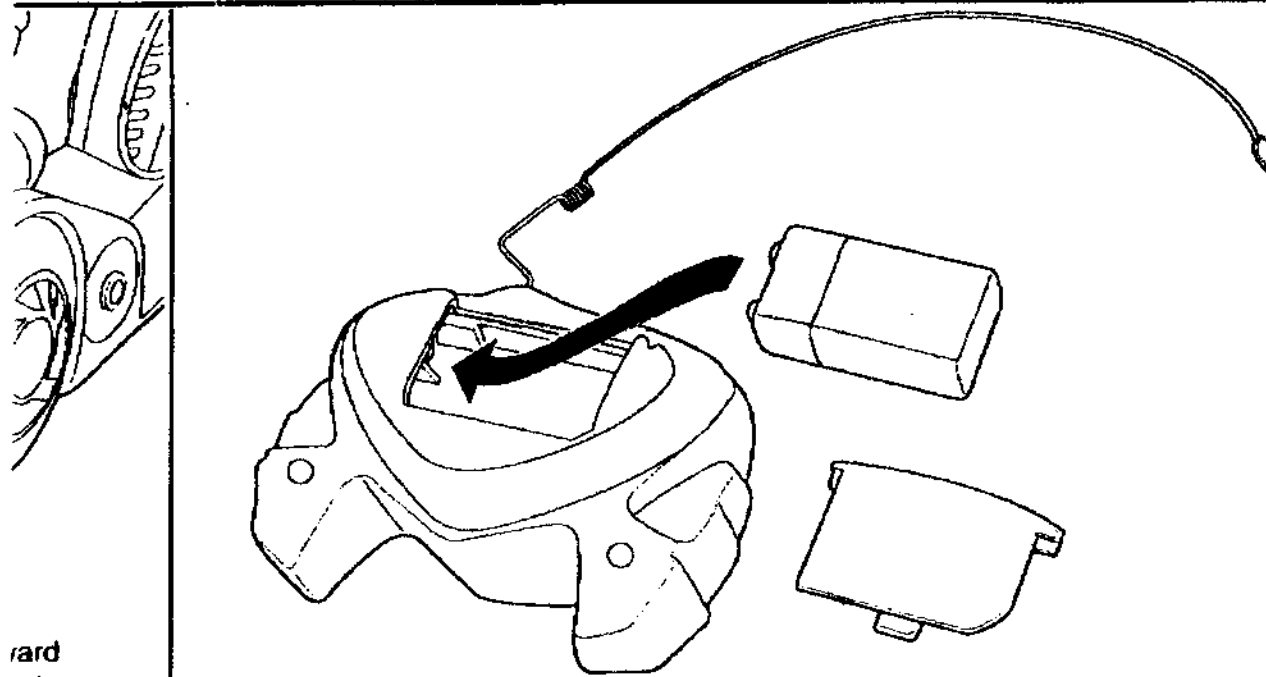
FEB 2001 12:02

LUNG CHEUNG TOYS LTD 852 26822161

No. 5652

P. 1/4

ard
the
ull

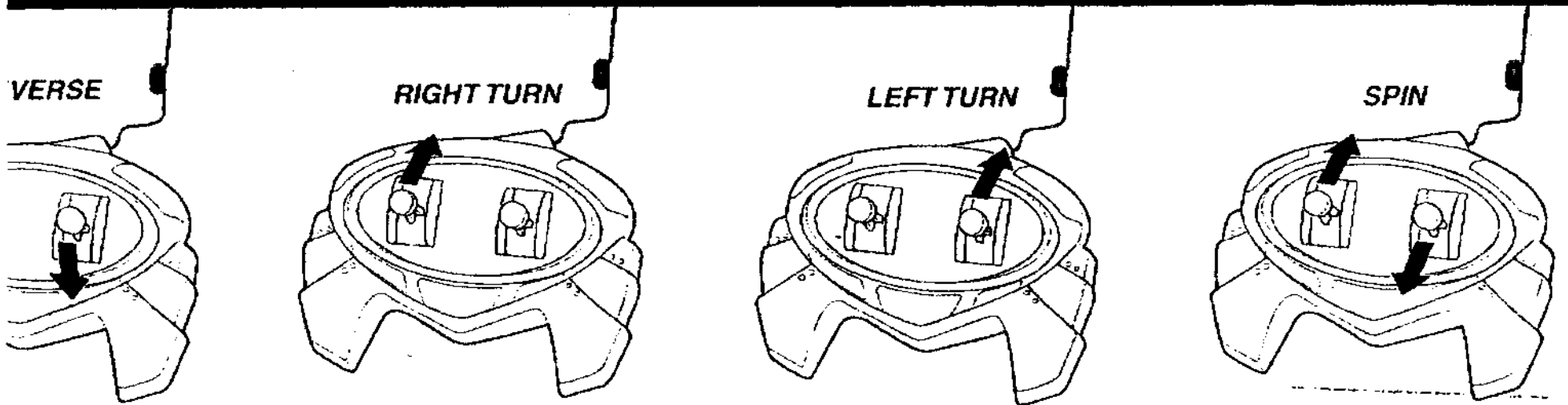


2. Remove battery cover on transmitter and set aside. Insert a 9.0 volt alkaline battery (not included) as shown and replace cover.

BATTERY SAFETY INFORMATION:

1. Non-rechargeable batteries are not to be recharged.
2. Rechargeable batteries are to be removed from the product before they are charged.
3. If removable rechargeable batteries are used, they are only to be charged under adult supervision.
4. Do not mix alkaline, standard (carbon-zinc), or rechargeable (nickel-cadmium) batteries.
5. Do not mix old and new batteries.
6. Only batteries of the same or equivalent type as recommended are to be used.
7. Be sure to insert batteries with the correct polarities and always follow the toy and battery manufacturers' instructions.
8. Exhausted batteries are to be removed from the product.
9. The supply terminals are not to be short-circuited.
10. Dispose of batteries safely.

rs as indicated to make the movements shown.



The TYCO R/C Jet Turbo power system gives you economical and reliable power for speed, stunts and all-around performance. Here are a few tips and hints:

- The 6.0V Jet Turbo Battery Pack and Charger will work with all 6.0V NiCd-powered R/C vehicles AND all TYCO R/C 6V Dual Power vehicles.
- Your vehicle's running time will vary depending on its power consumption (and your driving style). A high-performance vehicle driven at full speed, with frequent turns and stunts, will give the shortest running time between charges. For maximum performance, please read all operating instructions before operating.
- Operating multiple vehicles with the same frequency in close proximity will cause interference and poor performance.
- Works best away from high voltage power lines, large buildings and walls.
- Hold the transmitter antenna up for best performance.
- When the product does not respond, slows down, or loses range, recharge the batteries.
- If transmitter is accidentally dropped in the water, remove battery(ies) and allow transmitter to air dry. Replace with fresh battery(ies) before operation.
- Play Safely! - Do not drive vehicle in the street!
- For longer life use only alkaline batteries.
- This product is not recommended for use on loose dirt or wet surfaces.

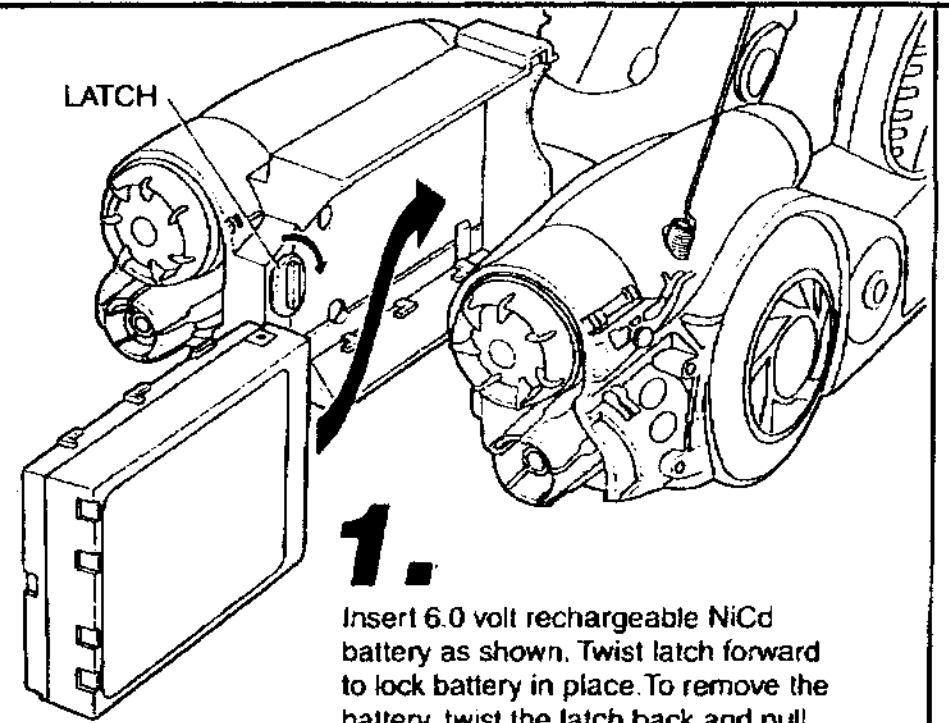
SPECIAL NOTE TO ADULTS:

This product is age-graded for ages 8 and over; it should be operated in the presence of children under age 8 only with adult supervision.

Regularly examine for damage to the plug, enclosure and other parts. In the event of any damage, the toy must not be used with the transformer until the damage has been repaired.

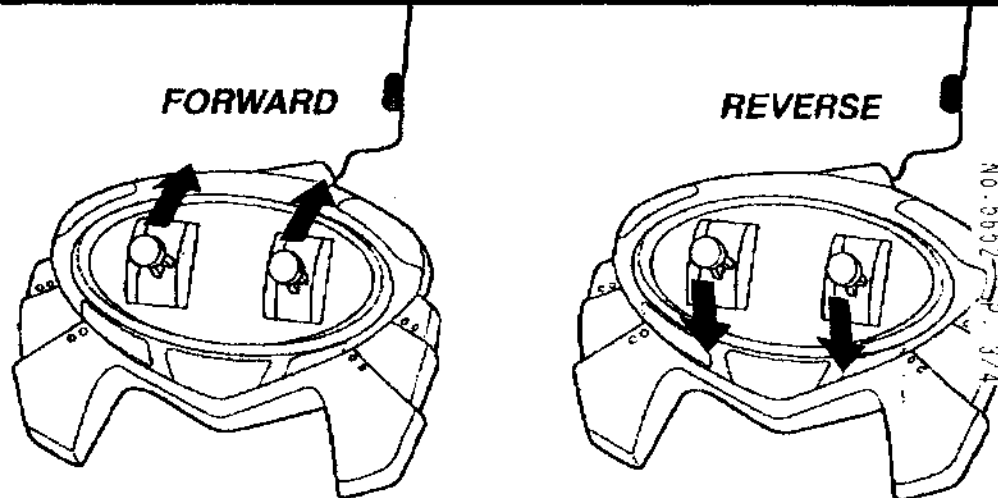
This toy is not intended for children under 3 years old. The transformer is not a toy.

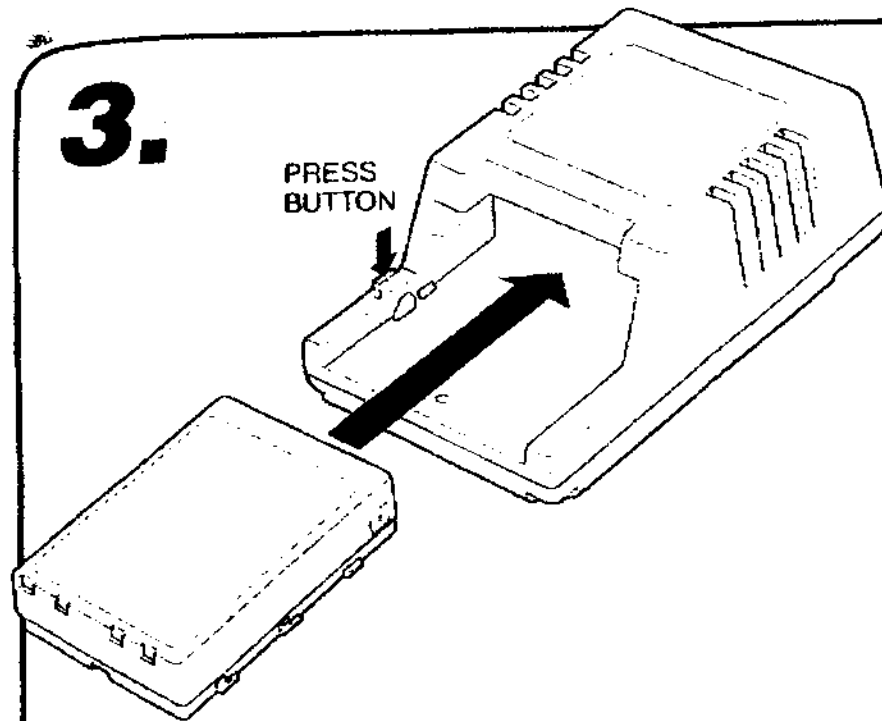
This vehicle uses a Nickel-Cadmium rechargeable battery pack. Must be recycled or disposed of properly. NOTE: If you have any questions about proper disposal of Nickel-Cadmium batteries, contact your local county office of solid waste management (or other appropriate local office) for information.



1. Insert 6.0 volt rechargeable NiCd battery as shown. Twist latch forward to lock battery in place. To remove the battery, twist the latch back and pull out battery.

TO OPERATE: Move controller levers as indicated





TO CHARGE THE 6.0V JET TURBO BATTERY PACK, PLEASE FOLLOW THESE INSTRUCTIONS:

1. Plug wall pack charger into standard wall outlet.
2. Click the battery pack into the charger. Make certain the battery pack is secure in charger.
3. To disconnect, push the red button on the front of the charger and simultaneously slide battery pack out.
4. Your battery pack consists of new parts and materials; therefore, you charge the battery pack for 5 1/2 hours the first two times you charge the battery. Subsequent charges will require only 4 hours.
5. After charging for 4 hours, the battery will feel warm. This condition is normal for fully charged batteries.
6. Charging the battery pack for more than 4 hours will not give you longer running time. 4 hours is all that is required for a fully charged battery pack.
7. Unlike alkaline batteries, where the power loss is gradual, a NiCd (Nickel-Cadmium) battery will run for its normal running time, depending on your particular vehicle, and then lose most of its power at once. It is time to recharge the battery pack.
8. After use, the battery pack will be hot! Wait at least 20 minutes until the battery pack cools before recharging. Recharging a warm or hot battery pack will greatly reduce the number of times your battery pack can be recharged.

CAUTIONS:

- DO NOT RECHARGE BATTERY PACK IF IT'S HOT. ALLOW TO COOL BEFORE RECHARGING
- DO NOT CHARGE A BATTERY PACK THAT SHOWS LEAKAGE OR CORROSION.
- DO NOT DISASSEMBLE THE BATTERY PACK. THE BATTERY PACK IS A SEALED NiCd (NICKEL-CADMIUM) BATTERY.
- DO NOT DISPOSE OF THE BATTERY PACK IN FIRE.
- EXERCISE CAUTION IN HANDLING A HOT BATTERY PACK.
- IF BATTERY PACK AND/OR CHARGER ARE WET, THOROUGHLY DRY BEFORE CHARGING.

FREQUENTLY ASKED QUESTIONS

Here are our answers to some of the questions our customers ask most often. Take a second to read them over. Maybe the answer to your question is here

QUESTIONS?	ANSWERS!
Can I leave my battery pack for longer than 4 hours?	Although 4 hours is all you need for a full charge, leaving the battery pack charging for a brief additional period will do no harm. However, "overcharging" the battery pack on a regular basis will decrease battery pack life.
Can I leave my charger plugged in all the time?	Just as a matter of basic electrical safety, we do not recommend this practice.
Can I charge my battery pack for less than 4 hours if I don't need the full running time?	Although you can do this occasionally without harm to the battery pack, we don't recommend it as a routine practice. To cut down on waiting time, you might want to buy and charge an extra battery pack.
Can I recharge my battery pack before it's fully discharged?	We discourage this practice. Although it poses no safety hazard, it may significantly reduce battery pack life.
How will I know if my battery pack is "wearing out"?	After many, many uses, the battery pack's average running time will start to decrease. It's nearing the end of its life.
How long will a fully-charged battery pack hold its charge if I'm not actually using it?	At room temperature, the battery pack will hold a charge for a good while; at warmer temperatures, it will discharge more quickly. For gift giving, you can certainly charge your battery pack a day or so beforehand and wrap the battery pack and vehicle together. That way the fun can start right away!
If I'm going to store my battery pack for a long time, should I put away charged or discharged?	From the standpoint of electrical safety, we recommend storing the battery pack in a discharged condition.

User Manual

Model : 29534

Warning: Changes or modifications to this unit not expressly approved by the party responsible for compliance could void the user's authority to operate the equipment.

NOTE: This equipment has been tested and found to comply with the limits for a Class B digital device, pursuant to Part 15 of the FCC Rules. These limits are designed to provide reasonable protection against harmful interference in a residential installation. This equipment generates, uses and can radiate radio frequency energy and, if not installed and used in accordance with the instructions, may cause harmful interference to radio communications.

However, there is no guarantee that interference will not occur in a particular installation. If this equipment does cause harmful interference to radio or television reception, which can be determined by turning the equipment off and on, the user is encouraged to try to correct the interference by one or more of the following measures:

- Reorient or relocate the receiving antenna.
- Increase the separation between the equipment and receiver.
- Connect the equipment into an outlet on a circuit different from that to which the receiver is needed.
- Consult the dealer or an experienced radio/TV technician for help.

TO : Ivan Wong

FM: Anita Cherry

for your reference.

thanks,

3/1/01