

### 90-DAY LIMITED WARRANTY

Mattel, Inc. warrants to the original consumer purchaser that this product will be free of defects in material and workmanship for ninety (90) days (unless specified in alternate warranties) from the date of purchase. Mattel will repair or replace the product, at our sole option, in the event of such a defect within the warranty period.

In the event of a defect covered under this warranty, first call the toll-free number listed below. Many problems can be solved in this manner. If necessary, you will be instructed to return the product, postage prepaid and insured, to the address below. Enclose your name, address, dated sales receipt, and a brief explanation of the defect. Repair or replacement, and return shipment, will be free of charge. Please return only the defective part or unit, packed securely.

This warranty does not cover damage resulting from unauthorized modification, accident, misuse or abuse. If the product is returned without a dated sales receipt the product may be excluded from coverage under this warranty.

Mattel's liability for defects in material and workmanship under this warranty shall be limited to repair or replacement, at our sole option, and in no event shall we be responsible for incidental, consequential, or contingent damages (except in those states that do not allow this exclusion or limitation). This warranty is exclusive, and is made in lieu of any express or implied warranty. **Valid only in U.S.A.** This warranty gives you specific legal rights and you may have other rights, which vary from state to state. Some states do not allow the exclusion of incidental or consequential damages, so the above exclusions or limitations may not apply to you.

Hours: 8:00 A.M.–5:00 P.M. Eastern Time; Monday–Friday. Expect some delay in January following the holiday season. Please be patient and keep trying the toll-free number.

#### ADDRESS FOR RETURNS:

CONSUMER RELATIONS, 636 GIRARD AVENUE, EAST AURORA, NY 14052

Send only the product to the address above. Send all correspondence to Consumer Relations, Mattel, Inc., 333 Continental Blvd., El Segundo, California 90245-5012 U.S.A. Or you may phone us toll-free at 1-800-524-TOYS, Monday–Friday, 8:00 a.m.–6:00 p.m. Eastern Time. Outside U.S.A., see telephone directory for Mattel listing.

**WARNING:**  
CHOKING HAZARD – Small parts.  
Not for children under 3 years.

**CONSUMER INFORMATION**

YOU CAN TELL IT'S MATTEL!™ Call us toll-free or write with any comments or questions about our products or service. Monday–Friday, 8:00 a.m.–6:00 p.m. Eastern Time. Outside U.S.A., see telephone directory for Mattel listing. Consumer Relations, Mattel, Inc., 333 Continental Blvd., El Segundo, CA 90245 U.S.A.

**1 (800) 524-TOYS**

CONFORMS TO THE SAFETY REQUIREMENTS OF ASTM F963.

**We are dedicated to quality products.**

NICKELODEON



**R/C  
Chatmobile**


54967-0920



## INSTRUCTIONS

Vehicle requires three "AA" alkaline batteries (not included) and transmitter requires one 9V alkaline battery (not included).  
Operating frequency: 49 MHz

### BATTERY INSTALLATION



#### Vehicle:

Unscrew battery cover. Remove and set aside. Install three "AA" alkaline batteries with polarity (+/-) as shown. Replace cover.

#### IMPORTANT BATTERY INFORMATION:

Bent or dirty contacts may result in loss of power. If battery does not fit correctly, gently bend back metal contacts.

#### Transmitter:

Slide open battery cover. Remove and set aside. Install one 9V alkaline battery with polarity (+/-) as shown. Replace cover.

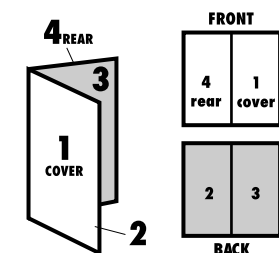
Keep these instructions for future reference as they contain important information.



### INSTRUCTION SHEET SPECIFICATIONS

Toy: 49MHz R/C Chatmobile  
Toy No.: 54967  
Part No.: 0920  
Trim Size: 11"W x 8.5" H  
Folded Size: 5.5"W x 8.5" H  
Type of Fold: See Dummy  
# colors: One  
Colors: Black  
Paper Stock: White Offset  
Paper Weight: 70 lb.  
EDM No.:

### 2 PANEL Folding Dummy




Mattel, Inc., El Segundo, CA 90245 U.S.A.

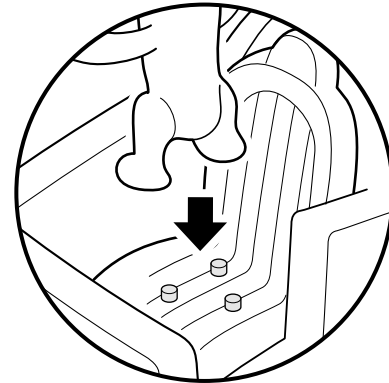
© 2001 Viacom International Inc. All Rights Reserved. Nickelodeon, Rugrats, and all related titles, logos, and characters are trademarks of Viacom International Inc. Rugrats created by Klasky, Csupo Inc. Mattel U.K. Ltd., Vanwall Business Park, Maidenhead SL6 4UB. Helpline 01628500303. Mattel Australia Pty Ltd., Richmond, Victoria. 3121. Consumer Advisory Service 1 800 800 812 (valid only in Australia).

## OPERATION

Place flower labels on vehicle as desired.



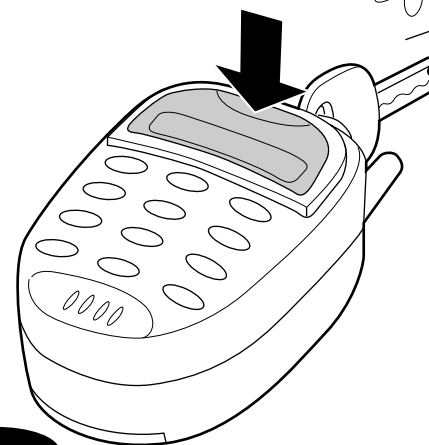
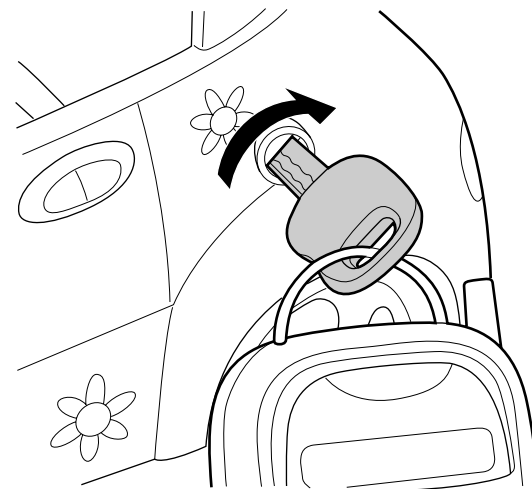
- A.** Place figure in seat. Wrap seat belt around figure and lock into slot as shown.



- B.** Attach pet onto pegs in passenger seat as shown. Pet and number of pegs may vary for different models.

**C.**

Your vehicle starts with a key, just like a real car! Lift the rear wheels off the floor. Insert the key and turn it clockwise to the ON feature. Remove the key – place rear wheels on floor. Your vehicle will run backward and to the left.



**D.**

- Your transmitter is the “remote” on your keychain. It has an automatic ON feature. Just press and hold the button to steer straight ahead.
- Release the button to back up and turn. Press it again to go forward when the vehicle is facing the direction you want.

Insert the key and turn it counterclockwise to the OFF position after use. Remove the key for storage.

### SAFETY PRECAUTIONS:

Adults, this toy is recommended for children 4 years of age and older. To ensure that the child's play is both safe and fun, please review the operating instructions and these general rules with the child:

- Keep fingers, hair and loose clothing away from the tires and the wheel hubs while the vehicle is switched ON.
- Adult supervision is recommended during operation of this vehicle.
- To avoid accidental operation, remove batteries when not in use.
- DO NOT operate your vehicle on streets! They're for real cars.

### QUICK TIPS

1. When your vehicle starts to lose power, it may lose functions or performance. It's time for fresh batteries. Your vehicle's running time may vary depending on your driving style.
2. Radio interference can make your vehicle run badly. Interference can be caused by other R/C vehicles running on the same frequency; electrical wires; large buildings; or CB radios. Try to stay away from these!
3. Point your transmitter up – not down toward your vehicle. If your vehicle gets too far away, it won't work properly.
4. Don't drive your vehicle in sand or through water or snow. If your vehicle does get wet, wipe with a towel and allow to dry completely.
5. Don't store your vehicle near heat or in direct sunlight. Always turn switches OFF and remove all batteries for storage.

### COMPLIANCE WITH FCC REGULATIONS

THIS DEVICE COMPLIES WITH PART 15 OF FCC RULES. OPERATION OF THIS DEVICE IS SUBJECT TO THE FOLLOWING TWO CONDITIONS:

- (1) THIS DEVICE MAY NOT CAUSE HARMFUL INTERFERENCE.
- (2) THIS DEVICE MUST ACCEPT ANY HARMFUL INTERFERENCE THAT MAY CAUSE UNDESIRE OPERATION.

This device generates and uses radio frequency energy and if not used properly may cause interference to radio and television reception. It has been tested and found to comply with the limits set by the FCC, which are designed to provide reasonable protection against such interference.

**CAUTION:** FCC Regulations state that changes or modifications to this product not expressly approved by the party responsible for compliance could void the user's authority to operate the equipment.

### BATTERY SAFETY INFORMATION:

1. Non-rechargeable batteries are not to be recharged.
2. Rechargeable batteries are to be removed from the product before they are charged.
3. If removable rechargeable batteries are used, they are only to be charged under adult supervision.
4. Do not mix alkaline, standard (carbon-zinc), or rechargeable (nickel-cadmium) batteries.
5. Do not mix old and new batteries.
6. Only batteries of the same or equivalent type as recommended are to be used.
7. Be sure to insert batteries with the correct polarities and always follow the toy and battery manufacturers' instructions.
8. Exhausted batteries are to be removed from the product.
9. The supply terminals are not to be short-circuited.
10. Dispose of batteries safely. Do not dispose of in a fire as the batteries may explode or leak.
11. Products with non-replaceable batteries are not to be disposed of in a fire as the batteries inside may explode or leak.

NICKELODEON