# INSTRUCTIONS
INSTRUCTIONS
INSTRUCTIONS
INSTRUCTIONS
INSTRUCTIONS
INSTRUCTIONS
INSTRUCTIONS
INSTRUCTIONS
INSTRUCTIONS

55592-0520

AGES 7+

Atenção: Não recomendável para menores de 3 anos por conter partes pequenas que podem ser engolidas.

## CONTENTS / CONTENTS / CONTENTS / CONTENTS
## CONTENTS / CONTENTS / CONTENTS
## CONTENTS / CONTENTS



• Requires 2 “AA” alkaline batteries for the Robo Runner figure and 1 “9V” alkaline battery for the transmitter. Batteries not included. • Requires 2 “AA” alkaline batteries for the Robo Runner figure and 1 “9V” alkaline battery for the transmitter. Batteries not included. • Requires 2 “AA” alkaline batteries for the Robo Runner figure and 1 “9V” alkaline battery for the transmitter. Batteries not included. • Requires 2 “AA” alkaline batteries for the Robo Runner figure and 1 “9V” alkaline battery for the transmitter. Batteries not included. • Requires 2 “AA” alkaline batteries for the Robo Runner figure and 1 “9V” alkaline battery for the transmitter. Batteries not included. • Requires 2 “AA” alkaline batteries for the Robo Runner figure and 1 “9V” alkaline battery for the transmitter. Batteries not included. • Requires 2 “AA” alkaline batteries for the Robo Runner figure and 1 “9V” alkaline battery for the transmitter. Batteries not included. • Requires 2 “AA” alkaline batteries for the Robo Runner figure and 1 “9V” alkaline battery for the transmitter. Batteries not included.

• Keep these instructions for future reference as they contain important information. • Conserver ce mode d’ emploi pour s’ y référer en cas de besoin. • Diese Anleitung bitte für mögliche Rückfragen aufbewahren. Sie enthält wichtige Informationen. • Conservare queste istruzioni per futuro riferimento. Contengono importanti informazioni. • Bewaar deze gebruiksaanwijzing. Kan later nog van pas komen. • Sírvanse guardar estas instrucciones para futura referencia, ya que contienen información de importancia acerca de este juguete. • Guardar estas instruções para referência futura pois contêm informação importante. • Spara de här anvisningarna för framtida användning, de innehåller viktig information. • Κρατήστε αυτές τις οδηγίες για μελλοντική χρήση καθώς περιέχουν σημαντικές πληροφορίες.

⚠ WARNING:

CHOKING HAZARD – Small parts. Not for children under 3 years.

ADVERTENCIA:

PUEDE CAUSAR ASFIXIA. No recomendable para menores de 3 años. Contiene piezas pequeñas.

ATTENTION :

NE CONVIENT PAS aux enfants de moins de 36 mois. Petits éléments détachables susceptibles d'être avalés.

## BATTERY INSTALLATION / BATTERY INSTALLATION
## BATTERY INSTALLATION / BATTERY INSTALLATION
## BATTERY INSTALLATION / BATTERY INSTALLATION
## BATTERY INSTALLATION / BATTERY INSTALLATION
## BATTERY INSTALLATION

**1** • Loosen screw and remove battery cover. • Loosen screw and remove battery cover. • Loosen screw and remove battery cover. • Loosen screw and remove battery cover. • Loosen screw and remove battery cover. • Loosen screw and remove battery cover. • Loosen screw and remove battery cover. • Loosen screw and remove battery cover. • Loosen screw and remove battery cover.

• 2 “AA” alkaline batteries.
• 2 “AA” alkaline batteries.
• 2 “AA” alkaline batteries.
• 2 “AA” alkaline batteries.
• 2 “AA” alkaline batteries.
• 2 “AA” alkaline batteries.
• 2 “AA” alkaline batteries.
• 2 “AA” alkaline batteries.
• 2 “AA” alkaline batteries.

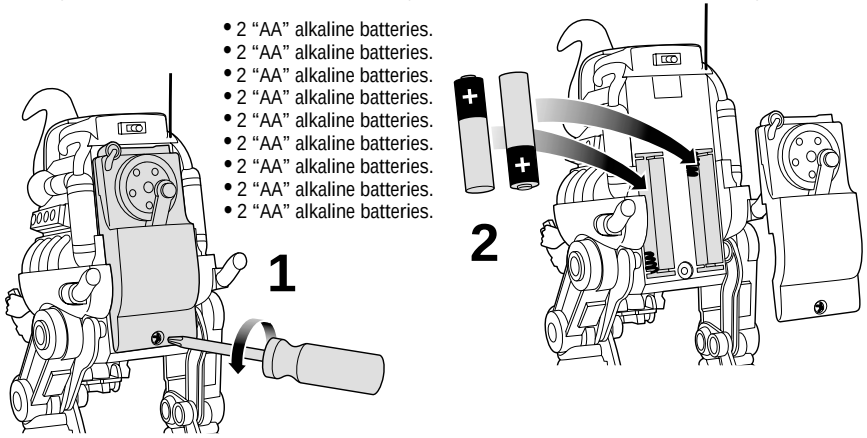


**2** • Install appropriate size battery as shown. Replace battery cover and tighten screw.• Install appropriate size battery as shown. Replace battery cover and tighten screw.• Install appropriate size battery as shown. Replace battery cover and tighten screw.• Install appropriate size battery as shown. Replace battery cover and tighten screw.• Install appropriate size battery as shown. Replace battery cover and tighten screw.• Install appropriate size battery as shown. Replace battery cover and tighten screw.• Install appropriate size battery as shown. Replace battery cover and tighten screw.• Install appropriate size battery as shown. Replace battery cover and tighten screw.

• 1 “9V” alkaline battery. • 1 “9V” alkaline battery. • 1 “9V” alkaline battery. • 1 “9V” alkaline battery. • 1 “9V” alkaline battery. • 1 “9V” alkaline battery. • 1 “9V” alkaline battery. • 1 “9V” alkaline battery.

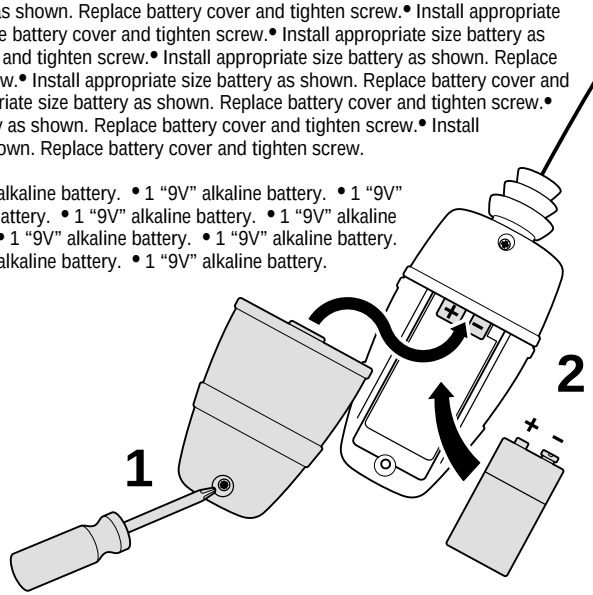

## OPERATION / OPERATION / OPERATION
## OPERATION / OPERATION / OPERATION
## OPERATION / OPERATION / OPERATION

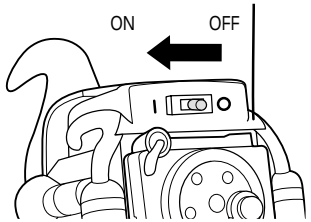


**1** • Turn the unit on to start. Remember to turn unit off when finished. • Turn the unit on to start. Remember to turn unit off when finished. • Turn the unit on to start. Remember to turn unit off when finished. • Turn the unit on to start. Remember to turn unit off when finished. • Turn the unit on to start. Remember to turn unit off when finished. • Turn the unit on to start. Remember to turn unit off when finished. • Turn the unit on to start. Remember to turn unit off when finished. • Turn the unit on to start. Remember to turn unit off when finished. • Turn the unit on to start. Remember to turn unit off when finished.

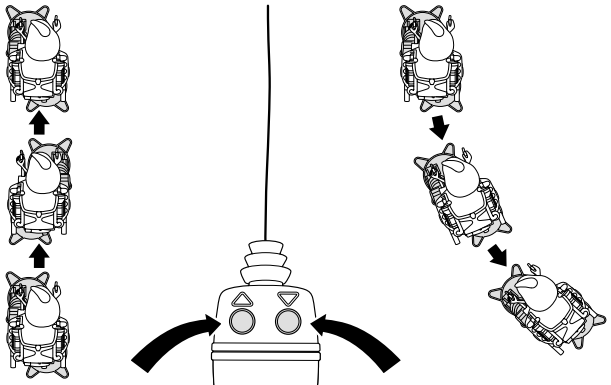

**2** • Push the left button to move forward. • Push the left button to move forward. • Push the left button to move forward. • Push the left button to move forward. • Push the left button to move forward. • Push the left button to move forward. • Push the left button to move forward. • Push the left button to move forward. • Push the left button to move forward.

**3** • Push the right button to move backwards and turn. • Push the right button to move backwards and turn. • Push the right button to move backwards and turn. • Push the right button to move backwards and turn. • Push the right button to move backwards and turn. • Push the right button to move backwards and turn. • Push the right button to move backwards and turn. • Push the right button to move backwards and turn. • Push the right button to move backwards and turn.

***FOR U.S. ONLY:***

NOTE: Changes or modifications not expressively approved by the manufacturer responsible for compliance could void the user's authority to operate this equipment. This device complies with part 15 of the FCC Rules. Operation is subject to the following two conditions: (1) This device may not cause harmful interference, and (2) this device must accept any interference received, including interference that may cause undesired operation.

***FOR CANADA ONLY:***

• 27 MHz; • 35.49 dB/V/m

This device complies with RSS-210 of Industry Canada. Operation is subject to the following two conditions: (1) This device may not cause harmful interference, and (2) this device must accept any interference received, including interference that may cause undesired operation.

This device complies with RSS-210 of Industry Canada. Operation is subject to the following two conditions: (1) This device may not cause harmful interference, and (2) this device must accept any interference received, including interference that may cause undesired operation.

• Operating multiple Robo Runner toys with the same frequency in close proximity will cause interference and poor performance. Works best away from high voltage power lines, large buildings and walls. Keep the transmitter at 5 feet or less from the Robo Runner for best performance. Hold transmitter antenna up for best performance. Works best on flat, hard smooth surfaces. Do not operate Robo Runner in water.

Check the battery installation if product malfunctions. When the product does not respond, loses range, or slows down, replace the batteries. For longer life use only alkaline batteries.

• Operating multiple Robo Runner toys with the same frequency in close proximity will cause interference and poor performance. Works best away from high voltage power lines, large buildings and walls. Keep the transmitter at 5 feet or less from the Robo Runner for best performance. Hold transmitter antenna up for best performance. Works best on flat, hard smooth surfaces. Do not operate Robo Runner in water.

Check the battery installation if product malfunctions. When the product does not respond, loses range, or slows down, replace the batteries. For longer life use only alkaline batteries.

• Operating multiple Robo Runner toys with the same frequency in close proximity will cause interference and poor performance. Works best away from high voltage power lines, large buildings and walls. Keep the transmitter at 5 feet or less from the Robo Runner for best performance. Hold transmitter antenna up for best performance. Works best on flat, hard smooth surfaces. Do not operate Robo Runner in water.

Check the battery installation if product malfunctions. When the product does not respond, loses range, or slows down, replace the batteries. For longer life use only alkaline batteries.

• Operating multiple Robo Runner toys with the same frequency in close proximity will cause interference and poor performance. Works best away from high voltage power lines, large buildings and walls. Keep the transmitter at 5 feet or less from the Robo Runner for best performance. Hold transmitter antenna up for best performance. Works best on flat, hard smooth surfaces. Do not operate Robo Runner in water.

Check the battery installation if product malfunctions. When the product does not respond, loses range, or slows down, replace the batteries. For longer life use only alkaline batteries.

• Operating multiple Robo Runner toys with the same frequency in close proximity will cause interference and poor performance. Works best away from high voltage power lines, large buildings and walls. Keep the transmitter at 5 feet or less from the Robo Runner for best performance. Hold transmitter antenna up for best performance. Works best on flat, hard smooth surfaces. Do not operate Robo Runner in water.

Check the battery installation if product malfunctions. When the product does not respond, loses range, or slows down, replace the batteries. For longer life use only alkaline batteries.

• Operating multiple Robo Runner toys with the same frequency in close proximity will cause interference and poor performance. Works best away from high voltage power lines, large buildings and walls. Keep the transmitter at 5 feet or less from the Robo Runner for best performance. Hold transmitter antenna up for best performance. Works best on flat, hard smooth surfaces. Do not operate Robo Runner in water.

Check the battery installation if product malfunctions. When the product does not respond, loses range, or slows down, replace the batteries. For longer life use only alkaline batteries.

• Operating multiple Robo Runner toys with the same frequency in close proximity will cause interference and poor performance. Works best away from high voltage power lines, large buildings and walls. Keep the transmitter at 5 feet or less from the Robo Runner for best performance. Hold transmitter antenna up for best performance. Works best on flat, hard smooth surfaces. Do not operate Robo Runner in water.

Check the battery installation if product malfunctions. When the product does not respond, loses range, or slows down, replace the batteries. For longer life use only alkaline batteries.

• Operating multiple Robo Runner toys with the same frequency in close proximity will cause interference and poor performance. Works best away from high voltage power lines, large buildings and walls. Keep the transmitter at 5 feet or less from the Robo Runner for best performance. Hold transmitter antenna up for best performance. Works best on flat, hard smooth surfaces. Do not operate Robo Runner in water.

Check the battery installation if product malfunctions. When the product does not respond, loses range, or slows down, replace the batteries. For longer life use only alkaline batteries.

• Operating multiple Robo Runner toys with the same frequency in close proximity will cause interference and poor performance. Works best away from high voltage power lines, large buildings and walls. Keep the transmitter at 5 feet or less from the Robo Runner for best performance. Hold transmitter antenna up for best performance. Works best on flat, hard smooth surfaces. Do not operate Robo Runner in water.

Check the battery installation if product malfunctions. When the product does not respond, loses range, or slows down, replace the batteries. For longer life use only alkaline batteries.

## REINSTALL FIGURE / REINSTALL FIGURE / REINSTALL FIGURE / REINSTALL FIGURE / REINSTALL FIGURE / REINSTALL FIGURE / REINSTALL FIGURE / REINSTALL FIGURE / REINSTALL FIGURE

**1** • Place foot rest and hand controls in down position. Insert figure as shown. • Place foot rest and hand controls in down position. Insert figure as shown. • Place foot rest and hand controls in down position. Insert figure as shown. • Place foot rest and hand controls in down position. Insert figure as shown. • Place foot rest and hand controls in down position. Insert figure as shown. • Place foot rest and hand controls in down position. Insert figure as shown. • Place foot rest and hand controls in down position. Insert figure as shown. • Place foot rest and hand controls in down position. Insert figure as shown.

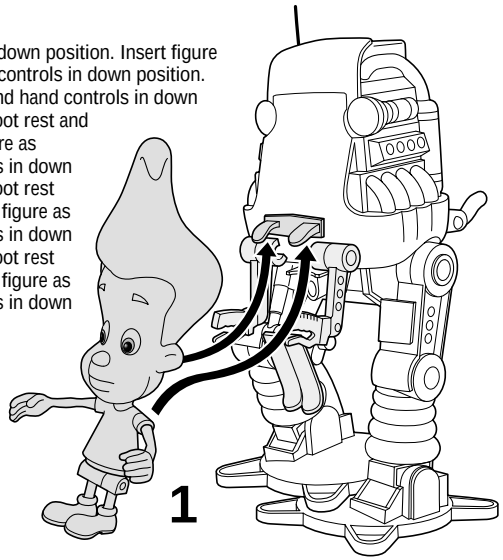





**2** • Push up on foot rest and hand controls. Make sure that figure is securely in place for proper operation. • Push up on foot rest and hand controls. Make sure that figure is securely in place for proper operation. • Push up on foot rest and hand controls. Make sure that figure is securely in place for proper operation. • Push up on foot rest and hand controls. Make sure that figure is securely in place for proper operation. • Push up on foot rest and hand controls. Make sure that figure is securely in place for proper operation. • Push up on foot rest and hand controls. Make sure that figure is securely in place for proper operation. • Push up on foot rest and hand controls. Make sure that figure is securely in place for proper operation. • Push up on foot rest and hand controls. Make sure that figure is securely in place for proper operation. • Push up on foot rest and hand controls. Make sure that figure is securely in place for proper operation.


- Mattel Canada Inc., Mississauga, Ontario L5R 3W2. You may call us free at 1-800-665-6288.
- Mattel U.K. Ltd., Vanwall Business Park, Maidenhead SL6 4UB. Helpline 01628500303.
- Mattel France, S.A., 27/33 rue d'Antony, Silic 145, 94523 Rungis Cedex Mattel France, S.A., 27/33 rue d'Antony, Silic 145, 94523 Rungis Cedex N° Indigo 0 825 00 00 25 ou www.allomattel.com.
- Mattel B.V., Postbus 576, 1180 AN Amstelveen, Nederland. 0800 - 2628835. • Mattel Belgium, Trade Mart, Atomiumsquare, Bogota 202 – B 275, 1020 Brussel, België.
- Deutschland : Mattel GmbH, An der Trift 75 D-63303 Dreieich. • Schweiz: Mattel AG, Monbijoustrasse 68, CH-3000 Bern 23.
- Österreich: Mattel Ges.m.b.H., Triester Str., A-2355 Wiener Neudorf.
- Mattel Scandinavia A/S, Ringager 4C, DK-2605 Brøndby.
- Mattel Srl., 28040 Oleggio Castello, Italy.
- Mattel España, S.A., Aribau 200, 08036 Barcelona. N.I.F. A08•842809.
- Mattel Portugal, Lda., Av. da República No.90-96, 1600 Lisboa.
- Mattel AEBE, Ελληνικού 2, Ελληνικό 16777. ΕΛΛΑΔΑ.
- Mattel Australia Pty., Ltd., Richmond, Victoria. 3121.Consumer Advisory Service - 1 800 800 812.
- Mattel, Inc., El Segundo, CA 90245 U.S.A. Consumer Affairs 1 (800) 524-Toys.
- Importado y distribuido por Mattel de México, S.A. de C.V., Camino a Santa Teresa No. 1040, 7o. Piso, Col. Jardines en la Montaña, Delegación Tlalpan, 14210 México, D.F. R.F.C. MME-920701-NB3. TEL: 54-49-41-00.
- Mattel Chile, S.A., Avenida Américo Vespucio 501-B, Quilicura, Santiago. Mattel de Venezuela, C.A., Ave. Mara, C.C. Macaracuay Plaza, Torre B, Piso 8, Colinas de la California, Caracas 1071.
- Mattel Argentina, S.A., Avenida Libertador 1515 C.P. (1638), Buenos Aires. Mattel Colombia, S.A., calle 123#7-07 P.5, Bogotá.
- Mattel do Brasil Ltda - CGC: 54.558.002/0001-20 - Rua Jaceru, 151 CEP: 04705-000 São Paulo. Atendimento ao Consumidor: 0800 5507800.


### BATTERY SAFETY INFORMATION

1. Non-rechargeable batteries are not to be recharged.
2. Rechargeable batteries are to be removed from the product before they are charged.
3. If rechargeable batteries are used, they are only to be charged under adult supervision.
4. Do not mix alkaline, standard (carbon-zinc), or rechargeable (nickel-cadmium) batteries.
5. Do not mix old batteries and new batteries.
6. Only batteries of the same or equivalent type as recommended are to be used.
7. Be sure to insert batteries with the correct polarities and always follow the toy and battery manufacturers' instructions.
8. Exhausted batteries are to be removed from the product.
9. The supply terminals are not to be short-circuited.
10. Dispose of batteries safely.

### MISES EN GARDE AU SUJET DES PILES

1. Ne pas recharger des piles non-rechargeables.
2. Retirer les piles rechargeables du produit avant de les recharger.
3. Les accumulateurs ne doivent être chargés que sous la surveillance d'un adulte.
4. Ne pas mélanger des piles alcalines, standard (carbone-zinc) ou rechargeables (nickel-cadmium).
5. Ne jamais mélanger des piles usées avec des piles neuves.
6. N'utiliser que des piles du même type que celles recommandées, ou des piles équivalentes.
7. Veiller à bien respecter le sens des polarités (+) et (-), et toujours suivre les indications des fabricants du jouet et des piles.
8. Toujours retirer les piles usées du produit.
9. Ne pas court-circuiter les bornes des piles.
10. Jeter les piles usagées dans un conteneur réservé à cet usage.

### BATTERIESICHERHEITSHINWEISE

1. Nicht-wiederaufladbare Batterien dürfen nicht wieder aufgeladen werden.
2. Wiederaufladbare Batterien müssen zum Aufladen aus dem Produkt herausgenommen werden.
3. Das Aufladen wiederaufladbarer Batterien sollte nur unter Aufsicht eines Erwachsenen durchgeführt werden.
4. Niemals Alkali-Batterien, Standardbatterien (Zink-Kohle) oder wiederaufladbare Nickel-Cadmium-Zellen miteinander kombinieren.
5. Niemals alte und neue Batterien zusammen einsetzen.
6. Nur Batterien desselben oder ähnlichen Typs verwenden.
7. Darauf achten, daß die Batterien in der angegebenen Polrichtung eingelegt sind, und immer die Anleitungen der Spielzeug- und Batteriehersteller beachten.
8. Alte oder verbrauchte Batterien immer aus dem Spielzeug entfernen.
9. Die Anschlußklemmen dürfen nicht kurzgeschlossen werden.
10. Batterien sicher und vorschriftsgemäß entsorgen.

### INFORMAÇÃO DE SEGURANÇA SOBRE AS PILHAS

1. Não recarregue pilhas não recarregáveis.
2. Pilhas recarregáveis devem ser removidas do veículo antes de serem colocadas à carga.
3. Se forem utilizadas pilhas recarregáveis, devem ser recarregadas exclusivamente sob a supervisão de um adulto.
4. Não misture pilhas de tipos diferentes.
5. Nunca misture pilhas novas com pilhas usadas.
6. Utilizar exclusivamente pilhas iguais ou equivalentes às indicadas.
7. Assegure-se de que coloca as pilhas de maneira correcta, seguindo as instruções dos fabricantes das pilhas e do brinquedo.
8. Nunca deixar pilhas usadas dentro do brinquedo.
9. Os terminais não devem estar em curto-circuito.
10. Deitar fora em local conveniente.

### BATTERIINFORMATION

1. Icke-uppladdningsbara batterier får inte laddas upp.
2. Ta ut laddningsbara batterier ur leksaken innan de laddas upp.
3. Vid användning av löstagbara uppladdningsbara batterier får dessa bara laddas under överinseende av en vuxen.
4. Blanda aldrig olika batterityper (alkaliska med vanliga eller uppladdningsbara).
5. Blanda aldrig nya och gamla batterier.
6. Använd bara batterier av den typ (eller motsvarande) som rekommenderas.
7. Lägg i batterierna åt rätt håll och följ alltid anvisningarna från batteri- och leksakstillverkarna.
8. Ta alltid ur uttjänta batterier ur leksaken.
9. Batteripolerna får inte kortslutas.
10. Lägg använda batterier i en batteriholk eller lämna in dem.

### ΠΛΗΡΟΦΟΡΙΕΣ ΑΣΦΑΛΕΙΑΣ ΓΙΑ ΤΙΣ ΜΠΑΤΑΡΙΕΣ

1. Οι μη-επαναφορτιζόμενες μπαταρίες δεν επαναφορτίζονται.
2. Σιγουρευτείτε ότι τα σημεία επαφής είναι καθαρά και λαμπερά πριν την τοποθέτηση των μπαταριών.
3. Μην βραχυκυκλώνετε τους πόλους των μπαταριών.
4. Μην χρησιμοποιείτε συγχρόνως αλκαλικές, συμβατικές ή επαναφορτιζόμενες (νικελίου-καδμίου) μπαταρίες.
5. Μην χρησιμοποιείτε παλιές και καινούργιες μπαταρίες μαζί.
6. Βγάλτε τις μπαταρίες όταν πρόκειται να μην χρησιμοποιήσετε το παιχνίδι για μεγάλο χρονικό διάστημα.
7. Σιγουρευτείτε ότι τοποθετείτε σωστά τις μπαταρίες και πάντα ν'ακολουθείτε τις οδηγίες του κατασκευαστή του προϊόντος και των μπαταριών.
8. Πάντα να βγάζετε τις άδειες ή παλιές μπαταρίες από το προϊόν.
9. Μην βραχυκυκλώνετε τους πόλους των μπαταριών.
10. Πετάξτε προσεκτικά τις μπαταρίες.

**NORME DI SICUREZZA PER LE PILE**

1. Non tentare di ricaricare le pile non-ricaricabili.
2. Se si utilizzano pile ricaricabili, ricaricarle solamente sotto la supervisione di un adulto.
3. Togliere le pile ricaricabili dal prodotto prima di ricaricarle.
4. Non mischiare pile di tipo diverso (alcaline, standard, o ricaricabili)
5. Non mischiare le pile vecchie con quelle nuove.
6. Si consiglia l'uso di pile dello stesso tipo o equivalenti a quelle raccomandate nelle istruzioni.
7. Controllare che le pile siano inserite con le polarità posizionate in modo corretto e seguire sempre le istruzioni d'uso del giocattolo.
8. Togliere sempre le pile vecchie o esaurite dal giocattolo.
9. Non cortocircuitare i poli delle pile.
10. Eliminare le pile con la dovuta cautela.

**BATTERIJ-INFORMATIE**

1. Niet-oplaadbare batterijen mogen niet opgeladen worden.
2. Oplaadbare batterijen uit het apparaat verwijderen voordat ze worden opgeladen.
3. Als er uitneembare oplaadbare batterijen worden gebruikt, mogen die alleen onder toezicht van een volwassene worden opgeladen.
4. Gebruik nooit alkaline-, standaard (koolstof-zink) of oplaadbare (nikkel-cadmium) batterijen door elkaar.
5. Nooit oude en nieuwe batterijen bij elkaar gebruiken.
6. Vervang uitsluitend door dezelfde - of hetzelfde type - batterijen.
7. Zorg ervoor dat u de batterijen op de juiste manier plaatst (let op de + en - polen) en volg altijd de gebruiksaanwijzing van de speelgoed- en batterijfabrikant op.
8. Lege batterijen altijd verwijderen
9. Zorg ervoor dat er geen kortsluiting ontstaat bij de batterijpolen.
10. Batterijen als KCA inleveren.

**INFORMACIÓN DE SEGURIDAD SOBRE LAS PILAS**

LEA EL INSTRUCTIVO ANTES DE OPERAR ESTE JUGUETE.

1. No intentar recargar las pilas no-recargables.
2. Antes de recargar las pilas recargables, sacarlas del juguete.
3. Recargar las pilas recargables siempre bajo supervisión de un adulto.
4. No mezclar nunca pilas alcalinas, estándar (carbono-cinc) y recargables (níquel-cadmio).
5. No mezclar nunca pilas nuevas con gastadas.
6. Utilizar exclusivamente pilas del tipo indicado en las instrucciones o equivalente.
7. Asegurarse de colocar correctamente las pilas, según la polaridad indicada y siguiendo siempre las instrucciones del fabricante del juguete y del de las pilas.
8. Retirar siempre las pilas gastadas del juguete.
9. No provocar cortocircuitos en los polos de las pilas.
10. Desechar las pilas en un contenedor especial para pilas.

## 90-DAY LIMITED WARRANTY

Mattel, Inc. warrants to the original consumer purchaser that this product will be free of defects in material or workmanship for ninety days (unless specified in alternate warranties) from the date of purchase. If defective, return the product along with proof of the date of purchase, postage prepaid, to Consumer Relations, 636 Girard Avenue, East Aurora, New York 14052 for replacement or refund at our option. This warranty does not cover damage resulting from unauthorized modification, accident, misuse, or abuse. In no event shall we be responsible for incidental, consequential, or contingent damages (except in those states that do not allow this exclusion or limitation). **Valid only in U.S.A.** This warranty gives you specific legal rights and you may also have other rights which vary from state to state. Some states do not allow the exclusion of incidental or consequential damages, so the above limitations may not apply to you.

Send only the product to the address above. Send all correspondence to Consumer Relations, Mattel, Inc., 333 Continental Blvd., El Segundo, California 90245-5012, U.S.A.
Or you may phone us toll-free at 1-800-524-TOYS, Monday–Friday, 8:00 a.m.–6:00 p.m. Eastern Time. Outside U.S.A., see telephone directory for Mattel listing.

**U.S.A. CONSUMER INFORMATION**
**INFORMACIÓN PARA EL CONSUMIDOR EN LOS E.U.A.**

MATTY MATTEL™ toys

**YOU CAN TELL IT'S MATTEL!™ • ¡ES FÁCIL SABER QUE ES MATTEL!**

Call us toll-free 1(800) 524-8697 or write with any comments or questions about our products or service. Monday through Friday, 8:00 a.m.-6:00 p.m. Eastern Time. Outside U.S.A., see telephone directory for Mattel listing. **Consumer Relations, Mattel, Inc.,** 333 Continental Blvd., El Segundo, CA 90245 U.S.A.

Llámenos gratis al 1(800) 524-8697 o escríbanos con cualquier pregunta o comentario sobre nuestros productos o servicio. De lunes a viernes de 8:00 a.m. a 6:00 p.m., hora del Este. Fuera de los E.U.A., consulte una guía telefónica para el listado de Mattel. **Atención al cliente, Mattel, Inc.** 333 Continental Blvd. El Segundo, CA 90245 E.U.A.

**CONSUMER INFORMATION • SERVICE À LA CLIENTÈLE**

**YOU CAN TELL IT'S MATTEL!™ • MATTEL, RIEN DE TEL**

YOU MAY CALL US FREE AT 1 - 800 - 665 - MATTEL (6288) Monday - Friday, 8:00 a.m. - 6:00 p.m. EST. **Mattel Canada Inc., Consumer Service**, 6155 Freemont Blvd., Mississauga, Ontario L5R 3W2

QUESTIONS OU COMMENTAIRES? COMPOSEZ, SANS FRAIS, LE 1-800-665-MATTEL (6288) du lundi au vendredi, de 8 h à 18 h (HNE). **Service à la clientèle de Mattel Canada Inc.,** 6155 boul. Freemont, Mississauga, Ontario L5R 3W2

SAFETY - TESTED. CONFORMS TO ASTM F963.
CONFORME AUX NORMES DE SÉCURITÉ.
CUMPLE CON TODAS LAS NORMAS DE SEGURIDAD.

• Meets requirements of Council Directives - 99/5/EEC, 89/336/EEC, 88/378/EEc. Suitable for use in all EU member states. • Meets requirements of Council Directives - 99/5/EEC, 89/336/EEC, 88/378/EEc. Suitable for use in all EU member states. • Meets requirements of Council Directives - 99/5/EEC, 89/336/EEC, 88/378/EEc. Suitable for use in all EU member states. • Meets requirements of Council Directives - 99/5/EEC, 89/336/EEC, 88/378/EEc. Suitable for use in all EU member states. • Meets requirements of Council Directives - 99/5/EEC, 89/336/EEC, 88/378/EEc. Suitable for use in all EU member states. • Meets requirements of Council Directives - 99/5/EEC, 89/336/EEC, 88/378/EEc. Suitable for use in all EU member states. • Meets requirements of Council Directives - 99/5/EEC, 89/336/EEC, 88/378/EEc. Suitable for use in all EU member states. • Meets requirements of Council Directives - 99/5/EEC, 89/336/EEC, 88/378/EEc. Suitable for use in all EU member states. • Meets requirements of Council Directives - 99/5/EEC, 89/336/EEC, 88/378/EEc. Suitable for use in all EU member states.

## 90-DAY LIMITED WARRANTY

Mattel warrants to the original consumer purchaser that this product will be free of defects in material or workmanship for 90 days (unless otherwise specified in alternate warranties) from the date of purchase. If defective, return the product along with proof of the date of purchase, postage prepaid to Mattel Canada Inc., Consumer Service, 6155 Freemont Blvd., Mississauga, Ontario L5R 3W2 for replacement with an identical toy or a similar toy of equal or greater value according to availability. This warranty gives you specific legal rights and you may also have other rights which vary from province to province. This warranty does not cover damage resulting from accident, misuse, or abuse. **Valid for products sold in Canada only.**

YOU MAY CALL US FREE AT 1 - 800 - 665 - MATTEL (6288) Monday - Friday, 8:00 a.m. - 6:00 p.m. Eastern Time.

## GARANTIE LIMITÉE DE 90 JOURS

Mattel garantit à l'acheteur premier que le produit est couvert contre les défectuosités de matériau ou de fabrication pour une période de 90 jours (à moins qu'une autre garantie ne spécifie autrement) à compter de la date d'achat. Tout jouet défectueux doit être retourné, accompagné d'une preuve de la date d'achat et dûment affranchi, au Service à la clientèle de Mattel Canada Inc., 6155 boul. Freemont, Mississauga, Ontario L5R 3W2, où il sera remplacé par un jouet identique ou un jouet semblable de valeur égale ou supérieure. La présente garantie procure certains droits légaux à l'acheteur et peut également lui donner des droits supplémentaires pouvant varier d'une province à l'autre. La présente garantie ne couvre pas les dommages occasionnés par un accident, un usage abusif ou inapproprié. **Valable pour les produits vendus au Canada seulement.**

QUESTIONS OU COMMENTAIRES? COMPOSEZ, SANS FRAIS, LE 1-800-665-MATTEL (6288) du lundi au vendredi, de 8 h à 18 h (HNE).

## PÓLIZA DE GARANTÍA (Válida sólo en México) 90 DÍAS

Mattel de México, S.A. de C.V., garantiza sus productos por un periodo de 90 días en todas sus partes y mano de obra, a partir de la fecha de entrega.

**Condiciones:**

1. El consumidor presentará el producto en el lugar donde lo adquirió o lo presentará o enviará a nuestro centro de servicio ubicado en Lebrija 296-A, Col. Cerro de la Estrella, Iztapalapa C.P. 09880 México, D.F. Tels.: 54-26-44-87 y 54-26-44-38.
2. Durante la vigencia de esta póliza nos comprometemos a efectuar sin cargo la reparación, en un plazo que no excederá de 30 días a partir de la fecha de recepción del producto, en nuestro centro de servicio, o al cambio del producto defectuoso en su caso. Así mismo cubrimos gastos que se deriven de la presente garantía.
3. Refacciones para este producto podrán ser adquiridas en nuestro centro de servicio. Esta garantía se invalida en los siguientes casos: si ha sufrido un deterioro esencial, grave o irreparable por causa del consumidor, por daños causados por maltrato, mal uso, golpes accidentales o intencionales, o que el artículo se haya expuesto a elementos como agua (a excepción de que el instructivo indique otra cosa), ácidos, fuego, intemperie, así como daños causados por baterías que se dejen dentro del juguete por largos periodos de tiempo sin uso.

NOMBRE DEL CONSUMIDOR: _____

DIRECCIÓN Y TELÉFONO: _____

LÍNEA DE PRODUCTO: _____ SERIE: _____

MODELO: _____

NOMBRE DEL DISTRIBUIDOR: _____

DIRECCIÓN: _____

SELLO O FIRMA DEL DISTRIBUIDOR: _____

FECHA DE COMPRA: _____ FECHA DE ENTREGA: _____

## POLITICA DE GARANTIA

Politica de garantia Mattel do Brasil Ltda garante este produto por um prazo de 90 dias em todas as suas partes de fabricação a partir da data de aquisição. Em caso de defeito, ligar para 0800-550780 esta garantia não se aplica a prejuízos decorrentes de acidentes e má utilização do produto.